



AB109 Monthly Stats June 2019

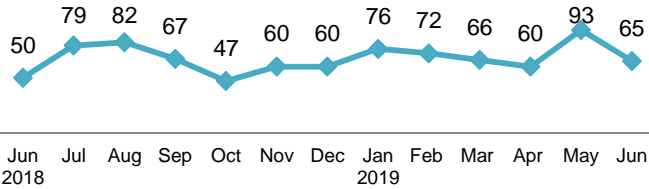
Postrelease Community Supervision (PCS)

Releases from Prison*

from 10/1/11 - 6/30/19 = 8,790

2019 YTD = 432

2019 Monthly Avg = 72



PCS Active Supervision

• 1,502

Warrants

292

453

745

•ICE

•PCS

•Total

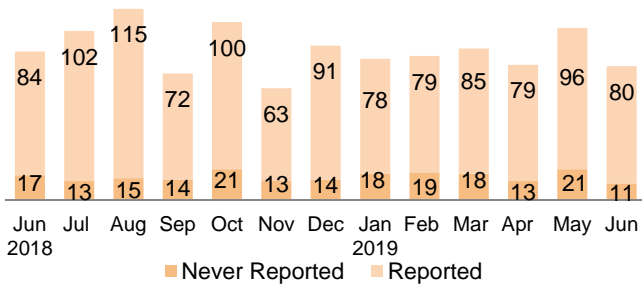
*Based on CDCR's projected release dates and are subject to change. Numbers reflect the most current release date information.

Warrants

2019 YTD = 597

2019 Monthly Avg = 100

36.84% of individuals had at least one warrant issued since 10/1/2011.

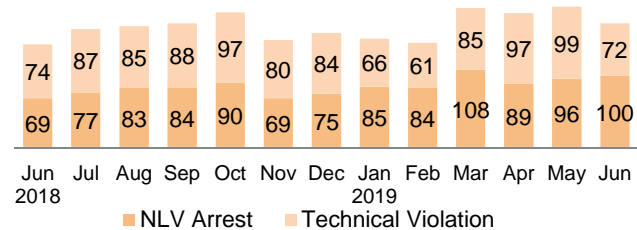


Revocations

2019 YTD = 1042

2019 Monthly Avg = 174

41.37% of individuals had at least one revocation issued since 10/1/2011.

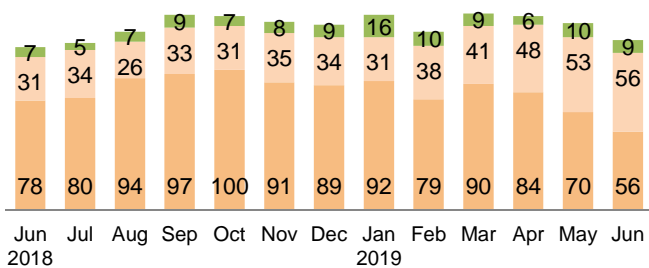


Day Reporting Center Participants

2019 Monthly Avg = 133

2019 Monthly Avg: (AB109 = 40, GenSup = 93)

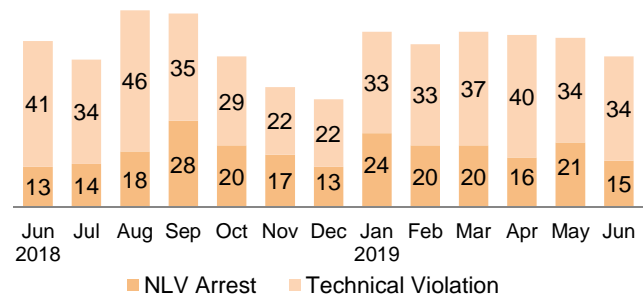
Phase 1 Phase 2 Phase 3



Flash Incarcerations

2019 Monthly Avg = 55

2018 Monthly Avg = 53



Mandatory Supervision (MS)

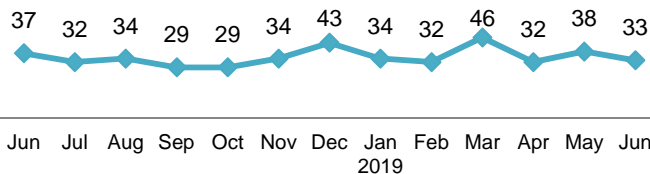
Individuals with MS Convictions

from 10/1/11 - 6/30/19 = 3,961

2019 YTD = 215

2019 Monthly Avg = 36

2018 Monthly Avg = 33



MS Active Supervision

• 495

Warrants

414

June Flash Incarcerations

2