



# AB109 Monthly Stats

## April 2019


### Postrelease Community Supervision (PCS)

#### Releases from Prison\*

from 10/1/11 - 4/30/19 = 8,625

2019 YTD = 274

2019 Monthly Avg = 69



Apr 2018    May    Jun    Jul    Aug    Sep    Oct    Nov    Dec    Jan 2019    Feb    Mar    Apr

\*Based on CDCR's projected release dates and are subject to change. Numbers reflect the most current release date information.

#### PCS Active Supervision

• 1,456

#### Warrants

291

445

736

•ICE

•PCS

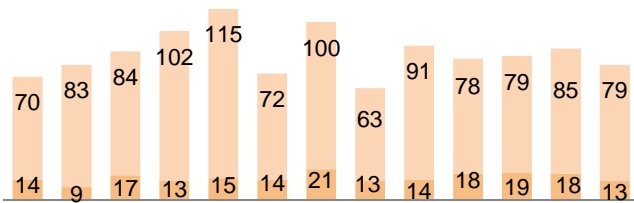
•Total

#### Warrants

2019 YTD = 389

2019 Monthly Avg = 97

36.86% of individuals had at least one warrant issued since 10/1/2011.



Apr 2018    May    Jun    Jul    Aug    Sep    Oct    Nov    Dec    Jan 2019    Feb    Mar    Apr

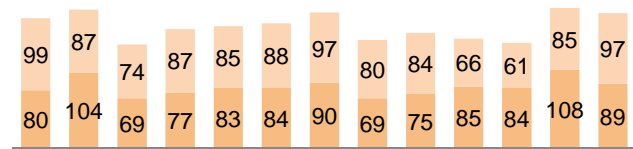
■ Never Reported    ■ Reported

#### Revocations

2019 YTD = 675

2019 Monthly Avg = 169

41.34% of individuals had at least one revocation issued since 10/1/2011.



Apr 2018    May    Jun    Jul    Aug    Sep    Oct    Nov    Dec    Jan 2019    Feb    Mar    Apr

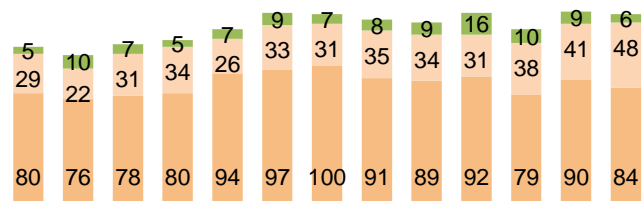
■ NLV Arrest    ■ Technical Violation

#### Day Reporting Center Participants

2019 Monthly Avg = 136

2019 Monthly Avg: (AB109 = 41, GenSup = 95)

■ Phase 1    ■ Phase 2    ■ Phase 3

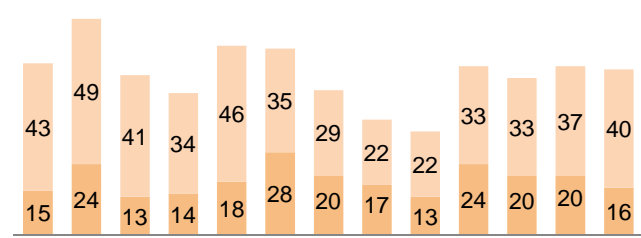


Apr 2018    May    Jun    Jul    Aug    Sep    Oct    Nov    Dec    Jan 2019    Feb    Mar    Apr

#### Flash Incarcerations

2019 Monthly Avg = 56

2018 Monthly Avg = 53



Apr 2018    May    Jun    Jul    Aug    Sep    Oct    Nov    Dec    Jan 2019    Feb    Mar    Apr

■ NLV Arrest    ■ Technical Violation

### Mandatory Supervision (MS)

#### Individuals with MS Convictions

from 10/1/11 - 4/30/19 = 3,898

2019 YTD = 144

2019 Monthly Avg = 36

2018 Monthly Avg = 33



Apr 2018    May    Jun    Jul    Aug    Sep    Oct    Nov    Dec    Jan 2019    Feb    Mar    Apr

#### MS Active Supervision

• 482

#### Warrants

408

April Flash Incarcerations

4