



AB109 Monthly Stats January 2019

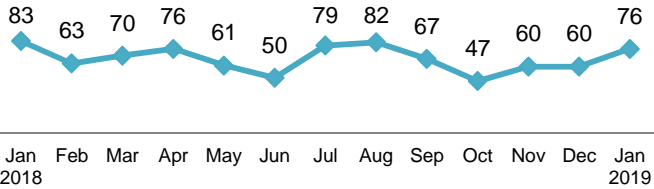
Postrelease Community Supervision (PCS)

Releases from Prison*

from 10/1/11 - 1/31/19 = 8,398

2019 YTD = 76

2019 Monthly Avg = 76



PCS Active Supervision

• 1,436

Warrants

287

475

762

•ICE

•PCS

•Total

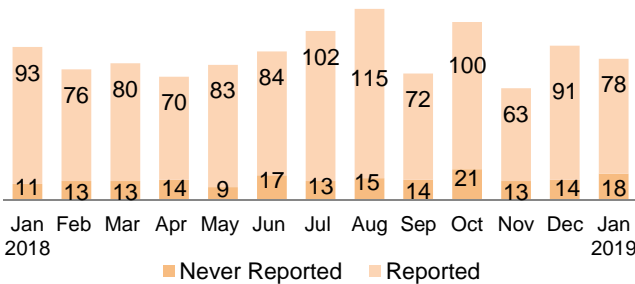
*Based on CDCR's projected release dates and are subject to change. Numbers reflect the most current release date information.

Warrants

2019 YTD = 96

2019 Monthly Avg = 96

36.89% of individuals had at least one warrant issued since 10/1/2011.

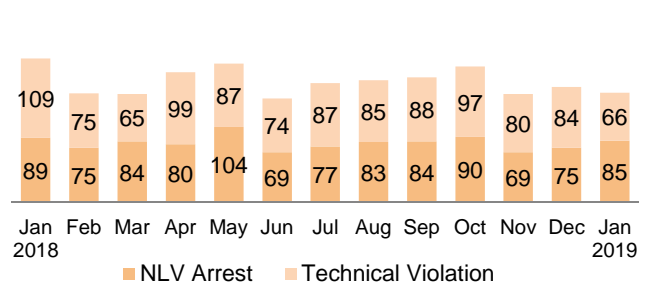


Revocations

2019 YTD = 151

2019 Monthly Avg = 151

41.22% of individuals had at least one revocation issued since 10/1/2011.

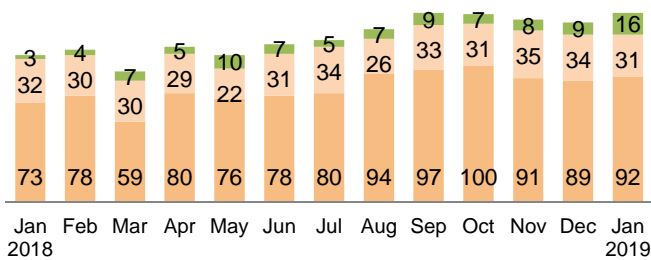


Day Reporting Center Participants

2019 Monthly Avg = 139

2019 Monthly Avg: (AB109 = 40, GenSup = 99)

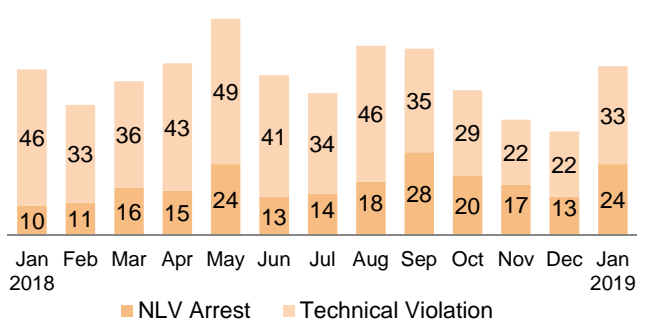
Phase 1 Phase 2 Phase 3



Flash Incarcerations

2019 Monthly Avg = 57

2018 Monthly Avg = 53



Mandatory Supervision (MS)

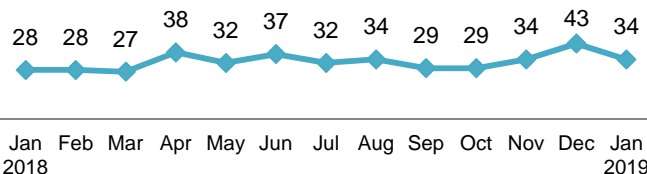
Individuals with MS Convictions

from 10/1/11 - 1/31/19 = 3,802

2019 YTD = 34

2019 Monthly Avg = 34

2018 Monthly Avg = 33



MS Active Supervision

• 461

Warrants

391

January Flash Incarcerations

3