

SUMMARY ACTION MINUTES

REGULAR MEETING ORANGE COUNTY COMMUNITY CORRECTIONS PARTNERSHIP

Thursday, October 27, 2016, 2:00 P.M.



PROBATION DEPARTMENT
Training Room 5
1001 S. Grand Ave.
Santa Ana, California

STEVE SENTMAN, Chair
Chief Probation Officer

TODD ELGIN
Chief of Police, Garden Grove

MARY HALE
Health Care Agency

SANDRA HUTCHENS
Sheriff-Coroner

SHARON PETROSINO
Public Defender

TONY RACKAUCKAS
District Attorney

ATTENDANCE: Members Elgin, Hale, Sentman, Davis (Alternate for Petrosino), Kea (Alternate for Hutchens) and Yonemura (Alternate for Rackauckas)

EXCUSED: Members Hutchens, Petrosino and Rackauckas

COUNTY COUNSEL: Wendy Phillips, Deputy

CLERK OF THE PARTNERSHIP: Jamie Ross & Dora Guillen, Deputy Clerks

ADMINISTRATIVE MATTERS: (Items 1 - 5)

1. Welcome and Introductions
2. Update on 2011 Realignment funding estimates for FY 2016/17
UPDATE PROVIDED ON THE STATEWIDE ALLOCATION BEING LOWER THAN ANTICIPATED
3. Discussion and approval of the methodology for distribution of FY 16/17 approved Local Law Enforcement allocation
192345678 **DISCUSSED; APPROVED FY 2016/17 ALLOCATION FOR LOCAL LAW ENFORCEMENT TO BE DISTRIBUTED TO EACH ENTITY ON A QUARTERLY BASIS ON PERCENTAGE ALLOCATION APPROVED AS INCLUDED ON ATTACHMENT**
xxx

SUMMARY ACTION MINUTES

4. Approval of distribution of prior year's unspent Local Law Enforcement allocations
192345678 **APPROVED DISTRIBUTION OF UNSPENT PRIOR YEAR'S ALLOCATION FOR
LOCAL LAW ENFORCEMENT FOR FY 2014/15 AND FY 2015/16 TO EACH ENTITY
FOR THE BALANCE REMAINING AS INCLUDED ON ATTACHMENT**
xxx

5. Realignment Updates:

- Probation
- Sheriff
- District Attorney
- Public Defender
- Courts
- Health Care/Mental Health
- Local Law Enforcement
- Board of Supervisors
- Social Services
- OC Community Resources
- OC Department of Education
- Community-Based Organization (Representative)
- CSP (Victims Representative)

P.O. **DISCUSSED; STEPPING UP INITIATIVE UPDATE TO BE PROVIDED AT 1/26/17, 2:00
P.M. REGULAR MEETING**

PUBLIC & PARTNERSHIP COMMENTS:

PUBLIC COMMENTS:

Carole Urie – Oral Re.: Returning Home Foundation. Alternative Housing; Potter's Lane in Midway City and use of containers for housing; overcoming hurdles to use containers for housing.

PARTNERSHIP COMMENTS:

Chair Sentman – Oral Re.: Next regular meeting on January 26, 2017, 2:00 p.m.; wished everyone a Happy Holiday season; Stepping Up Initiative; thanked everyone for a productive year.

ADJOURNED: 2:42 P.M.

SUMMARY ACTION MINUTES

*** KEY ***

Left Margin Notes

- | | |
|------------------------------|--------------------------|
| 1 Todd Elgin | A = Abstained |
| 2 Mary Hale | X = Excused |
| 3 Sandra Hutchens | N = No |
| 4 Sharon Petrosino | P.O. = Partnership Order |
| 5 Tony Rackauckas | |
| 6 Steve Sentman | |
| 7 Frank Davis (Alternate) | |
| 8 Steve Kea (Alternate) | |
| 9 Steve Yonemura (Alternate) | |

(1st number = Moved by; 2nd number = Seconded by)

/s/

STEVE SENTMAN

Chair

/s/

Jamie Ross, Deputy
Clerk of the Partnership

2011 Public Safety Realignment and Postrelease Community Supervision
Analysis of Allocations for Local Law Enforcement
Period of FY 2014/15 to FY 2016/17

Law Enforcement Entity	FY 2015/16 Balance		FY 2016/17		Total Funds Allocated
	Distribution %	Remaining Allocation As of June 30, 2016	Distribution %	Current Year Allocation	
Anaheim	18.64%	\$ 86,796.86	18.22%	\$ 140,219.89	\$ 227,016.75
Brea	0.76%	5,771.02	0.35%	2,658.20	8,429.21
Buena Park	3.31%	34,783.54	2.59%	19,936.48	54,720.01
Costa Mesa	4.73%	48,580.08	4.84%	37,214.76	85,794.84
Cypress	1.23%	14,534.10	1.64%	12,626.44	27,160.53
Fountain Valley	1.32%	9,036.94	0.78%	5,980.94	15,017.88
Fullerton	5.39%	26,092.34	6.04%	46,518.45	72,610.78
Garden Grove	9.84%	119,880.73	8.81%	67,784.02	187,664.75
Huntington Beach	5.96%	61,971.74	4.32%	33,227.46	95,199.20
Irvine	1.04%	2,835.19	1.21%	9,303.69	12,138.88
La Habra	2.27%	4,090.82	1.64%	12,626.44	16,717.26
La Palma	0.09%	1,070.52	0.00%	-	1,070.52
Laguna Beach	0.28%	0.43	0.52%	3,987.30	3,987.72
Los Alamitos	0.38%	3,590.07	0.26%	1,993.65	5,583.72
Newport Beach	0.85%	10,726.70	0.43%	3,322.75	14,049.45
Orange	3.31%	12,171.05	3.63%	27,911.07	40,082.11
Placentia	0.95%	6,435.08	1.04%	7,974.59	14,409.67
Santa Ana	24.69%	173,568.66	27.03%	208,003.91	381,572.57
Seal Beach	0.38%	6,578.81	0.17%	1,329.10	7,907.91
Tustin	1.99%	13,498.03	2.42%	18,607.38	32,105.40
Westminster	4.26%	15,859.99	6.04%	46,518.45	62,378.43
O C Sheriff	8.33%	13,382.94	8.03%	61,803.07	75,186.02
GRAND TOTAL	100.00%	\$ 671,255.63	100.00%	\$ 769,548.00	\$ 1,440,803.63

Source: OC Probation LLE Allocation and Claim Tracking Schedule

Notes:

1. Prior to FY 2016/17, Local Law Enforcement entities were reimbursed through a claim process in accordance with existing MOU with OC Probation. Clarification was received from the State allowing for the methodology for disbursement of the funds held in the Community Correctional subaccount to be changed. Funds held in the Community Corrections Subaccount are to be treated as an allocation thereby eliminating the claiming process. Distribution of funds anticipated to be made quarterly and coordinated by CEO Budget.
2. Amounts listed for FY 2015/16 include carry over unspent amounts from FY 2014/15 and reconciled to the General Ledger as of FY 2015/16, June Period 13 Final. No claims processed in FY 2016/17.
3. Allocation for FY 2016-17 Local Law Enforcement approved by CCP Committee on January 21, 2016. Distribution by entity received from Garden Grove Police Department as of July 28, 2016.



AB109 Realignment Monthly Stats September 2016

#5 10-27-16



Postrelease Community Supervision (PCS)

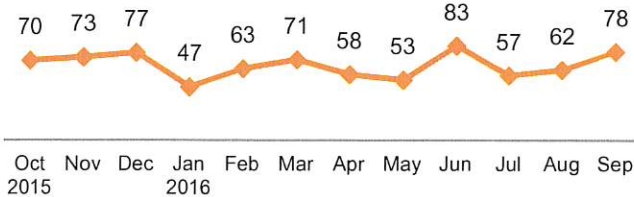
Releases from Prison*

from 10/1/11 - 9/30/16 = 6,211

2016 YTD = 572

2016 Monthly Avg = 64

2015 Monthly Avg = 70



Currently Supervised:

Actively Supervised	1497
On Active Warrant (includes 325 ICE warrants)	653
Total	2150

Completions:

1 Yr Mandatory Termination	2295
Other Discharges/Transfers	1766
Total	4061

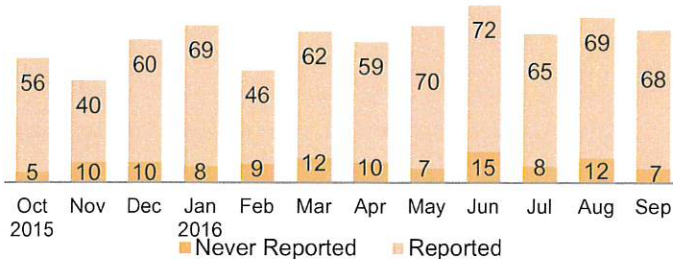
*Based on CDCR's projected release dates and are subject to change. Numbers reflect the most current release date information.

Warrants

2016 YTD = 668

2016 Monthly Avg = 74

36.40% of individuals had at least one warrant issued since 10/1/2011.

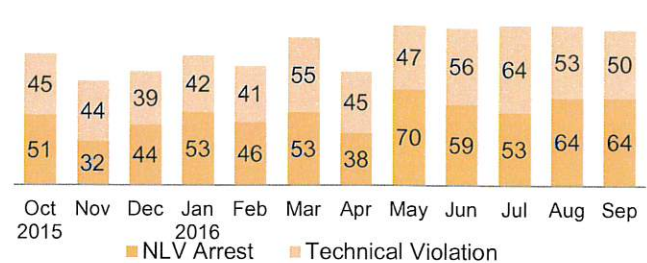


Revocations

2016 YTD = 953

2016 Monthly Avg = 106

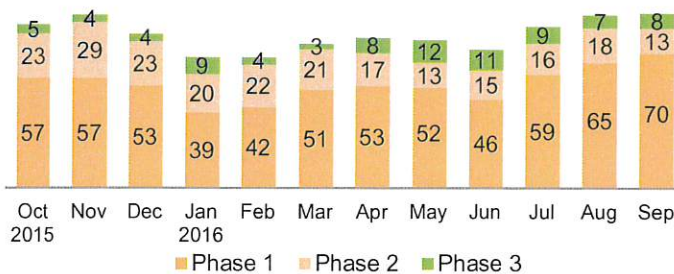
39.83% of individuals had at least one revocation issued since 10/1/2011.



Day Reporting Center Participants

2016 Monthly Avg = 78

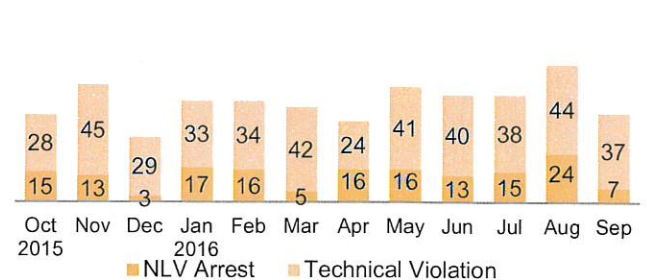
(AB109 = 40, GenSup = 38)



Flash Incarcerations

2016 YTD = 462

2016 Monthly Avg = 51



Mandatory Supervision (MS)

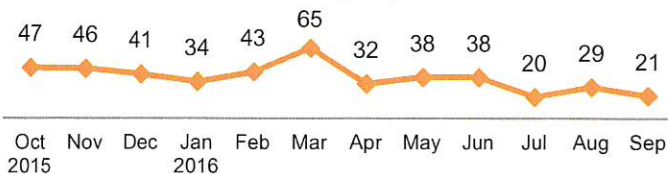
Individuals with MS Convictions

from 10/1/11 - 9/30/16 = 3,082

2016 YTD = 320

2016 Monthly Avg = 36

2015 Monthly Avg = 38



Currently Supervised:

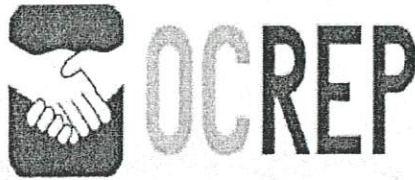
Actively Supervised (Released from Jail)	492
On Active Warrant as of September 30, 2016	323
Total	815

Awaiting Supervision:


Sentenced (still in custody)	153
------------------------------	-----

Completions:

MS Case Terminated/Expired/Other	2114
----------------------------------	------



Orange County Re-Entry Partnership
Helping you help yourself to a better tomorrow



Mission Statement

The Orange County Re-Entry Partnership will serve as a critical link between community resource providers and the formerly incarcerated striving to re-establish healthy, productive and rewarding lives.

*Please join us for our next General Membership meeting
Tuesday November 8th from 3:00-5:00pm*

We will be training on recognizing intellectual disabilities brought to you by our partners at Rancho Santiago Canyon College's Adults with Disabilities program

Many incarcerated individuals in Orange County may be affected by an intellectual disability. According to the National Institute on Health (NIH), intellectual disability refers to a group of disorders characterized by a limited mental capacity and difficulty with adaptive behaviors such as managing money, schedules and routines, or social interactions. Intellectual disability originates before the age of 18 and may result from physical causes, such as autism or cerebral palsy or from nonphysical causes, such as lack of stimulation and adult responsiveness. The presenters will provide guidelines of assistance, services, and accommodating available in Orange County for individuals who may be affected by an intellectual disability.

Open to all interested parties, please share with your networks!

Location: The Orange County One-Stop Center
17891 Cartwright, Suite 100, Irvine, CA 92614

Visit our website:
www.ocreentry.com

Social:
www.facebook.com/ocrep



Orange County ★
2-1-1
Get Connected. Get Answers.