



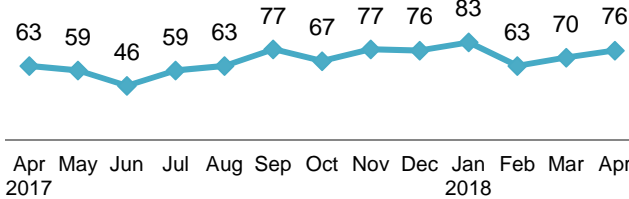
AB109 Monthly Stats April 2018

Postrelease Community Supervision (PCS)

Releases from Prison*

from 10/1/11 - 4/30/18 = 7,641

2018 YTD = 292
2018 Monthly Avg = 73
2017 Monthly Avg = 66



Currently Supervised:

Actively Supervised	1875
On Active Warrant (includes 368 ICE warrants)	769
Total	2644

Completions:

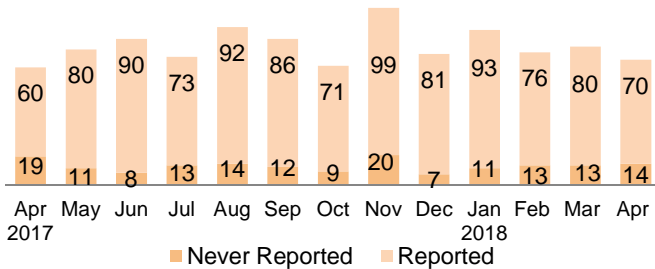
1 Yr Mandatory Termination	2927
Other Discharges/Transfers	2070
Total	4997

*Based on CDCR's projected release dates and are subject to change. Numbers reflect the most current release date information.

Warrants

2018 YTD = 370
2018 Monthly Avg = 93

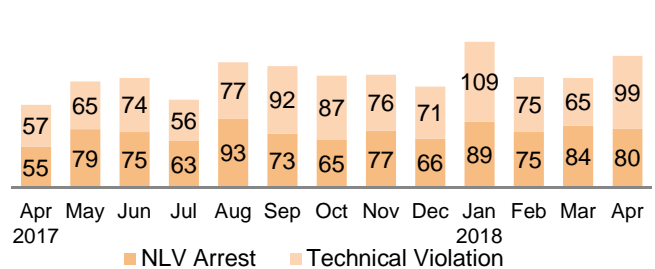
39.10% of individuals had at least one warrant issued since 10/1/2011.



Revocations

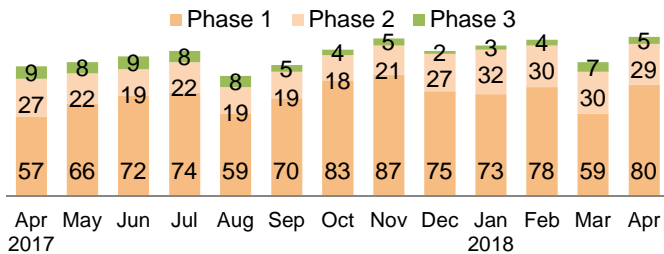
2018 YTD = 676
2018 Monthly Avg = 169

44.90% of individuals had at least one revocation issued since 10/1/2011.



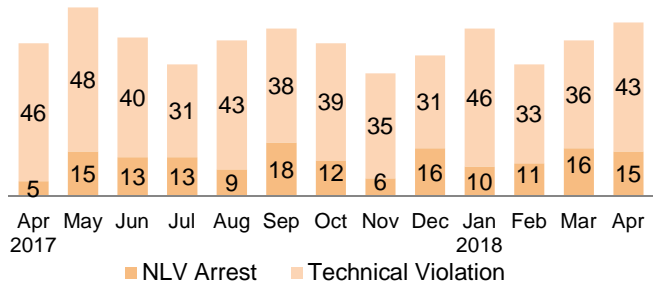
Day Reporting Center Participants

2018 Monthly Avg = 108
2018 Monthly Avg: (AB109 = 44, GenSup = 64)



Flash Incarcerations

2018 Monthly Avg = 53
2017 Monthly Avg = 50

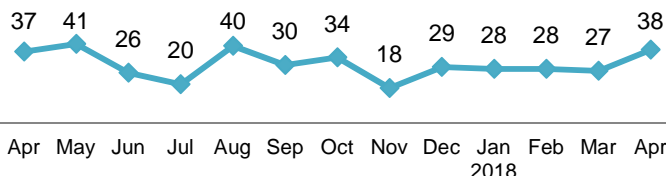


Mandatory Supervision (MS)

Individuals with MS Convictions

from 10/1/11 - 4/30/18 = 3,565

2018 YTD = 121
2018 Monthly Avg = 30
2017 Monthly Avg = 32



Currently Supervised:

Actively Supervised (Released from Jail)	426
On Active Warrant as of April 30, 2018	357
Total	783

Awaiting Supervision:

Sentenced (still in custody)	132
------------------------------	-----

Completions:

MS Case Terminated/Expired/Other	2650
----------------------------------	------

Flash Incarcerations:

In April 2018	1
---------------	---