



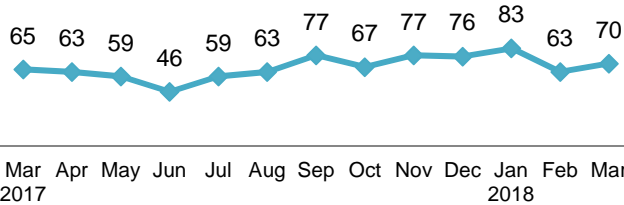
## AB109 Monthly Stats March 2018

### Postrelease Community Supervision (PCS)

#### Releases from Prison\*

from 10/1/11 - 3/31/18 = 7,547

2018 YTD = 216  
2018 Monthly Avg = 72  
2017 Monthly Avg = 66



#### Currently Supervised:

Actively Supervised	1791
On Active Warrant (includes 364 ICE warrants)	804
<b>Total</b>	<b>2595</b>

#### Completions:

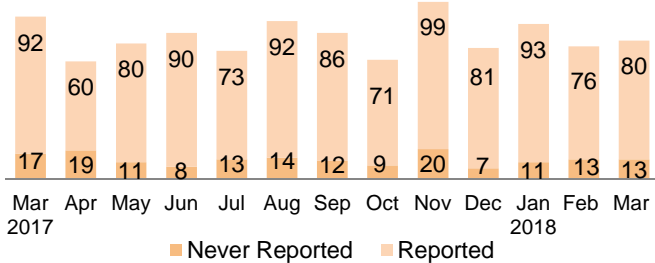
1 Yr Mandatory Termination	2895
Other Discharges/Transfers	2057
<b>Total</b>	<b>4952</b>

\*Based on CDCR's projected release dates and are subject to change. Numbers reflect the most current release date information.

#### Warrants

2018 YTD = 286  
2018 Monthly Avg = 95

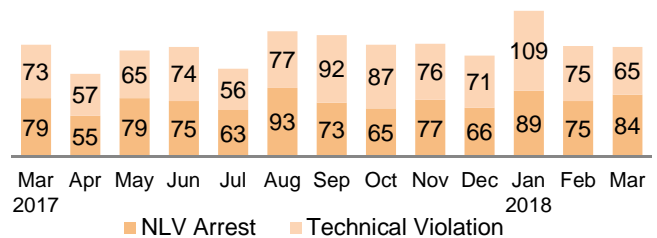
39.22% of individuals had at least one warrant issued since 10/1/2011.



#### Revocations

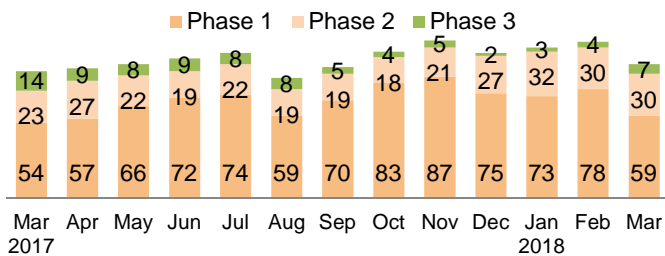
2018 YTD = 497  
2018 Monthly Avg = 166

44.71% of individuals had at least one revocation issued since 10/1/2011.



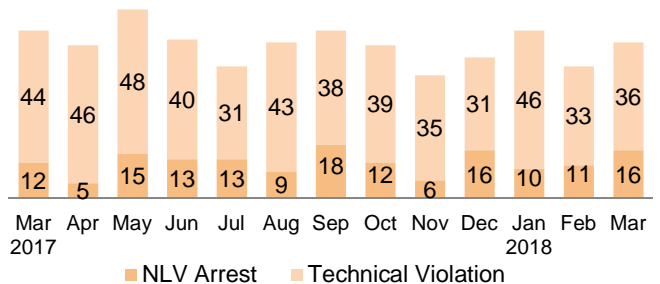
#### Day Reporting Center Participants

2018 Monthly Avg = 105  
2018 Monthly Avg: (AB109 = 43, GenSup = 62)



#### Flash Incarcerations

2018 Monthly Avg = 51  
2017 Monthly Avg = 50

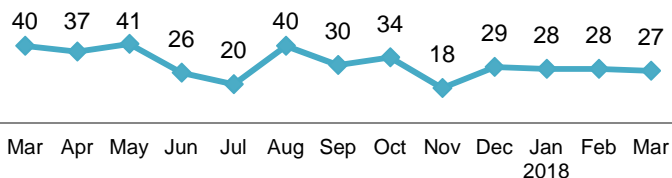


### Mandatory Supervision (MS)

#### Individuals with MS Convictions

from 10/1/11 - 3/31/18 = 3,537

2018 YTD = 83  
2018 Monthly Avg = 28  
2017 Monthly Avg = 32



#### Currently Supervised:

Actively Supervised (Released from Jail)	446
On Active Warrant as of March 31, 2018	364
<b>Total</b>	<b>810</b>

#### Awaiting Supervision:

Sentenced (still in custody)	119
------------------------------	-----

#### Completions:

MS Case Terminated/Expired/Other	2608
----------------------------------	------