



## AB109 Monthly Stats December 2017

### Postrelease Community Supervision (PCS)

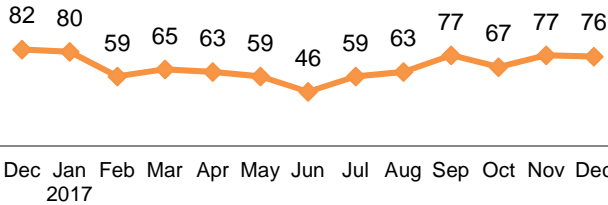
**Releases from Prison\***  
from 10/1/11 - 12/31/17 = 7,311  
2017 YTD = 791  
2017 Monthly Avg = 66  
2016 Monthly Avg = 65

**Currently Supervised:**

Actively Supervised	1723
On Active Warrant (includes 360 ICE warrants)	767
<b>Total</b>	<b>2490</b>

**Completions:**

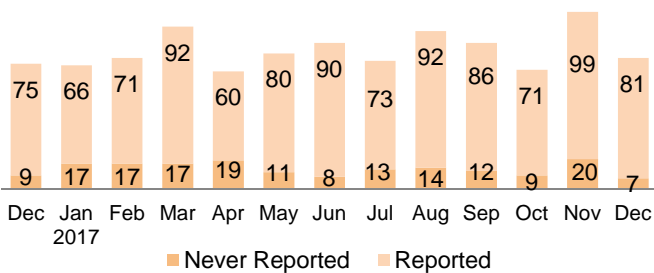
1 Yr Mandatory Termination	2818
Other Discharges/Transfers	2003
<b>Total</b>	<b>4821</b>



\*Based on CDCR's projected release dates and are subject to change. Numbers reflect the most current release date information.

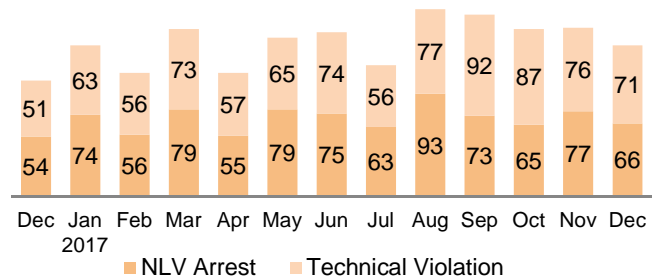
### Warrants

2017 YTD = 1125  
2017 Monthly Avg = 94  
**38.98%** of individuals had at least one warrant issued since 10/1/2011.



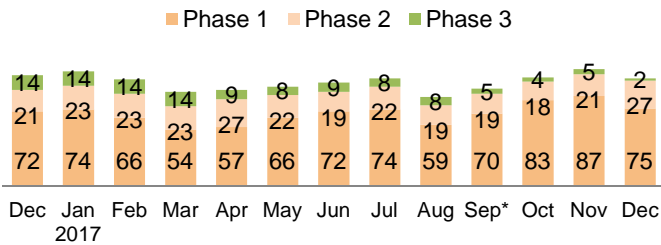
### Revocations

2017 YTD = 1702  
2017 Monthly Avg = 142  
**43.85%** of individuals had at least one revocation issued since 10/1/2011.



### Day Reporting Center Participants

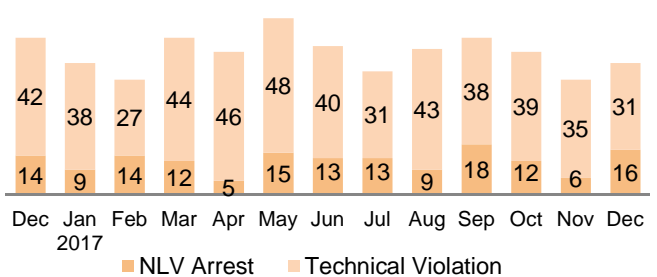
2017 Monthly Avg = 100  
(AB109 = 30, GenSup = 70)



\*Includes West County DRC which opened 9/25/2017

### Flash Incarcerations

2017 Monthly Avg = 50  
2016 Monthly Avg = 50



### Mandatory Supervision (MS)

**Individuals with MS Convictions**  
from 10/1/11 - 12/31/17 = 3,465

2017 YTD = 389  
2017 Monthly Avg = 32

**Currently Supervised:**

Actively Supervised (Released from Jail)	464
On Active Warrant as of December 31, 2017	367
<b>Total</b>	<b>831</b>

**Awaiting Supervision:**

Sentenced (still in custody)	128
------------------------------	-----

**Completions:**

MS Case Terminated/Expired/Other	2506
----------------------------------	------

