



## AB109 Monthly Stats October 2017

### Postrelease Community Supervision (PCS)

#### Releases from Prison\*

from 10/1/11 - 10/31/17 = 7,128

2017 YTD = 638

2017 Monthly Avg = 64

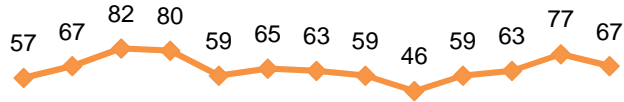
2016 Monthly Avg = 65

#### Currently Supervised:

Actively Supervised	1700
On Active Warrant (includes 354 ICE warrants)	736
<b>Total</b>	<b>2436</b>

#### Completions:

1 Yr Mandatory Termination	2749
Other Discharges/Transfers	1943
<b>Total</b>	<b>4692</b>



Oct Nov Dec Jan Feb Mar Apr May Jun Jul Aug Sep Oct 2017

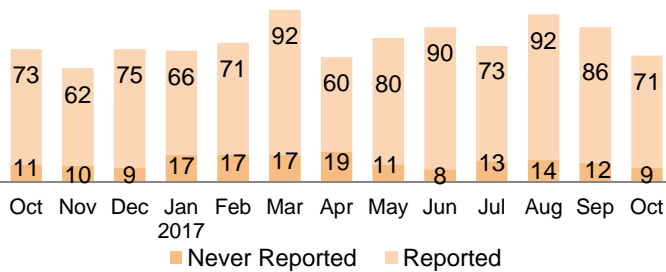
\*Based on CDCR's projected release dates and are subject to change. Numbers reflect the most current release date information.

### Warrants

2017 YTD = 918

2017 Monthly Avg = 92

38.76% of individuals had at least one warrant issued since 10/1/2011.

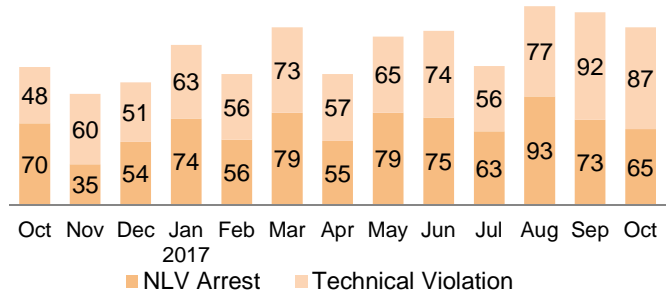


### Revocations

2017 YTD = 1412

2017 Monthly Avg = 141

43.59% of individuals had at least one revocation issued since 10/1/2011.

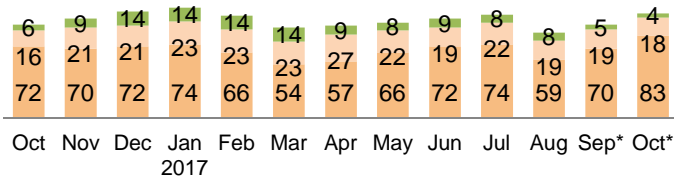


### Day Reporting Center Participants

2017 Monthly Avg = 98

(AB109 = 28, GenSup = 70)

Phase 1 (orange) Phase 2 (light orange) Phase 3 (green)

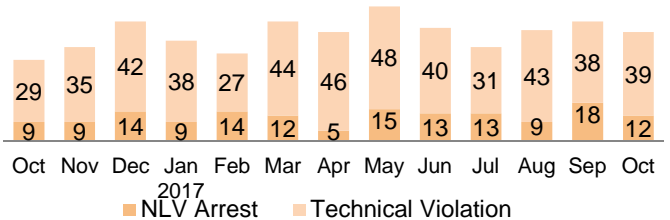


\*Includes West County DRC which opened 9/25/2017

### Flash Incarcerations

2017 Monthly Avg = 51

2016 Monthly Avg = 50



### Mandatory Supervision (MS)

#### Individuals with MS Convictions

from 10/1/11 - 10/31/17 = 3,430

2017 YTD = 342

2017 Monthly Avg = 34

#### Currently Supervised:

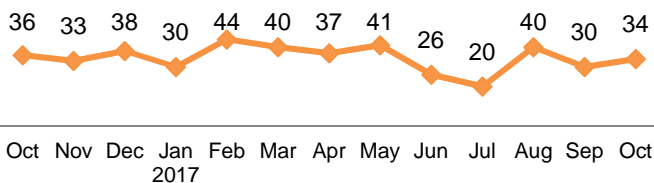
Actively Supervised (Released from Jail)	453
On Active Warrant as of October 31, 2017	362
<b>Total</b>	<b>815</b>

#### Awaiting Supervision:

Sentenced (still in custody)	154
------------------------------	-----

#### Completions:

MS Case Terminated/Expired/Other	2461
----------------------------------	------



Oct Nov Dec Jan Feb Mar Apr May Jun Jul Aug Sep Oct 2017