



AB109 Monthly Stats September 2017

Postrelease Community Supervision (PCS)

Releases from Prison*

from 10/1/11 - 9/30/17 = 7,057

2017 YTD = 571

2017 Monthly Avg = 63

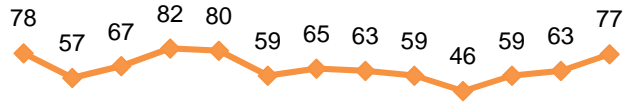
2016 Monthly Avg = 65

Currently Supervised:

Actively Supervised	1690
On Active Warrant (includes 353 ICE warrants)	724
Total	2414

Completions:

1 Yr Mandatory Termination	2710
Other Discharges/Transfers	1933
Total	4643



Sep Oct Nov Dec Jan Feb Mar Apr May Jun Jul Aug Sep
2017

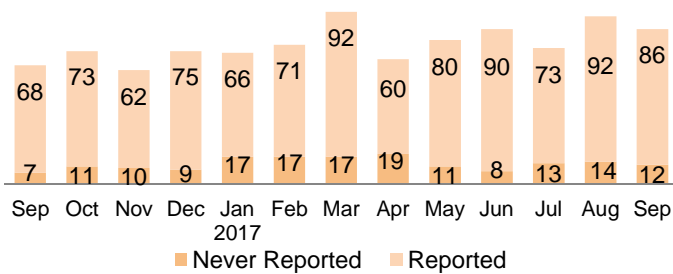
*Based on CDCR's projected release dates and are subject to change. Numbers reflect the most current release date information.

Warrants

2017 YTD = 838

2017 Monthly Avg = 93

38.74% of individuals had at least one warrant issued since 10/1/2011.



Sep Oct Nov Dec Jan Feb Mar Apr May Jun Jul Aug Sep
2017

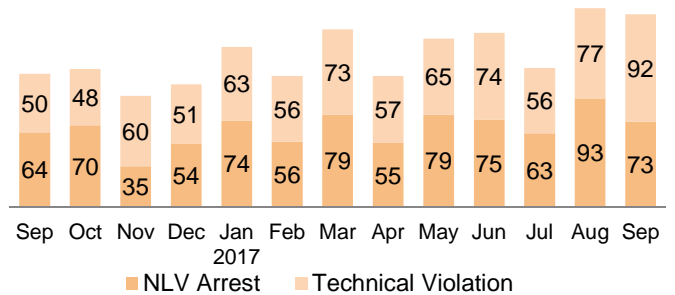
■ Never Reported ■ Reported

Revocations

2017 YTD = 1260

2017 Monthly Avg = 140

43.33% of individuals had at least one revocation issued since 10/1/2011.



Sep Oct Nov Dec Jan Feb Mar Apr May Jun Jul Aug Sep
2017

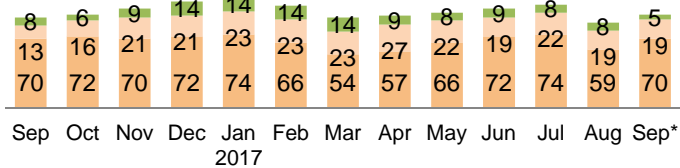
■ NLV Arrest ■ Technical Violation

Day Reporting Center Participants

2017 Monthly Avg = 98

(AB109 = 28, GenSup = 70)

■ Phase 1 ■ Phase 2 ■ Phase 3



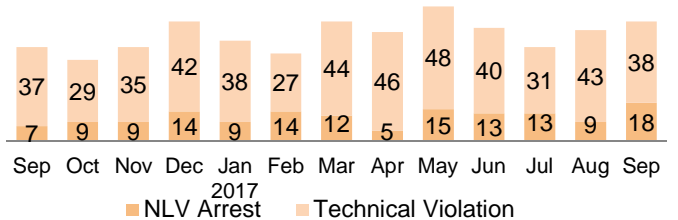
Sep Oct Nov Dec Jan Feb Mar Apr May Jun Jul Aug Sep*
2017

*Includes West County DRC which opened 9/25/2017

Flash Incarcerations

2017 Monthly Avg = 51

2016 Monthly Avg = 50



Sep Oct Nov Dec Jan Feb Mar Apr May Jun Jul Aug Sep
2017

■ NLV Arrest ■ Technical Violation

Mandatory Supervision (MS)

Individuals with MS Convictions

from 10/1/11 - 9/30/17 = 3,406

2017 YTD = 308

2017 Monthly Avg = 34

Currently Supervised:

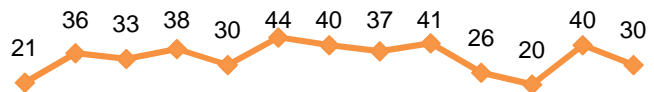
Actively Supervised (Released from Jail)	471
On Active Warrant as of September 30, 2017	357
Total	828

Awaiting Supervision:

Sentenced (still in custody)	163
------------------------------	-----

Completions:

MS Case Terminated/Expired/Other	2415
----------------------------------	------



Sep Oct Nov Dec Jan Feb Mar Apr May Jun Jul Aug Sep
2017