

AGENDA

REGULAR MEETING ORANGE COUNTY COMMUNITY CORRECTIONS PARTNERSHIP

Thursday, September 28, 2017, 2:00 P.M.



PROBATION DEPARTMENT
Training Room 5
1001 S. Grand Ave.
Santa Ana, California

STEVE SENTMAN, Chair
Chief Probation Officer

MARY HALE
Health Care Agency

SHARON PETROSINO
Public Defender

TODD ELGIN
Chief of Police, Garden Grove

SANDRA HUTCHENS
Sheriff-Coroner

TONY RACKAUCKAS
District Attorney

The Orange County Community Corrections Partnership welcomes you to this meeting. This agenda contains a brief general description of each item to be considered. The Partnership encourages your participation. If you wish to speak on an item contained in the agenda, please complete a Speaker Form identifying the item(s) and deposit it in the Speaker Form Return box located next to the Clerk. If you wish to speak on a matter which does not appear on the agenda, you may do so during the Public Comment period at the close of the meeting. Except as otherwise provided by law, no action shall be taken on any item not appearing in the agenda. When addressing the Partnership, please state your name for the record prior to providing your comments.

****In compliance with the Americans with Disabilities Act, those requiring accommodation for this meeting should notify the Clerk of the Board's Office 72 hours prior to the meeting at (714) 834-2206****

All supporting documentation is available for public review in the office of the Clerk of the Board of Supervisors located in the Hall of Administration Building, 333 W. Santa Ana Blvd., 10 Civic Center Plaza, Room 465, Santa Ana, California 92701 during regular business hours, 8:00 a.m. - 5:00 p.m., Monday through Friday.

AGENDA

ADMINISTRATIVE MATTERS: (Items 1 - 4)

At this time, members of the public may ask the Partnership to be heard on the following items as those items are called.

1. Welcome and Introductions
2. Receive and file AB109 allocations to be included in the 2017 Strategic Financial Plan
3. Receive and file 2nd Quarter AB109 Report for the period of April to June 2017
4. Realignment Updates:
 - CCP Coordinator
 - Probation
 - Sheriff
 - District Attorney
 - Public Defender
 - Courts
 - Health Care/Mental Health
 - Local Law Enforcement
 - Board of Supervisors
 - Social Services
 - OC Community Resources
 - OC Department of Education
 - Community-Based Organization (Representative)
 - CSP (Victims Representative)

PUBLIC & PARTNERSHIP COMMENTS:

At this time members of the public may address the Orange County Community Corrections Partnership on any matter not on the agenda but within the jurisdiction of the Partnership. The Partnership or Chair may limit the length of time each individual may have to address the Partnership.

PUBLIC COMMENTS:

PARTNERSHIP COMMENTS:

ADJOURNMENT

NEXT MEETING:

October 26, 2017 Regular Meeting, 2:00 P.M.



Public Safety Realignment in Orange County

2nd Quarter 2017 Report

April – June

Prepared by:

Orange County Community Corrections Partnership



VISION STATEMENT

“Enhancing the quality of life of Orange County residents by promoting public safety, reducing recidivism and creating safer communities.”

MISSION STATEMENT

The **Mission** of the Orange County Community Corrections Partnership is to enhance public safety by holding offenders accountable and reducing recidivism by utilizing fiscally responsible, quantifiable, evidenced based and promising practices that support victims and community restoration.



CRIMINAL JUSTICE REALIGNMENT

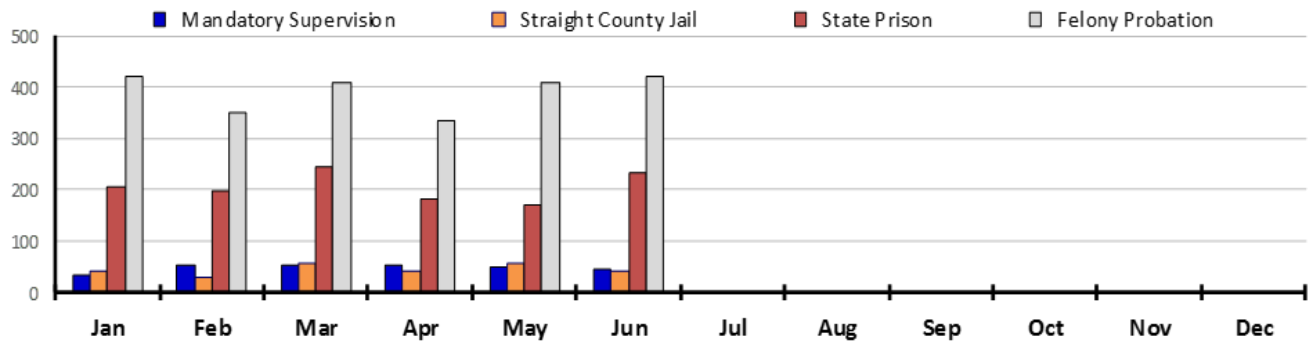
Felony Only

Calendar Year 2017

I. FILINGS

Measure	Monthly Average	CY 2017	Q1			Q2			Q3			Q4		
			Jan	Feb	Mar	Apr	May	Jun	Jul	Aug	Sep	Oct	Nov	Dec
Felony Filings	873	5,238	898	772	885	854	903	926						

II. INITIAL SENTENCING



Sentencing Type	%	Month Avg	CY 2017	Q1			Q2			Q3			Q4		
				Jan	Feb	Mar	Apr	May	Jun	Jul	Aug	Sep	Oct	Nov	Dec
A. Mandatory Supervision ("split") <i>[PC§1170(h)(5)(b)]</i>	7%	47	283	34	51	53	52	47	46						
B. Straight County Jail <i>[PC§1170(h)(5)(a)]</i>	6%	44	266	41	30	55	43	57	40						
C. State Prison <i>(non PC§1170 eligible)</i>	30%	205	1,230	204	197	246	181	169	233						
D. Felony Probation <i>[PC§1203.1]</i>	57%	390	2,341	421	350	408	333	409	420						
E. TOTAL	100%	343	4,120	700	628	762	609	682	739	0	0	0	0	0	0

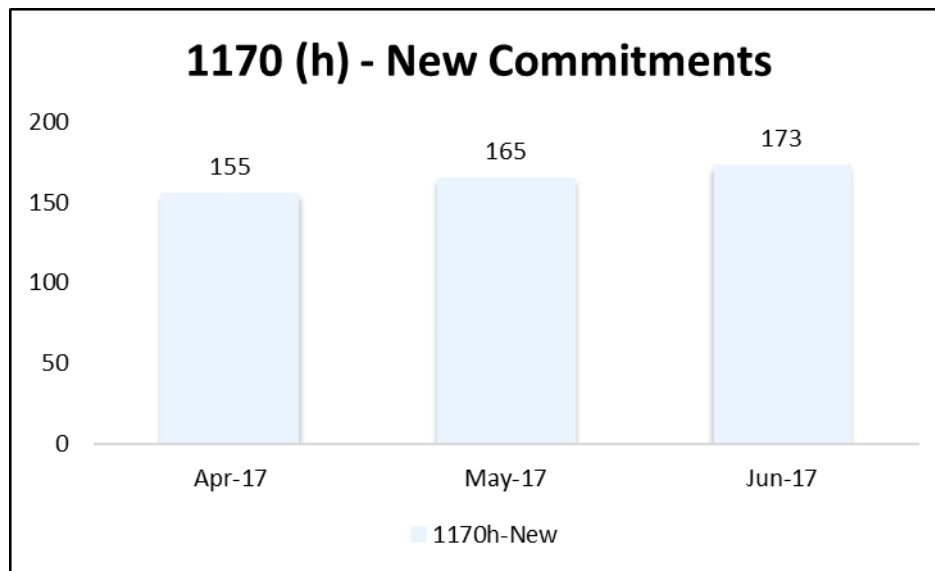
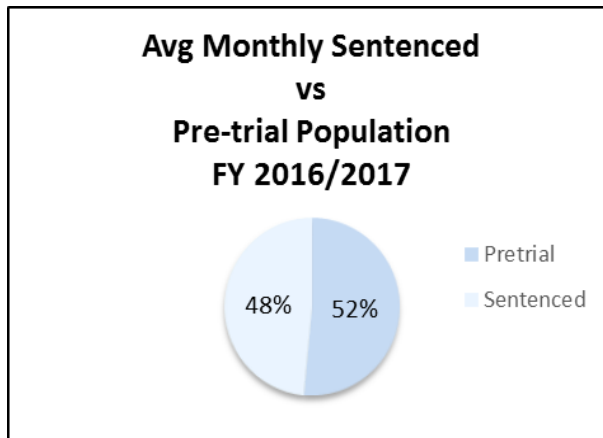
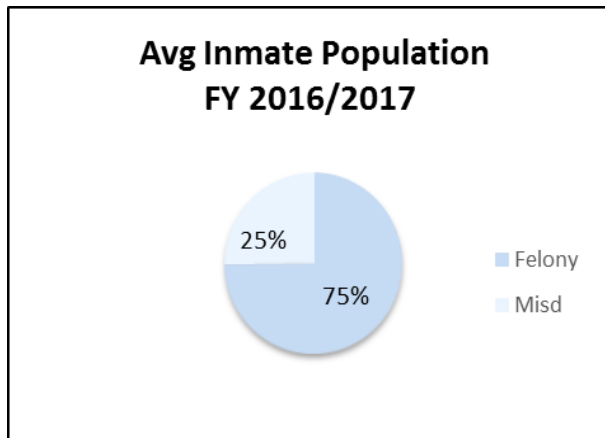
III. PETITIONS /COURT'S MOTIONS TO REVOKE/MODIFY

Petitions / Court's Motions	%	Month Avg	CY 2017	Q1			Q2			Q3			Q4		
				Jan	Feb	Mar	Apr	May	Jun	Jul	Aug	Sep	Oct	Nov	Dec
A. Mandatory Supervision ("split")	5%	41	247	41	37	61	27	38	43						
B. Postrelease Community Supv	16%	134	803	134	115	144	115	143	152						
C. Parole	6%	48	290	36	46	50	42	51	65						
D. Felony Probation	74%	639	3,832	637	564	708	596	674	653						
o Petitions	35%	304	1,825	291	268	326	295	331	314						
o Court's Motion	39%	335	2,007	346	296	382	301	343	339						
E. TOTAL	100%	431	5,172	848	762	963	780	906	913	0	0	0	0	0	0

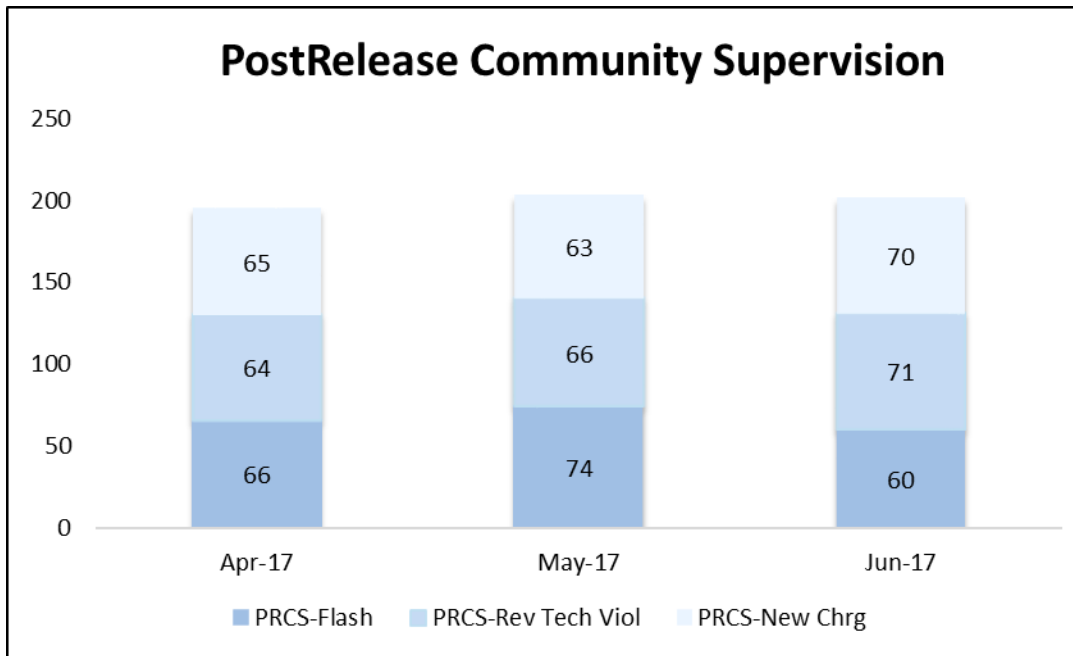
* updated Q1 Feb-Mar Total



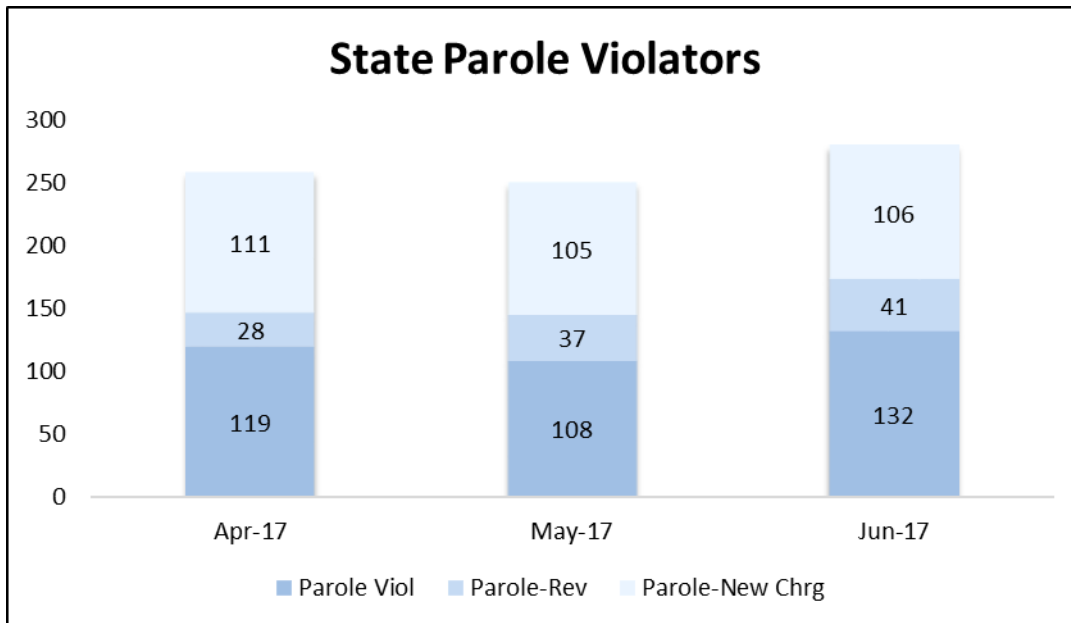
AVG Monthly PRCS Violators Booked	Mental Health Treatment			AVG Monthly Population of PC 1170(h)
111.00 per month	<i>Open Cases</i>	<i>New Cases</i>	<i>Rec. Psy. Drugs</i>	516.00 Serving an average of 199.95 days
Average Length of Stay 74.13	1560	436	797	
	<i>Sick Calls</i>	<i>Dr. Visits</i>	<i>Off Site Dr. Visits</i>	
	8095	7281	220	



- Total number of PC 1170 (h) offenders (non-violent, non-serious, non-sex offenders) sentenced to the Orange County Jails as a new commitment. Includes both straight and split sentences.



- Total number of Post-Release Community Supervision offenders booked on a 1) PC 3454(c) flash incarceration; 2) PC3455(a) – revoked for technical violation; and 3) for new charges.



- Total number of state parole violators booked on a 1) PC3056(a) parole violation only; 2) received jail time as a result of a parole revocation hearing; and 3) any new offense(s) including 1170(h) charges.



In the second quarter, the overall numbers of Postrelease Community Supervision, Mandatory Supervision remained consistent with the numbers from the first quarter of 2017, as did the number of parole cases. The number of contested hearings, however, increased.

The Public Defender's office continues to staff the Realignment client population with three regularly assigned attorneys, two resource service paralegals, an attorney clerk and a staff specialist. In addition, non-dedicated staff assist with investigations and clerical needs. A writs lawyer also dedicates a significant amount of time assisting lawyers in litigating important issues on behalf of Realignment clients.

Below are examples of the work completed by the Realignment team from April through June 2017:

PCS Cases Opened	MS Cases Opened	Parole Cases Opened	Total Court Appearances (includes PCS, MS and Parole)	Contested Hearings
407	185	159	1,410	18

In addition to handling the above matters, the Realignment team of attorneys have been active in filing Proposition 47 petitions to reduce felony convictions to misdemeanors. This quarter, **857** petitions were filed, with significant benefit to the clients.

The Public Defender's office continues to assist in the reduction of recidivism. To this end, two dedicated resource paralegals work closely with clients helping them acclimate in society after release from prison. The Public Defender resource paralegals continue to collaborate with OC Probation, the Division of Adult Parole Operations (DAPO) of the California Department of Corrections and Rehabilitation (CDCR), Sheriff's Department (OCSD), and Health Care Agency (HCA). On a weekly basis, they visit the day reporting centers run by OC Probation and DAPO. In addition, they work with the OCSD on the re-entry program to further assist clients in connecting with services.

Again this quarter, the resource paralegals partnered with "Project Kinship," a non-profit organization helping to ensure Medi-Cal, General Relief, and food stamp benefits for the clients. Project Kinship representatives generally accompany paralegals on visits, and guide clients in submitting Medi-Cal applications, and other forms of assistance. This has helped with the sometimes arduous application process.

Below is a glimpse of the amount of work and types of services provided to parole and PCS clients by the resource staff for the second quarter of 2017:

Client Jail Visits	Client Program Visits	Phone Calls (to/from clients)	Program and service referrals	Obtaining Valid Forms of Identification
43	63	610	92	117



Number of Petitions Filed

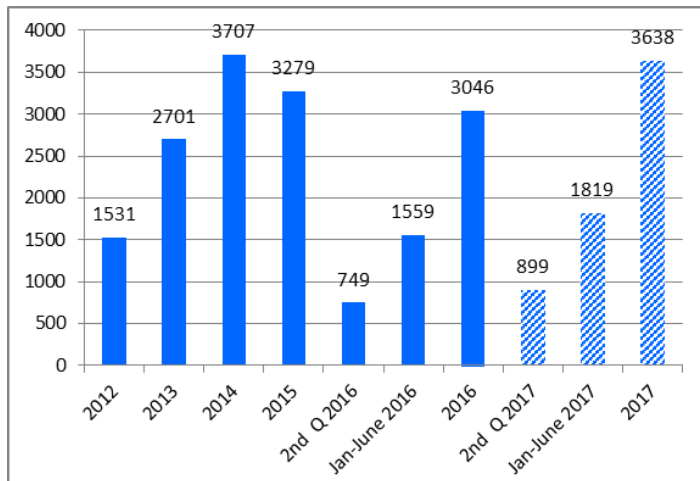
Filings	2nd Q 2017
PCS Petitions Filings (Estimate)	462
Active PCS Defendants	79
Warrant PCS Defendants	289

Filings	2nd Q 2017
MSV Petition Filings	154
Active MSV Defendants	68
Warrant MSV Defendants	276

Filings	2nd Q 2017
Parole Petitions Filings (Estimate)	118
Active Parole Defendants	8
Warrant Parole Defendants	0

Set Court Proceedings

PCS Proceedings



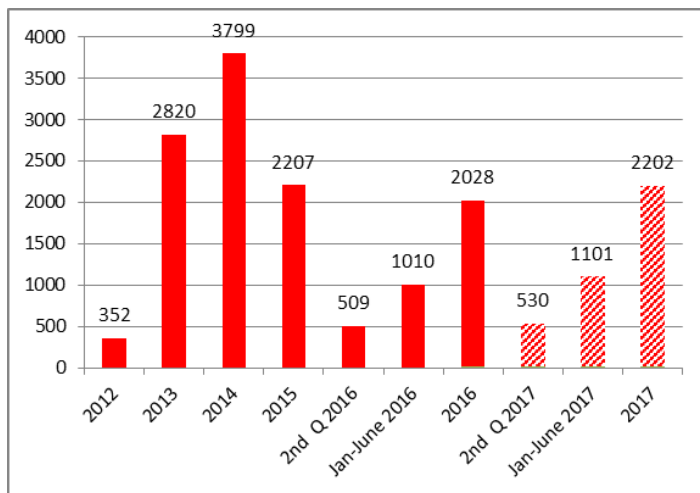
Post Release Community Supervision proceedings were up 20% in the 2nd quarter of 2017 as compared to the same time frame of last year.

Current 2017 statistics for PCS proceedings indicate that the OCDA will appear in 19% more proceedings as 2016 statistics.

Petition Dispositions	2013	2014	2015	2nd Q 2016*	Jan-June 2016*	2016*	2nd Q 2017*	Jan-June 2017*	2017*	Proj Annual % Change
Dismissed	67	129	149	52	96	156	23	80	160	3%
Sustained No Time	149	479	511	172	306	639	167	523	1046	64%
Sustained Serve Specified Time	864	1355	992	291	531	1128	307	930	1860	65%
PRCS Terminated	2	96	173	1	2	4	1	3	6	50%
Total	1082	2059	1825	516	935	1927	498	1536	3072	59%

* Dispositions and Petitions are still being updated.

MSV Proceedings



Mandatory Supervision Violation filings have increased by 4% in the 2nd quarter of 2017 as compared to the same time frame of last year.

Current 2017 statistics for MSV proceedings indicate that the OCDA appeared in 9% more proceedings than in 2016.

It seems we have reached a plateau in relation to filings, proceedings, and dispositions.

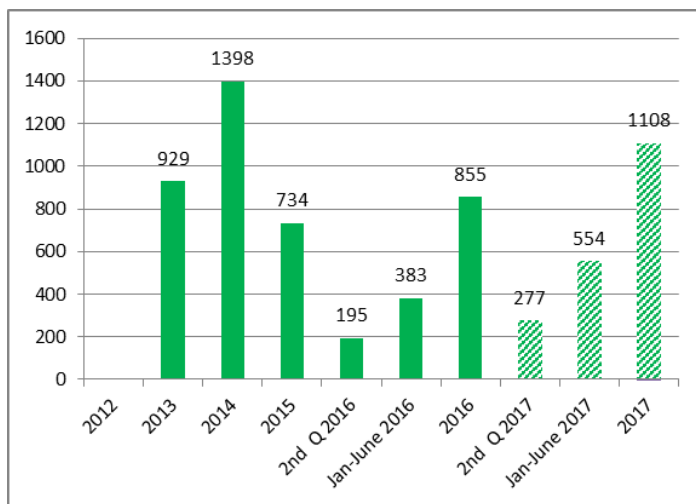


District Attorney Office
Tony Rackaukas, District Attorney



Petition Dispositions	2014*	2015*	2 nd Q 2016*	Jan-June 2016*	2016*	2 nd Q 2017*	Jan-June 2017*	2017*	Jan-June % Change	Proj Annual % Change
Dismissed	56	14	6	11	25	5	11	22	0%	-12%
Sustained No Time	92	37	10	10	35	13	22	44	120%	26%
Sustained Serve Specified Time	666	411	138	246	493	144	264	528	7%	7%
Sustained Returned for Remaining Term	407	186	64	113	202	40	83	166	-27%	-18%
MSV Terminated - Sentence Deemed Complete	88	61	5	12	35	14	33	66	175%	89%
Prop 47 Reduced Cases - MSV Terminated	60	127	4	4	4	1	2	4	-50%	0%
Total	1369	836	227	396	794	217	415	830	5%	5%

Parole Proceedings



AB 109 required the OCDA to handle Parole Violations beginning in July of 2013.

The 2nd quarter of 2017 saw an increase of 42% as compared to that same time frame in 2016.

Current 2017 statistics for Parole Violations indicate that the OCDA will appear in 30% more proceedings than in 2016.

Petition Dispositions	2014*	2015*	1st Q 2016*	Jan-Mar 2016*	2016*	1 st Q 2017*	Jan-Mar 2017*	2017*	Proj Annual % Change
Dismissed	23	26	2	4	25	2	13	26	4%
Sustained No Time	2	4	1	1	1	2	3	6	500%
Sustained Serve Specified Time	741	274	73	136	296	107	200	400	35%
Terminated	3	5	0	0	0	0	0	0	n/a
Total	769	309	76	141	322	111	216	432	34%

Data Sources

The Office of the District Attorney (OCDA) tracks filings for Mandatory Supervision Violations in the DA Complaint Management System (CMS). This includes cases that go to warrant. However, resources are not available to track all filings for Post Release Community or Parole Violations; therefore, these numbers can only be estimated. The OCDA does track all proceedings/hearings scheduled for these AB 109 Violations.

The Central Justice Center handles all the Post Release Community Supervision (PCS) Violations. The PCS proceedings are heard in C58 on Wednesdays. They are also heard in CJ1, when defendant is in custody. There exists a backlog of PCS Violations dating back to 2013. The OCDA continues to develop tracking procedures for PCS Violations. Cases are most often not entered into the OCDA's CMS until a hearing is set. Cases are updated as new hearings are scheduled and dispositions and sentences are being entered into CMS.

Mandatory Supervision Violations (MSV) are heard in all courts. MSV hearings are part of the data exchange with VISION and are included in the automated data exchange between the OCDA and the Courts. Cases are updated as new hearings are scheduled and dispositions and sentences are being entered into CMS.

Parole Violations are heard at the Central Justice Center. They are heard in CJ1 on Thursdays. Cases are only entered into the OCDA's CMS once a hearing is set. Cases are updated as new hearings are scheduled and dispositions and sentences are being entered into CMS. We are aware of a lag in 2016 of entering parole violations. We are working on correcting the issue.

OCDA Representative

Howard Gundy
Head of Court, Central Justice Center
714-834-7613 howard.gundy@ocda.ocgov.com

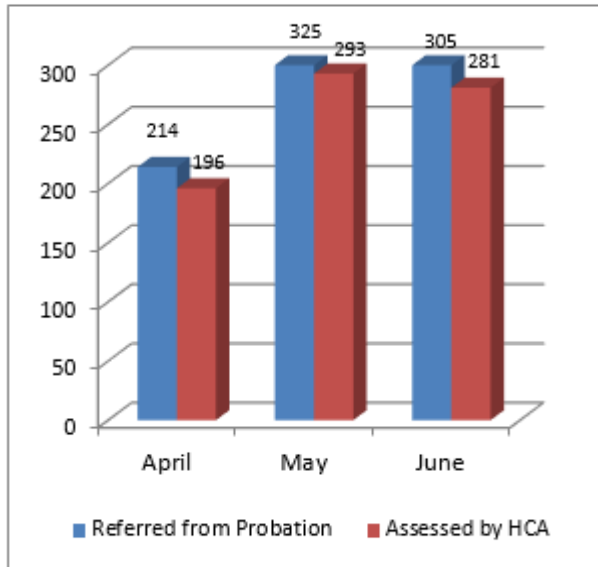
OCDA Data Expert

Katie J.B. Parsons, Ph.D.
Research Manager
714-623-0615 katie.parsons@ocda.ocgov.com

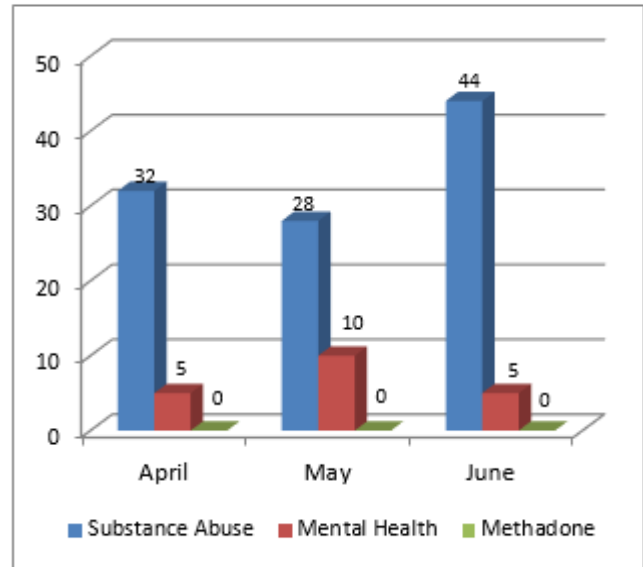


Referrals and Admissions

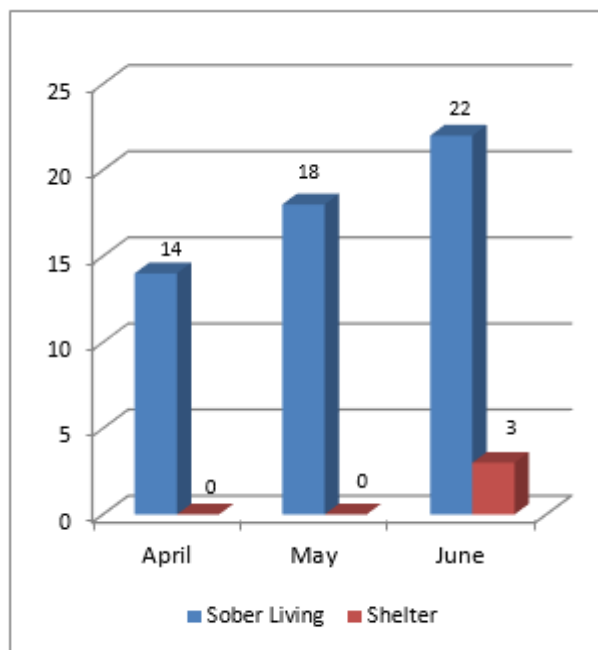
Probation Referrals & HCA Assessments



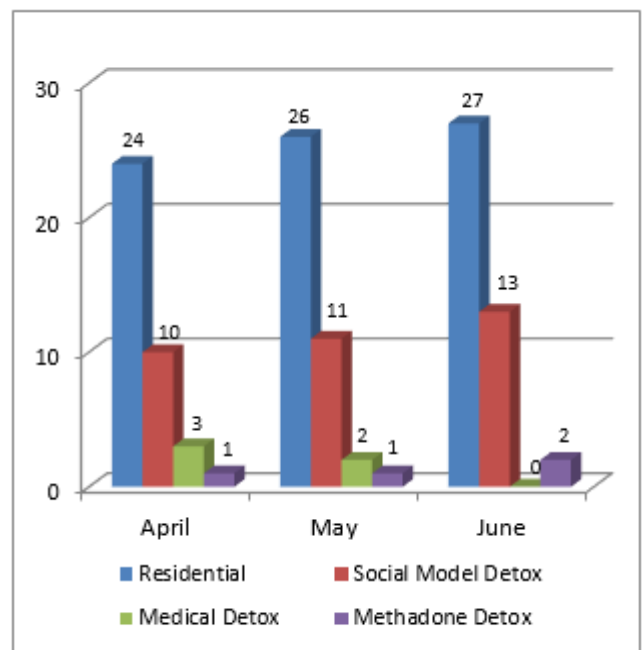
Admitted to Outpatient Treatment



Admitted to Housing



Admitted to Residential Treatment/Detox





Totals of AB 109 Clients referred and/or admitted to HCA Behavioral Health Services from April 2017 – June 2017

Referrals April-June 2017	Total	Admitted to Services April-June 2017	Total
Outpatient SUD Tx	221	Outpatient SUD Tx	104
Residential SUD Tx	84	Residential SUD Tx	77
Outpatient Mental Health Tx	34	Outpatient Mental Health Tx	31
Sober Living	71	Sober Living	54
Social Model Detox	47	Social Model Detox	34
Medical Detox	3	Medical Detox	5
Full Service Partnership (FSP)	9	Full Service Partnership (FSP)	9
Shelter	0	Shelter	0
Methadone Detox	1	Methadone Detox	4
Methadone Maintenance	2	Methadone Maintenance	0
Vivitrol	32	Vivitrol	25
Moral Reconciliation Therapy	2	Moral Reconciliation Therapy	2
Psychiatrist	18	Clients seen by Psychiatrist	15

Behavioral Health Services:

HCA continues to partner with Probation by providing behavioral health assessments, referrals and services. Of the referrals received from probation this quarter, 91% were assessed by HCA’s AB 109 screening team. A total of 770 assessments were conducted this quarter of which 523 referrals were made for services. 358 or 68% of referrals made resulted in admissions. When a participant does not enroll in services probation is notified and the AB 109 behavioral health team works with the probation officer and the client to engage into appropriate services.

Outpatient substance use treatment continues to be the most frequent treatment referral with 42% of referrals made for this service. 11% of the referrals were mental health referrals, 16% were residential substance use treatment, 14% were sober living, 10% were detox, and 7% Medication Assisted Treatment.

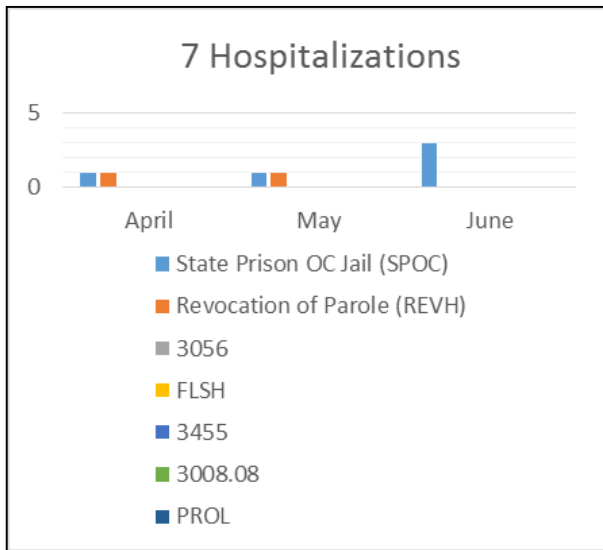
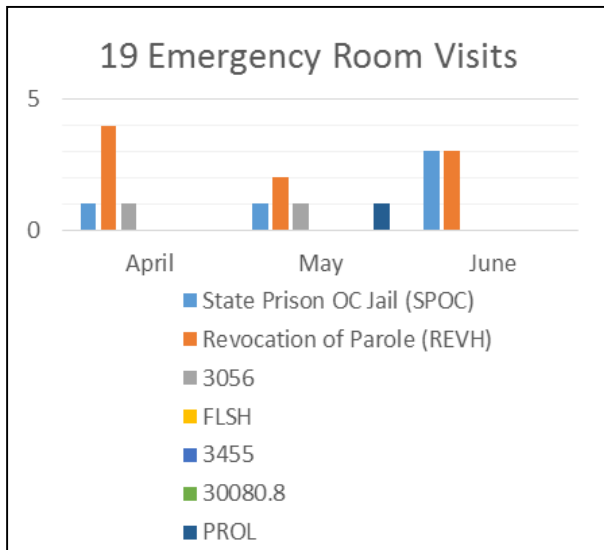
Residential Treatment Services continues to be the only service that is difficult to access. There is approximately a five week wait time for AB 109 clients to enter residential treatment. Clients waiting for residential treatment are offered outpatient services, and a program is structured to meet the client’s treatment needs. If housing is an issue, clients are referred to sober living and are required to actively participate in outpatient services. To ensure a successful transition, clients are also offered Medication Assisted Treatment (MAT). 42% of the sober living referrals made were for short term stays pending residential treatment admission. This method has proven effective as 92% of the referrals made for residential treatment services did result in an admission.



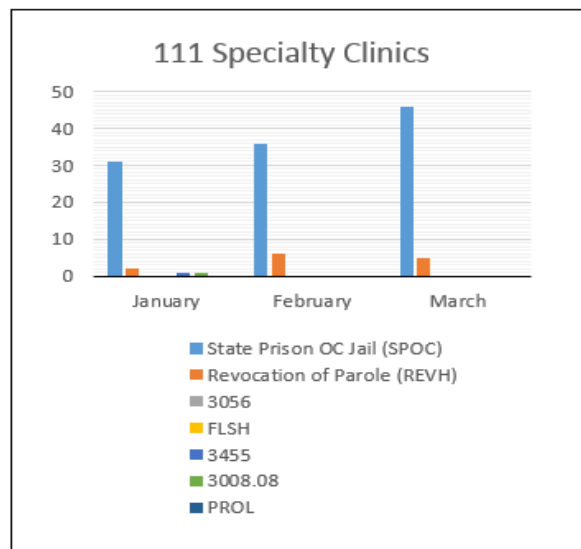
Correctional Health Services:

Partnering with BHS, Correctional Health staff administered Vivitrol to twenty-one (21) inmates prior to their release. Coordinated follow-up is arranged for these individuals to receive additional injections post-release via BHS out-patient services.

Twenty-six (26) AB 109 inmates were either hospitalized or treated in the Emergency Department. This is an increase from the previous quarter reflecting twenty-five (25) inmates.



All primary care physician services are provided within the jail; however, when an AB 109 inmate needs specialty services, they are transported to specialty medical clinics off-site (such as, Cardiology, Nephrology, Oncology, OB, Surgery, etc.). There are currently nearly 26 specialty clinic services available with 111 clinic visits completed during the 2nd quarter of 2017 for AB 109 inmates specifically. This equates to approximately 17% of specialty clinic services business—with only 11% of the total jail population being AB 109 status.





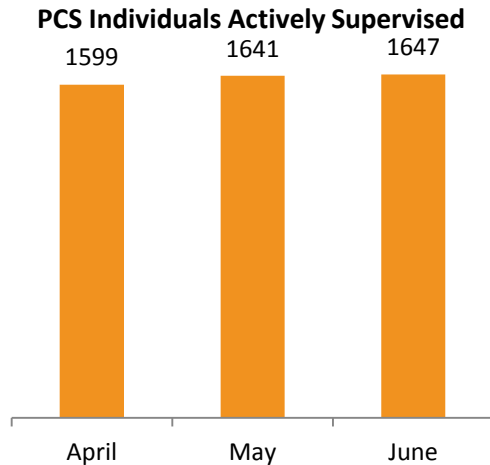
111 Specialty Clinic Appointments						Total Per Clinic
AB109 Type:	3056	3455	3008.08	REXH	SPOC	
Total Number of Appointments		1		27	83	
Cardiology					1	1
Cardiac/Thoracic				1		1
Colorectal Surgeon					1	1
Dermatology					2	2
Dialysis					34	34
Echo				1		1
EGD				1		1
Endocrine					7	7
ENT				1	1	2
General Surgery				3	1	4
Genetic Counseling					3	3
GI					2	2
Hand Specialist				1		1
Mammogram					1	1
MRI				1		1
Nephrology					1	1
NST					1	1
OB/GYN					1	1
Oncology				1	1	2
Ophthalmology		1		6	3	10
Oral Surgery					4	4
Ortho				4	7	11
OT					1	1
Pulmonary				1	1	2
Radiology				4	4	8
Retinal Specialist					1	1
Urology				1	1	2
UTS				1	4	5

In-custody Correctional Health Services triages and screens every AB 109 inmate in the jail to determine their medical and mental health needs and subsequent treatment and medication plan. The volume of patients is reflected in the Sheriff's section of this report, as all in-custody inmates on the Sheriff's census are also managed by in-custody healthcare staff.

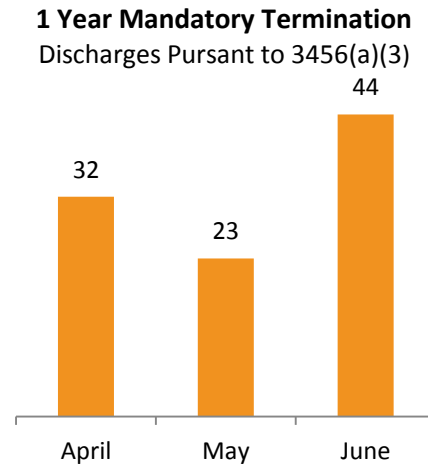


Since the inception of AB109 through June 30, 2017, 6,839 former state prisoners have been supervised by OC Probation.

Postrelease Community Supervision



Excluding warrants and field monitored cases, the average cases per Deputy Probation Officer for June was 52. Compared to the second quarter of 2017, there was a 4% increase in the number of actively supervised individuals in the second quarter of 2017.



PCS individuals without custodial sanctions are mandatorily discharged after one year. During the second quarter of 2017, a total of 99 individuals were released on one year mandatory terminations.

PCS Controlling Offense (All Felonies)	Person	Property	Drug	Weapons	Other
	11%	33%	35%	8%	13%

Local Law Enforcement Collaboration

The OC Probation Department continues to partner with the Orange County Sheriff's Department by providing a dedicated OCPD Deputy Probation Officer for their Special Enforcement Bureau Tactical Apprehension Team (TAT). This team actively pursues fugitives utilizing surveillance and other investigative tools.

During the second quarter, TAT made a total of 28 arrests of individuals released on supervision. The team also completed 144 field searches during their investigations.

Mandatory Supervision

Individuals with MS Convictions from October 1, 2011 through June 30, 2017 = 3,347

Mandatory Supervision (MS) individuals are offenders sentenced under PC § 1170(h) who receive jail time followed by supervision. During the second quarter of 2017, 104 individuals were sentenced to MS. As of June 2017, OC Probation supervises a total of 878 individuals, 512 are actively supervised while 366 individuals are on active warrant. In addition, 156 individuals were sentenced but are still in Orange County Jails – once released, they will be supervised by OC Probation.



Characteristics of 1,647 PCS Individuals	PCS Gender
88% are assessed as high risk to reoffend.	92% Males
95% have been supervised by Probation in the past.	
95% have had one or more prior Probation violations.	8% Females
86% had two or more prior Felony convictions.	

Community Supervision by AB109 Officers	
4,665 office visits were conducted with PCS and MS individuals	60 newly enrolled offenders on GPS
DPOs completed 1,068 home visits during the second quarter of 2017	
725 resource referrals were made to community-based services, such as, employment, housing, education, and health care based upon needs assessment	2,144 search and seizures were performed
DPOs made 168 arrests	

Day Reporting Center (DRC)

159 Program Referrals*		103 Program Entries*		95 Program Discharges	
Referral Reason (%)		Risk Level at Entry (%)		Phase at Exit 1-3 (%)	
Benefit to Participant	45%	High	73%	1	72%
Sanction	16%	Medium	20%	2	10%
Both	8%	Low	0%	3	18%
Unknown	31%	Not Assessed	7%	Intake/Orientation	0%

*Includes Probationers as of 6/1/2015

Type of Discharges

During this quarter, 95 individuals exited from the DRC. Of the 27 satisfactory discharges, 16 completed all three phases, 6 obtained full-time employment, and 5 reached their mandatory discharge date. Fifty-nine exited unsatisfactorily due to non-compliant behavior – i.e. non-attendance, absconded supervision, tested dirty, received custodial sanctions, committed law and other violations. Finally, 9 individuals exited no-fault, the majority of whom were referred to other treatment (residential drug treatment; medical/mental health treatment) services more suited to their needs.

