

SUMMARY ACTION MINUTES

REGULAR MEETING ORANGE COUNTY COMMUNITY CORRECTIONS PARTNERSHIP

Thursday, June 22, 2017, 2:00 P.M.



PROBATION DEPARTMENT
Training Room 5
1001 S. Grand Ave.
Santa Ana, California

STEVE SENTMAN, Chair
Chief Probation Officer

MARY HALE
Health Care Agency

SHARON PETROSINO
Public Defender

TODD ELGIN
Chief of Police, Garden Grove

SANDRA HUTCHENS
Sheriff-Coroner

TONY RACKAUCKAS
District Attorney

ATTENDANCE: Members Elgin, Sentman, Davis (Alternate for Petrosino), Gundy (Alternate for Rackauckas), Pearson (Alternate for Hale) and Peterson (Alternate for Hutchens)

EXCUSED: Hale, Hutchens, Petrosino and Rackauckas

COUNTY COUNSEL: Wendy Phillips & Liz Pejeau, Deputy County Counsels

CLERK OF THE PARTNERSHIP: Jamie Ross & Dora Guillen, Deputy Clerks

SUMMARY ACTION MINUTES

ADMINISTRATIVE MATTERS: (Items 1 - 2)

1. Welcome and Introductions
2. Realignment Updates:
 - CCP Coordinator
 - Probation
 - Sheriff
 - District Attorney
 - Public Defender
 - Courts
 - Health Care/Mental Health
 - Local Law Enforcement
 - Board of Supervisors
 - Social Services
 - OC Community Resources
 - OC Department of Education
 - Community-Based Organization (Representative)
 - CSP (Victims Representative)

P.O. **DISCUSSED; CHAIR REQUESTED PERCENTAGE OF THOSE WHO DO NOT COMPLETE THE DAY REPORTING CENTER PROGRAM DUE TO A NEW LAW VIOLATION**

PUBLIC & PARTNERSHIP COMMENTS:

PUBLIC COMMENTS: None

PARTNERSHIP COMMENTS:

Chair Sentman – Oral Re.: Canceled 7/27/17 and 8/24/17, Regular Meetings.

ADJOURNED: 3:03 P.M.

SUMMARY ACTION MINUTES

*** KEY ***

Left Margin Notes

1 Todd Elgin	A = Abstained
2 Mary Hale	X = Excused
3 Sandra Hutchens	N = No
4 Sharon Petrosino	P.O. = Partnership Order
5 Tony Rackauckas	
6 Steve Sentman	
7 Frank Davis (Alternate)	
8 Howard Gundy (Alternate)	
9 Kim Pearson (Alternate)	
9 Bob Peterson (Alternate)	

(1st number = Moved by; 2nd number = Seconded by)

/s/ _____
STEVE SENTMAN
Chair

/s/ _____
Jamie Ross, Deputy
Clerk of the Partnership



AB109 Realignment Monthly Stats April 2017

Postrelease Community Supervision (PCS)

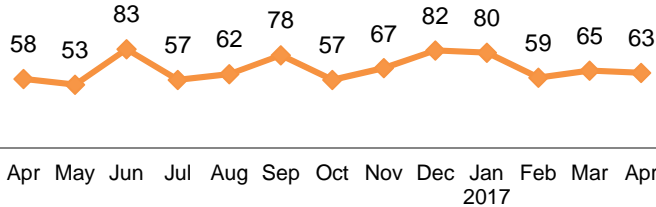
Releases from Prison*

from 10/1/11 - 4/30/17 = 6,723

2017 YTD = 267

2017 Monthly Avg = 67

2016 Monthly Avg = 65



Currently Supervised:

Actively Supervised	1599
On Active Warrant (includes 346 ICE warrants)	753
Total	2352

Completions:

1 Yr Mandatory Termination	2539
Other Discharges/Transfers	1832
Total	4371

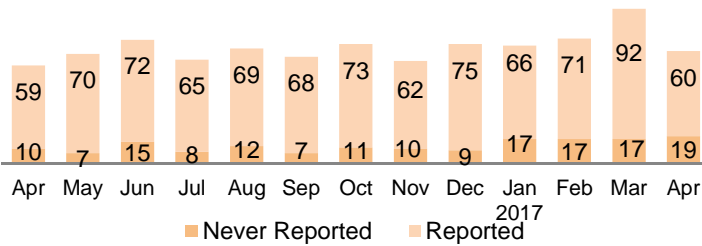
*Based on CDCR's projected release dates and are subject to change. Numbers reflect the most current release date information.

Warrants

2017 YTD = 359

2017 Monthly Avg = 90

37.86% of individuals had at least one warrant issued since 10/1/2011.

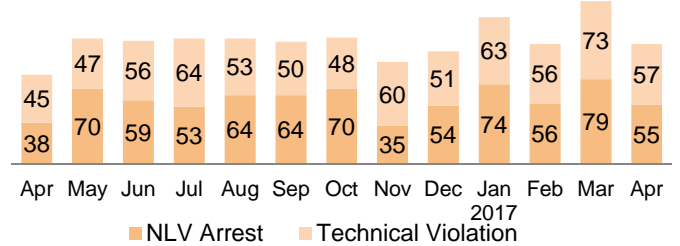


Revocations

2017 YTD = 513

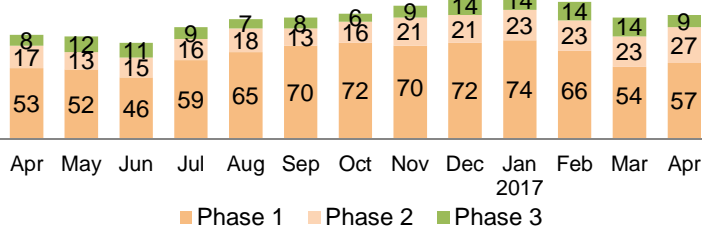
2017 Monthly Avg = 128

40.70% of individuals had at least one revocation issued since 10/1/2011.



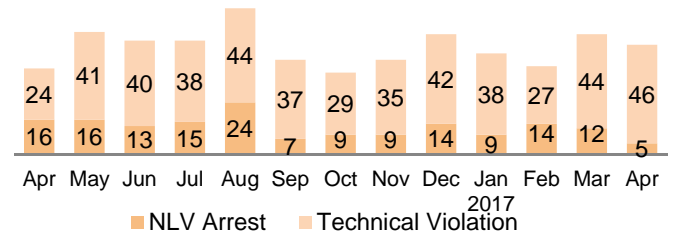
Day Reporting Center Participants

2017 Monthly Avg = 100
(AB109 = 27, GenSup = 73)



Flash Incarcerations

2017 Monthly Avg = 49
2016 Monthly Avg = 50



Mandatory Supervision (MS)

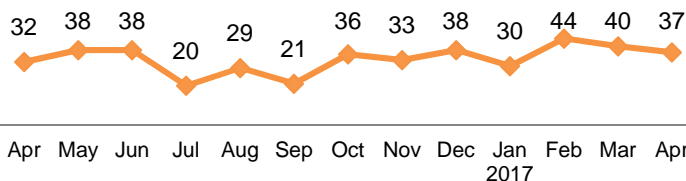
Individuals with MS Convictions

from 10/1/11 - 4/30/17 = 3,292

2017 YTD = 151

2017 Monthly Avg = 38

2016 Monthly Avg = 36



Currently Supervised:

Actively Supervised (Released from Jail)	488
On Active Warrant as of April 30, 2017	345
Total	833

Awaiting Supervision:

Sentenced (still in custody)	162
------------------------------	-----

Completions:

MS Case Terminated/Expired/Other	2297
----------------------------------	------



Postrelease Community Supervision Monthly Stats April 2017

PCS Releases from Prison

City of Residence (*)	April 2017		On Active Supervision as of April 30, 2017 (**)	
	Total n	% of Total	Total n	% of Total
LA COUNTY	2	3%	41	3%
RIVERSIDE COUNTY	2	3%	23	1%
SAN BERNARDINO COUNTY	1	2%	10	1%
SAN DIEGO/IMPERIAL COUNTY	0	0%	4	0%
OCS CONTRACT CITIES	5	8%	128	8%
OTHER CA COUNTIES	1	2%	6	0%
OUT OF STATE	0	0%	4	0%
OUT OF COUNTRY	0	0%	0	0%
ANAHEIM	14	22%	262	16%
BREA	1	2%	7	0%
BUENA PARK	1	2%	26	2%
COSTA MESA	0	0%	47	3%
CYPRESS	0	0%	15	1%
FOUNTAIN VALLEY	1	2%	15	1%
FULLERTON	4	6%	78	5%
GARDEN GROVE	3	5%	94	6%
HUNTINGTON BEACH	3	5%	67	4%
IRVINE	1	2%	16	1%
LA HABRA	2	3%	21	1%
LA PALMA	0	0%	0	0%
LAGUNA BEACH	1	2%	4	0%
SANTA ANA	12	19%	336	21%
PLACENTIA	1	2%	19	1%
LOS ALAMITOS	0	0%	3	0%
SEAL BEACH	0	0%	3	0%
TUSTIN	0	0%	17	1%
NEWPORT BEACH	1	2%	12	1%
ORANGE	2	3%	49	3%
UNKNOWN	3	5%	239	15%
WESTMINSTER	2	3%	53	3%
TOTAL	63	100%	1599	100%

Data has been adjusted to include subsequent grants of supervision.

(*) The City of Residence is based on the offender's address in probation records as of the monthly report production.

(**) Active Supervision includes PCS individuals released from prison and on active supervision by the Probation Department.

It includes individuals in the community and those currently serving local custody for a flash incarceration or revocation.

The total excludes PCS individuals on active warrant status, discharged, transferred to other counties, or terminated for other reasons.



AB109 Realignment Monthly Stats May 2017

Postrelease Community Supervision (PCS)

Releases from Prison*

from 10/1/11 - 5/31/17 = 6,791

2017 YTD = 326

2017 Monthly Avg = 65

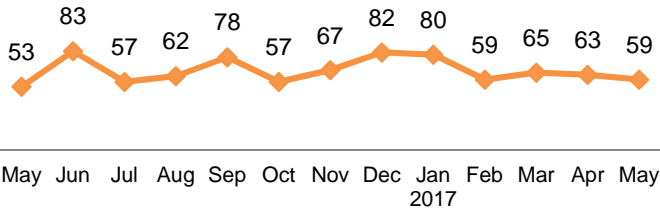
2016 Monthly Avg = 65

Currently Supervised:

Actively Supervised	1641
On Active Warrant (includes 347 ICE warrants)	740
Total	2381

Completions:

1 Yr Mandatory Termination	2563
Other Discharges/Transfers	1847
Total	4410



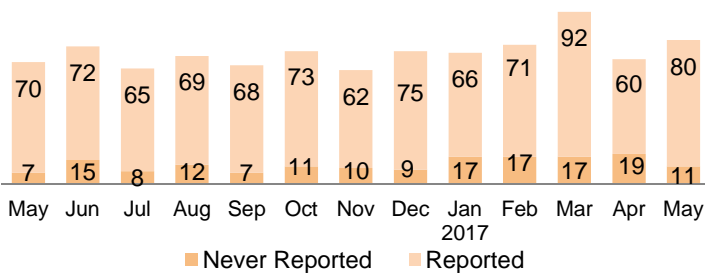
*Based on CDCR's projected release dates and are subject to change. Numbers reflect the most current release date information.

Warrants

2017 YTD = 450

2017 Monthly Avg = 90

37.48% of individuals had at least one warrant issued since 10/1/2011.

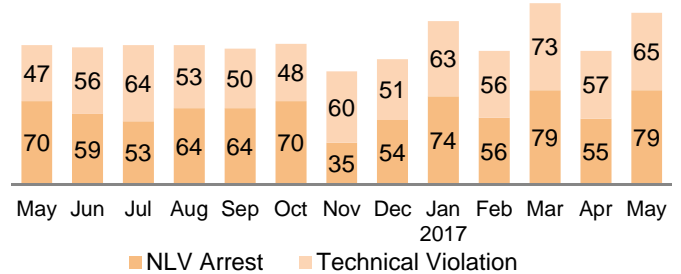


Revocations

2017 YTD = 657

2017 Monthly Avg = 131

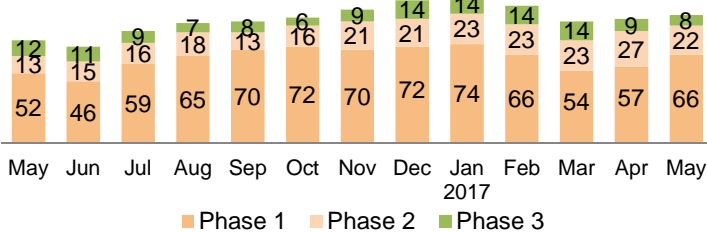
40.29% of individuals had at least one revocation issued since 10/1/2011.



Day Reporting Center Participants

2017 Monthly Avg = 99

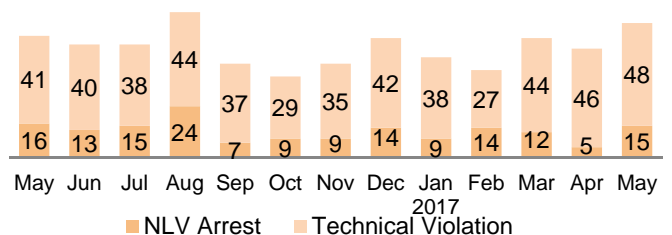
(AB109 = 26, GenSup = 73)



Flash Incarcerations

2017 Monthly Avg = 52

2016 Monthly Avg = 50



Mandatory Supervision (MS)

Individuals with MS Convictions

from 10/1/11 - 5/31/17 = 3,323

2017 YTD = 192

2017 Monthly Avg = 38

2016 Monthly Avg = 36

Currently Supervised:

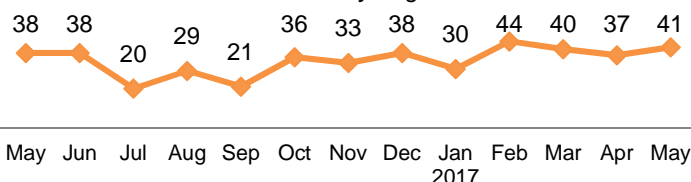
Actively Supervised (Released from Jail)	502
On Active Warrant as of May 31, 2017	358
Total	860

Awaiting Supervision:

Sentenced (still in custody)	141
------------------------------	-----

Completions:

MS Case Terminated/Expired/Other	2322
----------------------------------	------





Postrelease Community Supervision Monthly Stats May 2017

PCS Releases from Prison

City of Residence (*)	May 2017		On Active Supervision as of May 31, 2017 (**)	
	Total n	% of Total	Total n	% of Total
LA COUNTY	3	5%	37	2%
RIVERSIDE COUNTY	0	0%	20	1%
SAN BERNARDINO COUNTY	0	0%	8	0%
SAN DIEGO/IMPERIAL COUNTY	0	0%	2	0%
OCS CONTRACT CITIES	3	5%	133	8%
OTHER CA COUNTIES	2	3%	7	0%
OUT OF STATE	0	0%	4	0%
OUT OF COUNTRY	0	0%	0	0%
ANAHEIM	10	17%	257	16%
BREA	1	2%	10	1%
BUENA PARK	2	3%	23	1%
COSTA MESA	2	3%	43	3%
CYPRESS	0	0%	15	1%
FOUNTAIN VALLEY	0	0%	15	1%
FULLERTON	1	2%	80	5%
GARDEN GROVE	9	15%	109	7%
HUNTINGTON BEACH	2	3%	71	4%
IRVINE	0	0%	17	1%
LA HABRA	3	5%	22	1%
LA PALMA	0	0%	0	0%
LAGUNA BEACH	0	0%	2	0%
SANTA ANA	14	24%	348	21%
PLACENTIA	0	0%	16	1%
LOS ALAMITOS	0	0%	3	0%
SEAL BEACH	0	0%	3	0%
TUSTIN	1	2%	21	1%
NEWPORT BEACH	0	0%	10	1%
ORANGE	1	2%	40	2%
UNKNOWN	4	7%	273	17%
WESTMINSTER	1	2%	52	3%
TOTAL	59	100%	1641	100%

Data has been adjusted to include subsequent grants of supervision.

(*) The City of Residence is based on the offender's address in probation records as of the monthly report production.

(**) Active Supervision includes PCS individuals released from prison and on active supervision by the Probation Department.

It includes individuals in the community and those currently serving local custody for a flash incarceration or revocation.

The total excludes PCS individuals on active warrant status, discharged, transferred to other counties, or terminated for other reasons.