

SUMMARY ACTION MINUTES

REGULAR MEETING ORANGE COUNTY COMMUNITY CORRECTIONS PARTNERSHIP

Thursday, April 27, 2017, 2:00 P.M.



PROBATION DEPARTMENT
Training Room 5
1001 S. Grand Ave.
Santa Ana, California

STEVE SENTMAN, Chair
Chief Probation Officer

MARY HALE
Health Care Agency

SHARON PETROSINO
Public Defender

TODD ELGIN
Chief of Police, Garden Grove

SANDRA HUTCHENS
Sheriff-Coroner

TONY RACKAUCKAS
District Attorney

ATTENDANCE: Members Elgin, Hale, Hutchens, Petrosino, Sentman and Gundy (Alternate for Rackauckas)

EXCUSED: Member Rackauckas

COUNTY COUNSEL: Wendy Phillips, Deputy

CLERK OF THE PARTNERSHIP: Jamie Ross & Dora Guillen, Deputy Clerks

ADMINISTRATIVE MATTERS: (Items 1 - 2)

1. Welcome and Introductions
PRESENTED

SUMMARY ACTION MINUTES

2. Realignment Updates:

- CCP Coordinator
- Probation
- Sheriff
- District Attorney
- Public Defender
- Courts
- Health Care/Mental Health
- Local Law Enforcement
- Board of Supervisors
- Social Services
- OC Community Resources
- OC Department of Education
- Community-Based Organization (Representative)
- CSP (Victims Representative)

DISCUSSED

PUBLIC & PARTNERSHIP COMMENTS:

PUBLIC COMMENTS:

Carole Urie, Returning Home Foundation – Oral Re.: Update on SB 695 which is now SB 421.

PARTNERSHIP COMMENTS:

Member Hale – Oral Re.: May is Mental Health Awareness Month.

Chair Sentman – Oral Re.: Canceling the May 25, 2017, Regular Meeting.

ADJOURNED: 2:42 P.M.

SUMMARY ACTION MINUTES

*** KEY ***

Left Margin Notes

1 Todd Elgin	A = Abstained
2 Mary Hale	X = Excused
3 Sandra Hutchens	N = No
4 Sharon Petrosino	P.O. = Partnership Order
5 Tony Rackauckas	
6 Steve Sentman	
7 Howard Gundy (Alternate)	

(1st number = Moved by; 2nd number = Seconded by)

/s/ _____
STEVE SENTMAN
Chair

/s/ _____
Jamie Ross, Deputy
Clerk of the Partnership



AB109 Realignment Monthly Stats March 2017

Postrelease Community Supervision (PCS)

Releases from Prison*

from 10/1/11 - 3/31/17 = 6,653

2017 YTD = 204

2017 Monthly Avg = 68

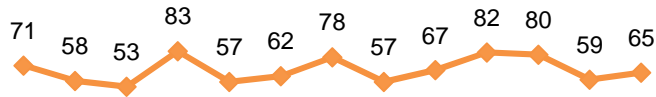
2016 Monthly Avg = 65

Currently Supervised:

Actively Supervised	1578
On Active Warrant (includes 343 ICE warrants)	750
Total	2328

Completions:

1 Yr Mandatory Termination	2505
Other Discharges/Transfers	1820
Total	4325



Mar Apr May Jun Jul Aug Sep Oct Nov Dec Jan Feb Mar
2016 2017

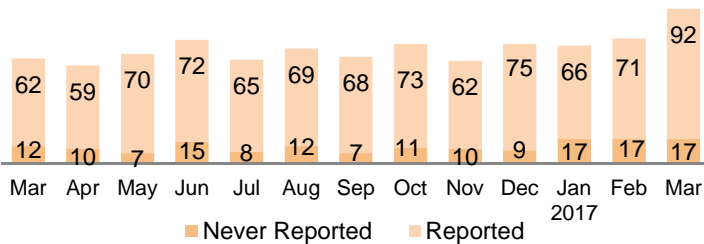
*Based on CDCR's projected release dates and are subject to change. Numbers reflect the most current release date information.

Warrants

2017 YTD = 280

2017 Monthly Avg = 93

36.90% of individuals had at least one warrant issued since 10/1/2011.

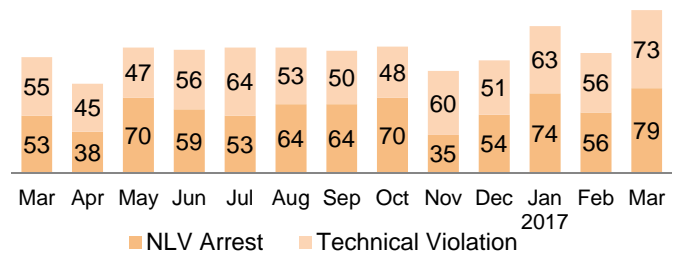


Revocations

2017 YTD = 401

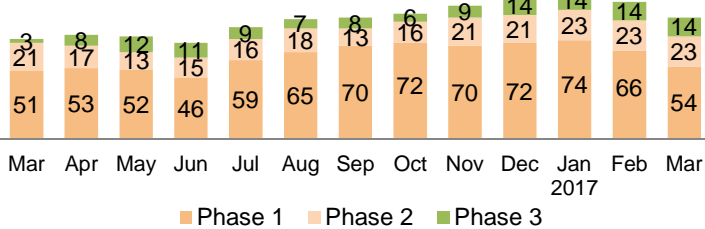
2017 Monthly Avg = 134

39.62% of individuals had at least one revocation issued since 10/1/2011.



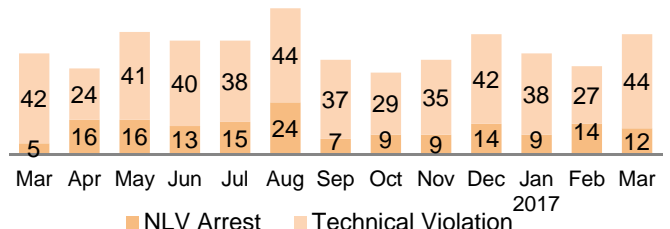
Day Reporting Center Participants

2017 Monthly Avg = 102
(AB109 = 30, GenSup = 72)



Flash Incarcerations

2017 Monthly Avg = 48
2016 Monthly Avg = 50



Mandatory Supervision (MS)

Individuals with MS Convictions

from 10/1/11 - 3/31/17 = 3,265

2017 YTD = 114

2017 Monthly Avg = 38

2016 Monthly Avg = 36

Currently Supervised:

Actively Supervised (Released from Jail)	479
On Active Warrant as of March 31, 2017	347
Total	826

Awaiting Supervision:

Sentenced (still in custody)	165
------------------------------	-----

Completions:

MS Case Terminated/Expired/Other	2274
----------------------------------	------



Mar Apr May Jun Jul Aug Sep Oct Nov Dec Jan Feb Mar
2016 2017



Postrelease Community Supervision Monthly Stats March 2017

PCS Releases from Prison

City of Residence (*)	March 2017		On Active Supervision as of March 31, 2017 (**)	
	Total n	% of Total	Total n	% of Total
LA COUNTY	3	5%	42	3%
RIVERSIDE COUNTY	0	0%	24	2%
SAN BERNARDINO COUNTY	1	2%	8	1%
SAN DIEGO/IMPERIAL COUNTY	0	0%	7	0%
OCSD CONTRACT CITIES	9	14%	127	8%
OTHER CA COUNTIES	1	2%	6	0%
OUT OF STATE	0	0%	4	0%
OUT OF COUNTRY	0	0%	0	0%
ANAHEIM	8	12%	249	16%
BREA	0	0%	9	1%
BUENA PARK	0	0%	27	2%
COSTA MESA	3	5%	46	3%
CYPRESS	0	0%	16	1%
FOUNTAIN VALLEY	0	0%	11	1%
FULLERTON	2	3%	71	4%
GARDEN GROVE	2	3%	92	6%
HUNTINGTON BEACH	7	11%	73	5%
IRVINE	0	0%	15	1%
LA HABRA	0	0%	19	1%
LA PALMA	0	0%	0	0%
LAGUNA BEACH	0	0%	3	0%
SANTA ANA	15	23%	336	21%
PLACENTIA	2	3%	19	1%
LOS ALAMITOS	0	0%	5	0%
SEAL BEACH	0	0%	2	0%
TUSTIN	1	2%	21	1%
NEWPORT BEACH	1	2%	12	1%
ORANGE	4	6%	43	3%
UNKNOWN	6	9%	242	15%
WESTMINSTER	0	0%	49	3%
TOTAL	65	100%	1578	100%

Data has been adjusted to include subsequent grants of supervision.

(*) The City of Residence is based on the offender's address in probation records as of the monthly report production.

(**) Active Supervision includes PCS individuals released from prison and on active supervision by the Probation Department.

It includes individuals in the community and those currently serving local custody for a flash incarceration or revocation.

The total excludes PCS individuals on active warrant status, discharged, transferred to other counties, or terminated for other reasons.



Orange County Re-Entry Partnership
Helping you help yourself to a better tomorrow



Orange County's 3rd Annual Re-Entry Resource Fair



Community Resources, Education Opportunities, Employers & More!!
Participants are eligible for an opportunity drawing!

All Formerly Incarcerated and Their Families are Welcome
(Please NO Children)

Tuesday June 13, 2017
11am-2pm



Honda Center
(Front Portico)
2695 E Katella Ave
Anaheim, CA 92806



For more information or to participate as a vendor, please contact:
OCREP at (657) 859-9444 or info@ocreentry.com

OCREP is a fiscally sponsored project of OneOC, a 501(c)(3) nonprofit organization