



## AB109 Realignment Monthly Stats March 2017

### Postrelease Community Supervision (PCS)

#### Releases from Prison\*

from 10/1/11 - 3/31/17 = 6,653

2017 YTD = 204

2017 Monthly Avg = 68

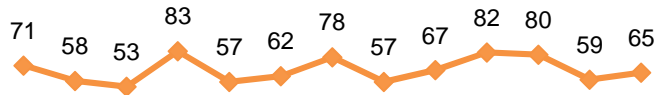
2016 Monthly Avg = 65

#### Currently Supervised:

Actively Supervised	1578
On Active Warrant (includes 343 ICE warrants)	750
<b>Total</b>	<b>2328</b>

#### Completions:

1 Yr Mandatory Termination	2505
Other Discharges/Transfers	1820
<b>Total</b>	<b>4325</b>



Mar 2016 Apr May Jun Jul Aug Sep Oct Nov Dec 2016 Jan Feb Mar 2017

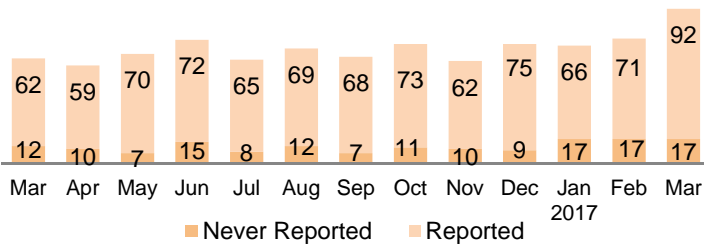
\*Based on CDCR's projected release dates and are subject to change. Numbers reflect the most current release date information.

### Warrants

2017 YTD = 280

2017 Monthly Avg = 93

36.90% of individuals had at least one warrant issued since 10/1/2011.

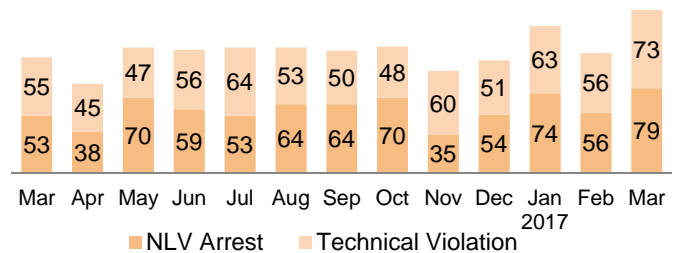


### Revocations

2017 YTD = 401

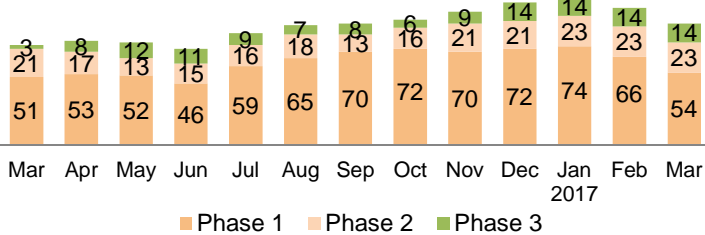
2017 Monthly Avg = 134

39.62% of individuals had at least one revocation issued since 10/1/2011.



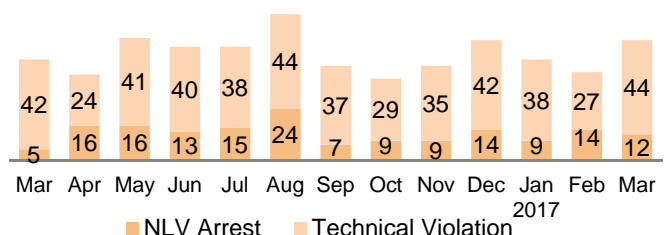
### Day Reporting Center Participants

2017 Monthly Avg = 102  
(AB109 = 30, GenSup = 72)



### Flash Incarcerations

2017 Monthly Avg = 48  
2016 Monthly Avg = 50



### Mandatory Supervision (MS)

#### Individuals with MS Convictions

from 10/1/11 - 3/31/17 = 3,265

2017 YTD = 114

2017 Monthly Avg = 38

2016 Monthly Avg = 36

#### Currently Supervised:

Actively Supervised (Released from Jail)	479
On Active Warrant as of March 31, 2017	347
<b>Total</b>	<b>826</b>

#### Awaiting Supervision:

Sentenced (still in custody)	165
------------------------------	-----

#### Completions:

MS Case Terminated/Expired/Other	2274
----------------------------------	------



Mar 2016 Apr May Jun Jul Aug Sep Oct Nov Dec 2016 Jan Feb Mar 2017