



AB109 Realignment Monthly Stats February 2017

Postrelease Community Supervision (PCS)

Releases from Prison*

from 10/1/11 - 2/28/17 = 6,587

2017 YTD = 139

2017 Monthly Avg = 70

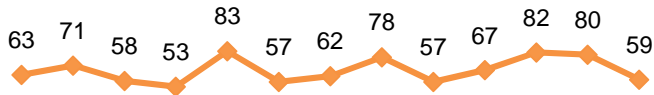
2016 Monthly Avg = 65

Currently Supervised:

| | |
|---|-------------|
| Actively Supervised | 1564 |
| On Active Warrant (includes 339 ICE warrants) | 736 |
| Total | 2300 |

Completions:

| | |
|----------------------------|-------------|
| 1 Yr Mandatory Termination | 2469 |
| Other Discharges/Transfers | 1818 |
| Total | 4287 |



Feb 2016 Mar Apr May Jun Jul Aug Sep Oct Nov Dec Jan Feb 2017

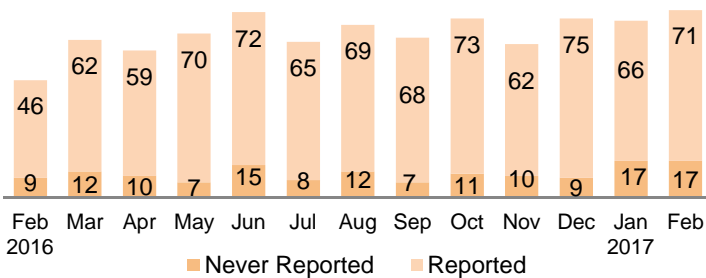
*Based on CDCR's projected release dates and are subject to change. Numbers reflect the most current release date information.

Warrants

2017 YTD = 171

2017 Monthly Avg = 86

37.27% of individuals had at least one warrant issued since 10/1/2011.

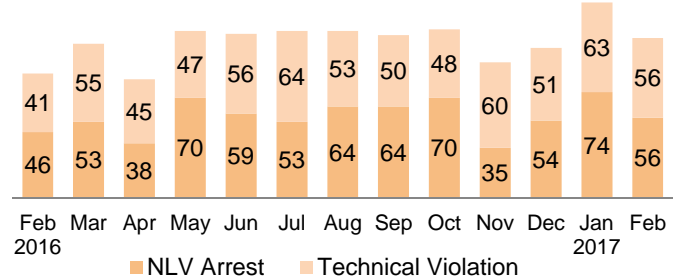


Revocations

2017 YTD = 249

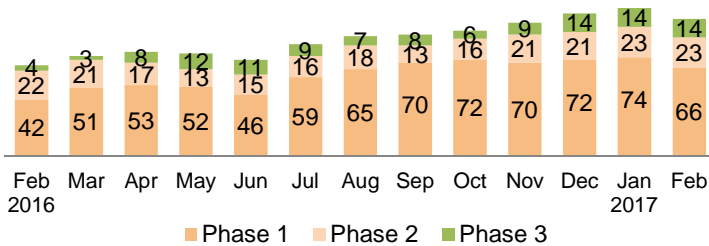
2017 Monthly Avg = 125

40.02% of individuals had at least one revocation issued since 10/1/2011.



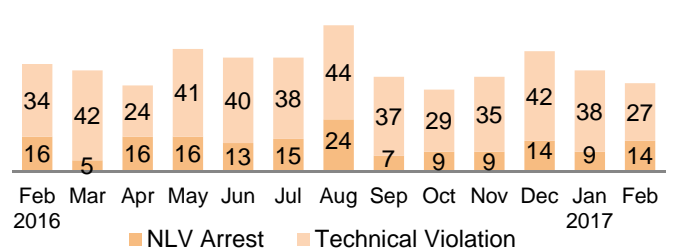
Day Reporting Center Participants

2017 Monthly Avg = 107
(AB109 = 33, GenSup = 74)



Flash Incarcerations

2017 Monthly Avg = 44
2016 Monthly Avg = 50



Mandatory Supervision (MS)

Individuals with MS Convictions

from 10/1/11 - 2/28/17 = 3,236

2017 YTD = 74

2017 Monthly Avg = 37

2016 Monthly Avg = 36

Currently Supervised:


| | |
|---|------------|
| Actively Supervised (Released from Jail) | 466 |
| On Active Warrant as of February 28, 2017 | 341 |
| Total | 807 |

Awaiting Supervision:

| | |
|------------------------------|-----|
| Sentenced (still in custody) | 146 |
|------------------------------|-----|

Completions:

| | |
|----------------------------------|------|
| MS Case Terminated/Expired/Other | 2283 |
|----------------------------------|------|



Feb 2016 Mar Apr May Jun Jul Aug Sep Oct Nov Dec Jan Feb 2017