



AB109 Realignment Monthly Stats July 2016

Postrelease Community Supervision (PCS)

Releases from Prison*

from 10/1/11 - 7/31/16 = 6,055

2016 YTD = 432

2016 Monthly Avg = 62

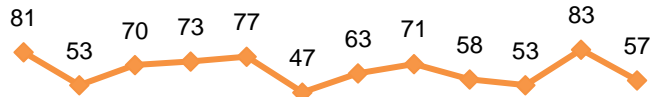
2015 Monthly Avg = 70

Currently Supervised:

Actively Supervised	1436
On Active Warrant (includes 320 ICE warrants)	640
Total	2076

Completions:

1 Yr Mandatory Termination	2235
Other Discharges/Transfers	1744
Total	3979



Aug 2015 Sep Oct Nov Dec 2015 Jan 2016 Feb Mar Apr May Jun Jul

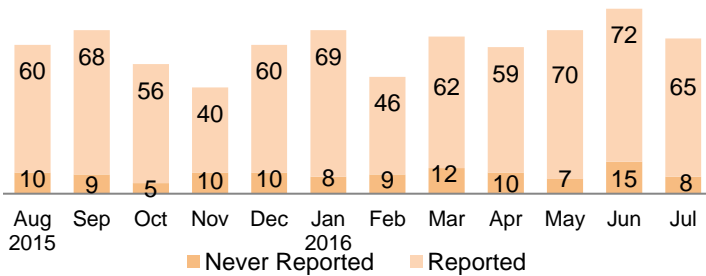
*Based on CDCR's projected release dates and are subject to change. Numbers reflect the most current release date information.

Warrants

2016 YTD = 512

2016 Monthly Avg = 73

36.33% of individuals had at least one warrant issued since 10/1/2011.



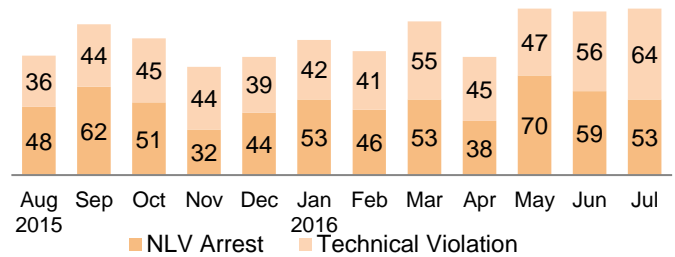
Aug 2015 Sep Oct Nov Dec 2015 Jan 2016 Feb Mar Apr May Jun Jul

Revocations

2016 YTD = 722

2016 Monthly Avg = 103

39.77% of individuals had at least one revocation issued since 10/1/2011.

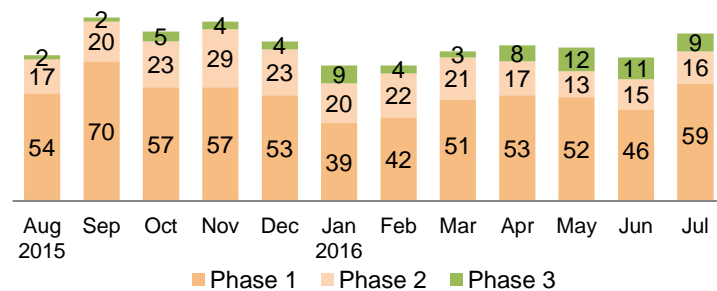


Aug 2015 Sep Oct Nov Dec 2015 Jan 2016 Feb Mar Apr May Jun Jul

Day Reporting Center Participants

2016 Monthly Avg = 75

(AB109 = 40, GenSup = 35)

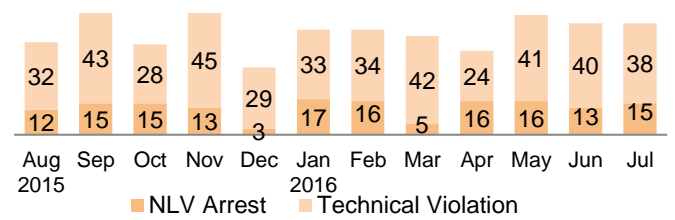


Aug 2015 Sep Oct Nov Dec 2015 Jan 2016 Feb Mar Apr May Jun Jul

Flash Incarcerations

2016 YTD = 350

2016 Monthly Avg = 50



Aug 2015 Sep Oct Nov Dec 2015 Jan 2016 Feb Mar Apr May Jun Jul

Mandatory Supervision (MS)

Individuals with MS Convictions

from 10/1/11 - 7/31/16 = 3,049

2016 YTD = 270

2016 Monthly Avg = 38

2015 Monthly Avg = 38

Currently Supervised:

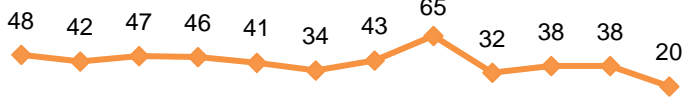
Actively Supervised (Released from Jail)	501
On Active Warrant as of July 31, 2016	335
Total	836

Awaiting Supervision:

Sentenced (still in custody)	166
------------------------------	-----

Completions:

MS Case Terminated/Expired/Other	2047
----------------------------------	------



Aug 2015 Sep Oct Nov Dec 2015 Jan 2016 Feb Mar Apr May Jun Jul