



AB109 Realignment Monthly Stats May 2016

PostRelease Community Supervision (PCS)

Releases from Prison*

from 10/1/11 - 5/31/16 = 5,864

2016 YTD = 292

2016 Monthly Avg = 58

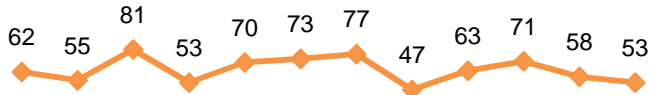
2015 Monthly Avg = 70

Currently Supervised:

Actively Supervised	1357
On Active Warrant (includes 313 ICE warrants)	632
Total	1989

Completions:

1 Yr Mandatory Termination	2180
Other Discharges/Transfers	1695
Total	3875



Jun 2015 Jul Aug Sep Oct Nov Dec Jan 2016 Feb Mar Apr May

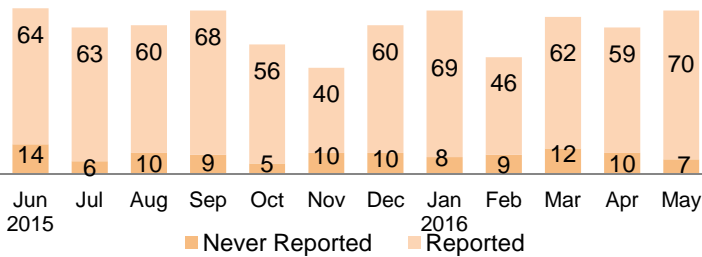
*Based on CDCR's projected release dates and are subject to change. Numbers reflect the most current release date information.

Warrants

2016 YTD = 352

2016 Monthly Avg = 70

36.49% of individuals had at least one warrant issued since 10/1/2011.

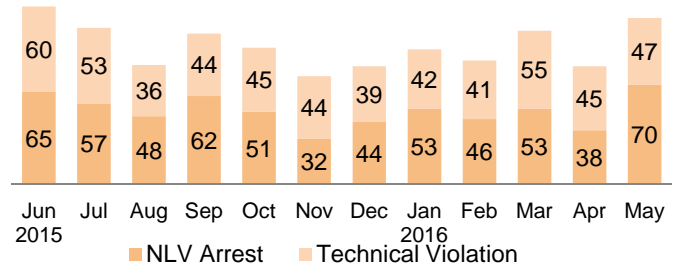


Revocations

2016 YTD = 490

2016 Monthly Avg = 98

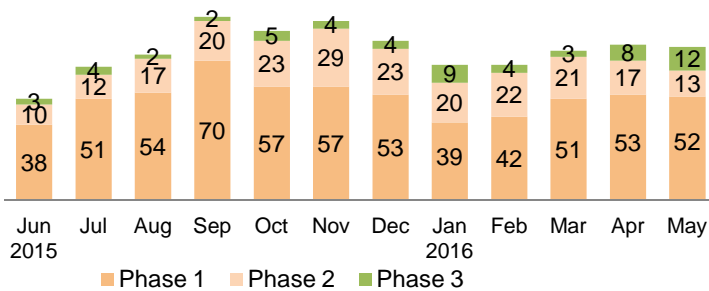
40.01% of individuals had at least one revocation issued since 10/1/2011.



Day Reporting Center Participants

2016 Monthly Avg = 73

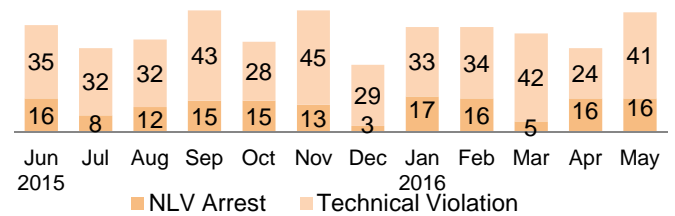
(AB109 = 42, GenSup = 31)



Flash Incarcerations

2016 YTD = 244

2016 Monthly Avg = 49



Mandatory Supervision (MS)

Individuals with MS Convictions

from 10/1/11 - 5/31/16 = 2,996

2016 YTD = 212

2016 Monthly Avg = 42

2015 Monthly Avg = 38

Currently Supervised:

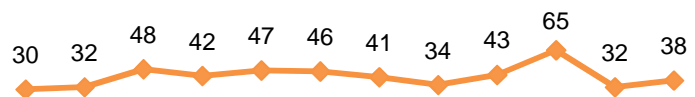
Actively Supervised (Released from Jail)	493
On Active Warrant as of May 31, 2016	332
Total	825

Awaiting Supervision:

Sentenced (still in custody)	188
------------------------------	-----

Completions:

MS Case Terminated/Expired/Other	1983
----------------------------------	------



Jun 2015 Jul Aug Sep Oct Nov Dec Jan 2016 Feb Mar Apr May