



AB109 Realignment Monthly Stats April 2016

PostRelease Community Supervision (PCS)

Releases from Prison*

from 10/1/11 - 4/30/16 = 5,838

2016 YTD = 239

2016 Monthly Avg = 60

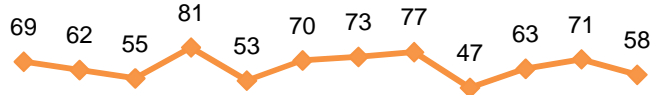
2015 Monthly Avg = 70

Currently Supervised:

Actively Supervised	1337
On Active Warrant (includes 312 ICE warrants)	641
Total	1978

Completions:

1 Yr Mandatory Termination	2135
Other Discharges/Transfers	1725
Total	3860



May 2015 Jun Jul Aug Sep Oct Nov Dec Jan 2016 Feb Mar Apr

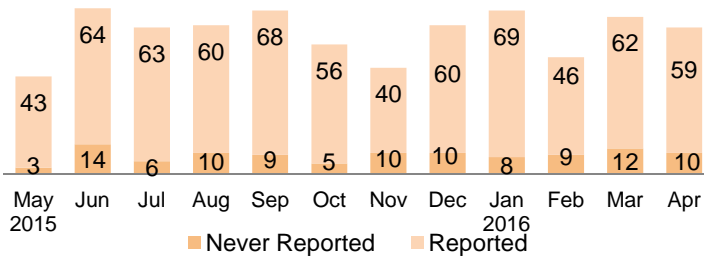
*Based on CDCR's projected release dates and are subject to change. Numbers reflect the most current release date information.

Warrants

2016 YTD = 275

2016 Monthly Avg = 69

36.21% of individuals had at least one warrant issued since 10/1/2011.

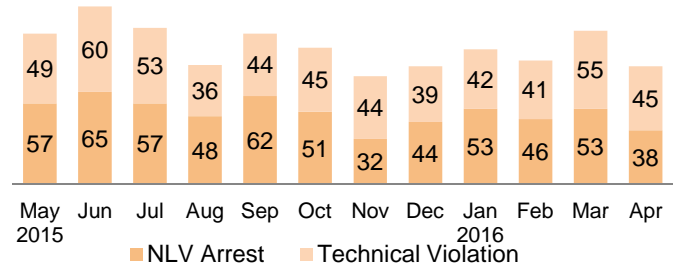


Revocations

2016 YTD = 373

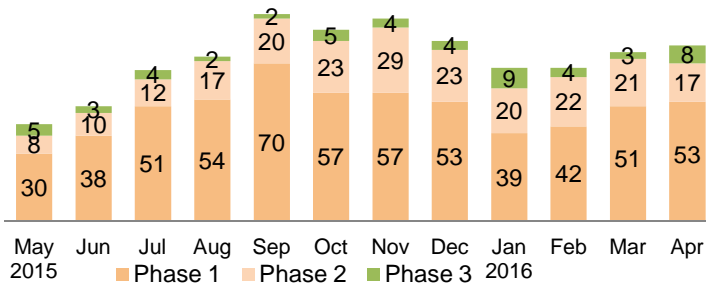
2016 Monthly Avg = 93

39.59% of individuals had at least one revocation issued since 10/1/2011.



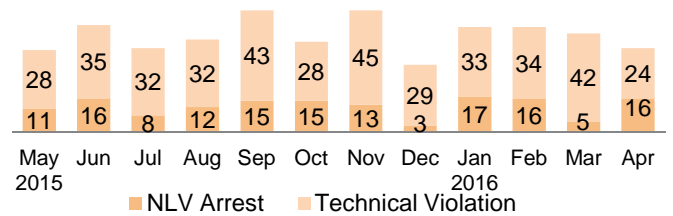
Day Reporting Center Participants

2016 Monthly Avg = 72
(AB109 = 43, GenSup = 29)



Flash Incarcerations

2016 YTD = 187
2016 Monthly Avg = 47



Mandatory Supervision (MS)

Individuals with MS Convictions

from 10/1/11 - 4/30/16 = 2,962

2016 YTD = 174

2016 Monthly Avg = 44

2015 Monthly Avg = 38

Currently Supervised:

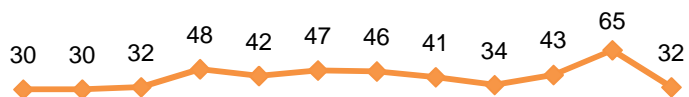
Actively Supervised (Released from Jail)	504
On Active Warrant as of April 30, 2016	319
Total	823

Awaiting Supervision:

Sentenced (still in custody)	180
------------------------------	-----

Completions:

MS Case Terminated/Expired/Other	1959
----------------------------------	------



May Jun Jul Aug Sep Oct Nov Dec Jan 2016 Feb Mar Apr