



AB109 Realignment Monthly Stats March 2016

Post-Release Community Supervision (PCS)

Releases from Prison*

from 10/1/11 - 3/31/16 = 5737

2016 YTD = 181

2016 Monthly Avg = 60

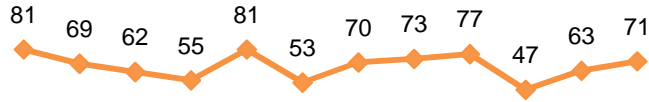
2015 Monthly Avg = 70

Currently Supervised:

Actively Supervised	1323
On Active Warrant (includes 309 ICE warrants)	616
Total	1939

Completions:

1 Yr Mandatory Termination	2115
Other Discharges/Transfers	1683
Total	3798



Apr 2015 May Jun Jul Aug Sep Oct Nov Dec Jan 2016 Feb Mar

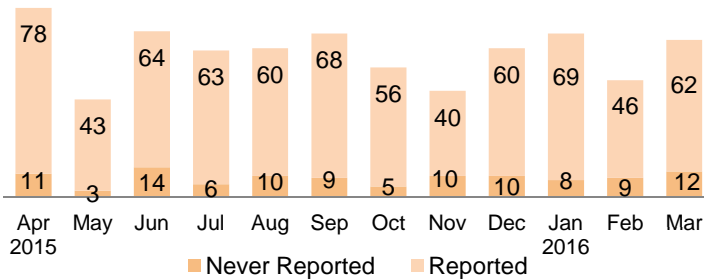
*Based on CDCR's projected release dates and are subject to change. Numbers reflect the most current release date information.

Warrants

2016 YTD = 206

2016 Monthly Avg = 69

36.40% of individuals had at least one warrant issued since 10/1/2011.

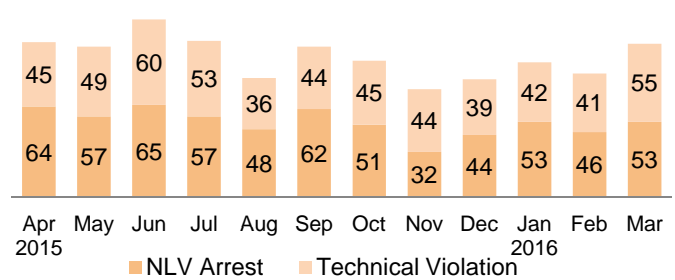


Revocations

2016 YTD = 290

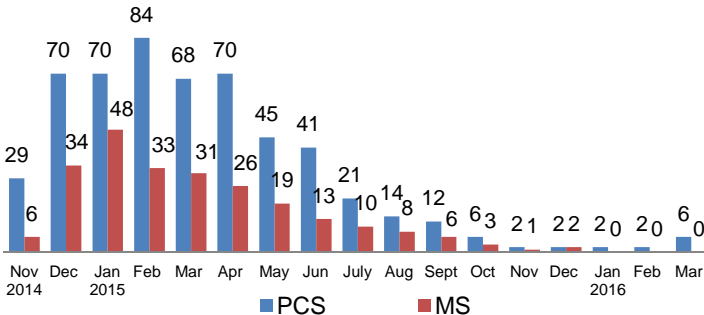
2016 Monthly Avg = 97

39.71% of individuals had at least one revocation issued since 10/1/2011.



Prop. 47 Terminations

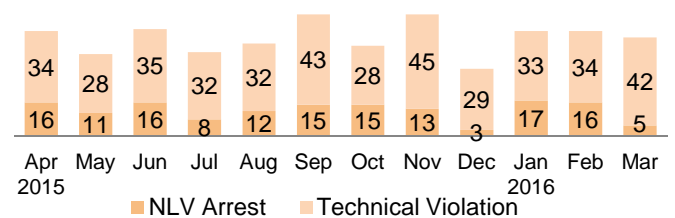
Nov '14 - Mar '16 = 784



Flash Incarcerations

2016 YTD = 147

2016 Monthly Avg = 49



Mandatory Supervision (MS)

Individuals with MS Convictions

from 10/1/11 - 3/31/16 = 2,936

2016 YTD = 142

2016 Monthly Avg = 47

2015 Monthly Avg = 38

Currently Supervised:

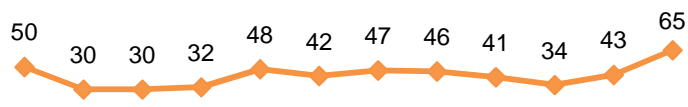
Actively Supervised (Released from Jail)	474
On Active Warrant as of March 31, 2016	318
Total	792

Awaiting Supervision:

Sentenced (still in custody)	204
------------------------------	-----

Completions:

MS Case Terminated/Expired/Other	1940
----------------------------------	------



Apr 2015 May Jun Jul Aug Sep Oct Nov Dec Jan 2016 Feb Mar