



## AB109 Realignment Monthly Stats February 2016

### Post-Release Community Supervision (PCS)

#### Releases from Prison\*

from 10/1/11 - 2/29/16 = 5658

2016 YTD = 110

2016 Monthly Avg = 55

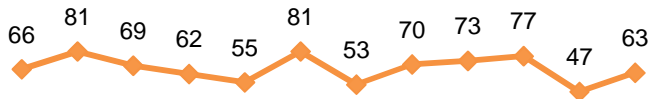
2015 Monthly Avg = 70

#### Currently Supervised:

Actively Supervised	1308
On Active Warrant (includes 305 ICE warrants)	614
<b>Total</b>	<b>1922</b>

#### Completions:

1 Yr Mandatory Termination	2081
Other Discharges/Transfers	1655
<b>Total</b>	<b>3736</b>



Mar 2015    Apr    May    Jun    Jul    Aug    Sep    Oct    Nov    Dec    Jan 2016    Feb 2016

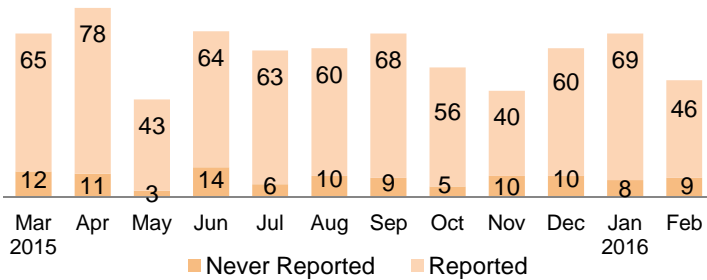
\*Based on CDCR's projected release dates and are subject to change. Numbers reflect the most current release date information.

### Warrants

2016 YTD = 132

2016 Monthly Avg = 66

**36.34%** of individuals had at least one warrant issued since 10/1/2011.

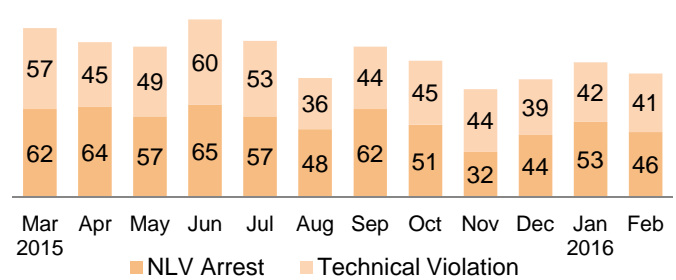


### Revocations

2016 YTD = 182

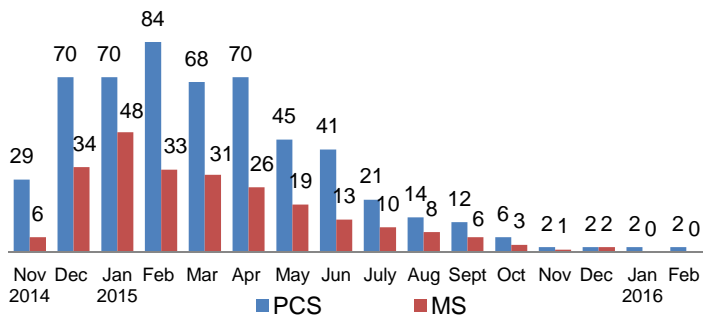
2016 Monthly Avg = 91

**39.54%** of individuals had at least one revocation issued since 10/1/2011.



### Prop. 47 Terminations

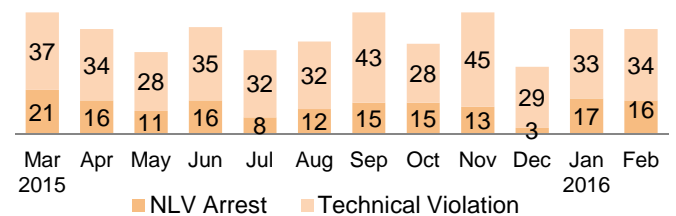
Nov '14 - Feb '16 = 778



### Flash Incarcerations

2016 YTD = 100

2016 Monthly Avg = 50



### Mandatory Supervision (MS)

#### Individuals with MS Convictions

from 10/1/11 - 2/29/16 = 2,886

2016 YTD = 77

2016 Monthly Avg = 39

2015 Monthly Avg = 38

#### Currently Supervised:

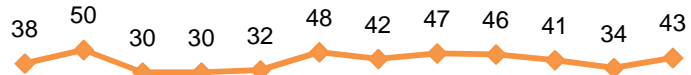
Actively Supervised (Released from Jail)	475
On Active Warrant as of February 29, 2016	313
<b>Total</b>	<b>788</b>

#### Awaiting Supervision:

Sentenced (still in custody)	197
------------------------------	-----

#### Completions:

MS Case Terminated/Expired/Other	1901
----------------------------------	------



Mar 2015    Apr    May    Jun    Jul    Aug    Sep    Oct    Nov    Dec    Jan 2016    Feb 2016