



AB109 Realignment Monthly Stats June 2015

Post-Release Community Supervision (PCS)

Releases from Prison

from 10/1/11 - 6/30/15 = 5118

2015 YTD = 425

2015 Monthly Avg = 71

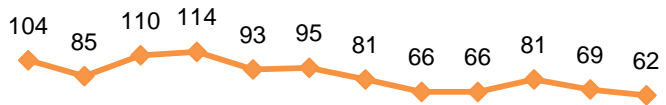
2014 Monthly Avg = 96

Currently Supervised:

Actively Supervised	1254
On Active Warrant (includes 280 ICE warrants)	588
Total	1842

Completions:

1 Yr Mandatory Termination	1758
Other Discharges/Transfers	1518
Total	3276



Jul Aug Sep Oct Nov Dec Jan '15 Feb '15 Mar '15 Apr '15 May '15 Jun '15

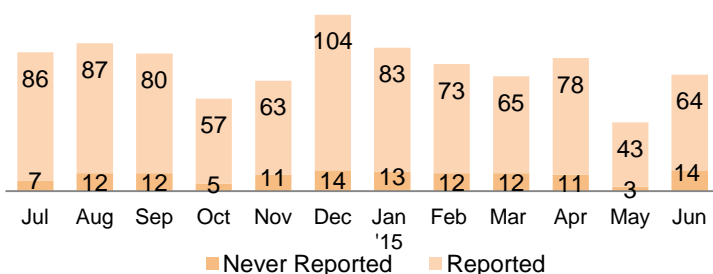
*Based on CDCR's projected release dates and are subject to change. Numbers reflect the most current release date information.

Warrants

2015 YTD = 471

2015 Monthly Avg = 79

36.34% of individuals had at least one warrant issued since 10/1/2011.

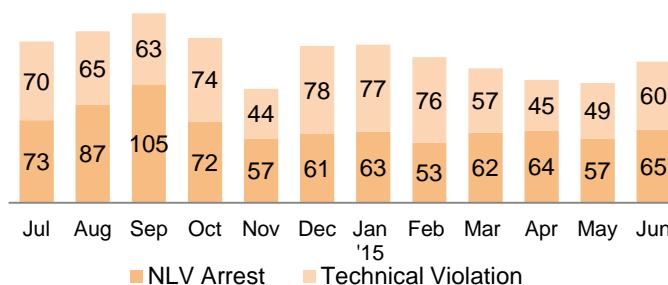


Revocations

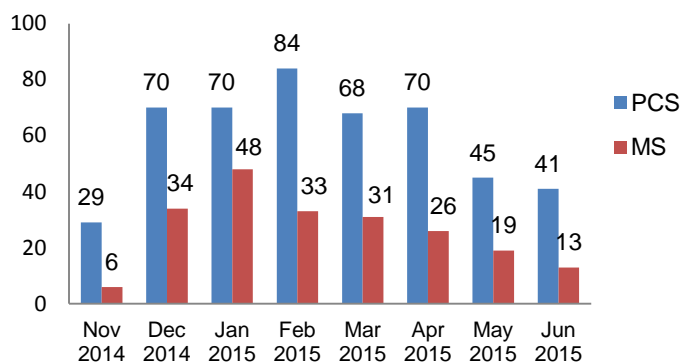
2015 YTD = 728

2015 Monthly Avg = 121

39.74% of individuals had at least one revocation issued since 10/1/2011.



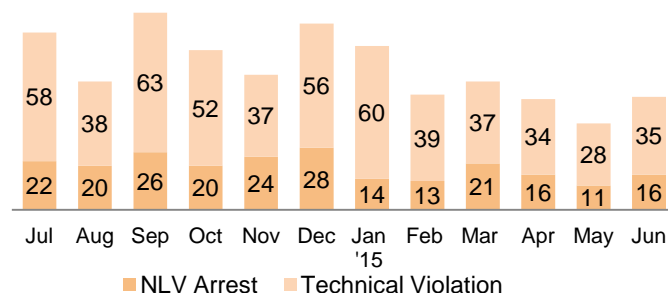
Prop. 47 Terminations



Flash Incarcerations

2015 YTD = 324

2015 Monthly Avg = 54



Mandatory Supervision (MS)

Individuals with MS Convictions

from 10/1/11 - 6/30/15 = 2590

2015 YTD = 202

2015 Monthly Avg = 34

2014 Monthly Avg = 58

Currently Supervised:

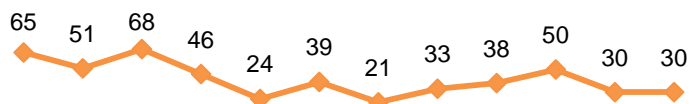
Actively Supervised (Released from Jail)	537
On Active Warrant as of June 30, 2015	294
Total	831

Awaiting Supervision:

Sentenced (still in custody)	157
------------------------------	-----

Completions:

MS Case Terminated/Expired/Other	1602
----------------------------------	------



Jul Aug Sep Oct Nov Dec Jan '15 Feb '15 Mar '15 Apr '15 May '15 Jun '15