SUMMARY ACTION MINUTES

SPECIAL MEETING
ORANGE COUNTY COMMUNITY CORRECTIONS PARTNERSHIP

Thursday, January 15, 2015, 2:00 P.M.

PROBATION DEPARTMENT
Training Room 5
1001 S. Grand Ave.
Santa Ana, California

STEVE SENTMAN, Chair
Chief Probation Officer

TODD ELGIN
Chief of Police, Garden Grove

MARY HALE
Health Care Agency

SANDRA HUTCHENS
Sheriff-Coroner

FRANK OSPINO
Public Defender

TONY RACKAUCKAS
District Attorney

ATTENDANCE: Members Elgin, Ospino, Sentman, Kea (Alternate for Hutchens), Pearson (Alternate for Hale) and Yonemura (Alternate for Rackauckas)

EXCUSED: Members Hale, Hutchens and Rackauckas

COUNTY COUNSEL: Wendy Phillips, Deputy

CLERK OF THE PARTNERSHIP: Jamie Ross, Deputy Clerk

ADMINISTRATIVE MATTERS: (Items 1 - 4)

1. Welcome and Introductions
PRESENTED

2. Discussion of evaluation criteria and funding levels for Community Recidivism Reduction Grant
P.O. **PRESENTED; CHAIR SENTMAN REQUESTED THE TIMELINE FOR THE GRANT PROCESS**

3. Discussion and approval of the Orange County Public Safety and Postrelease Community Supervision 2014 Update
712345689 **APPROVED AS PRESENTED**
xx x

SUMMARY ACTION MINUTES

4. Realignment Updates:

- Probation
- Sheriff
- District Attorney
- Public Defender
- Courts
- Health Care/Mental Health
- Local Law Enforcement
- Board of Supervisors
- Social Services
- OC Community Resources
- OC Department of Education
- Community-Based Organization (Representative)
- CSP (Victims Representative)

PRESENTED; MARGOT CARLSON ANNOUNCED VICTIMS' RIGHTS CONFERENCE 4/14/15

PUBLIC & PARTNERSHIP COMMENTS:

PUBLIC COMMENTS: None

PARTNERSHIP COMMENTS:

Member Ospino – Oral Re.: Acknowledged the court system and their responsiveness to the increase in case load.

Chair Sentman – Oral Re.: Thanked all who contributed to the Orange County Public Safety and Postrelease Community Supervision 2014 Update.

ADJOURNED: 2:41 P.M.

SUMMARY ACTION MINUTES

*** KEY ***

Left Margin Notes

1 Todd Elgin
2 Mary Hale
3 Sandra Hutchens
4 Frank Ospino
5 Tony Rackauckas
6 Steve Sentman
7 Steve Kea (Alternate)
8 Kim Pearson (Alternate)
9 Steve Yonemura (Alternate)

A = Abstained
X = Excused
N = No
P.O. = Partnership Order

(1st number = Moved by; 2nd number = Seconded by)

/s/_____
STEVE SENTMAN
Chair

*/s/*_____
Jamie Ross, Deputy
Clerk of the Partnership

Orange County Public Safety Realignment and Postrelease Community Supervision

2014 Update

October 1, 2013 – September 30, 2014

Prepared by:
Orange County Community Corrections Partnership

ACKNOWLEDGEMENTS

The Orange County Community Corrections Partnership Executive Committee contributed to the content of this Public Safety Realignment 2014 Update prepared by OC Probation Communications & Research Division. Special thanks goes to the following Orange County agencies: Probation Department, Sheriff's Department, District Attorney's Office, Public Defender's Office, Superior Court, Health Care Agency and the Garden Grove Police Department. Thanks goes to County Counsel, OC Probation Public Information Officer, Contracts and Purchasing Manager, Admin and Fiscal Division Director, and Postrelease Community Supervision Division Director and Assistant Director for their review of the content in this report. Thanks also to BI Inc., a GEO Group Company, for their contributions to the section on the Day Reporting Center.

Community Corrections Partnership Executive Committee

Steven J. Sentman, Chief Probation Officer (Chair)
Sandra Hutchens, Sheriff
Tony Rackauckas, District Attorney
Frank Ospino, Public Defender
Mary Hale, Health Care Agency
Kevin Raney, Chief, Garden Grove Police Department

As approved by the Executive Committee of the Community Corrections Partnership

Table of Contents

I. Executive Summary 4
II. Realignment Key Elements 5
III. Realignment in Orange County 6
IV. OC Realignment Accomplishments 7-8
V. Fiscal Year 2015-16 Goals 9
VI. Public Information on Realignment 10
VII. OC Realignment Funding 11-14
VIII. Sheriff's Department (OCSD) 15-19
IX. Local Law Enforcement 20
X. Superior Court 20
XI. District Attorney (OCDA) 21-23
XII. Probation (OC Probation) 24-35
XIII. Public Defender (OCPD) 36-39
XIV. Health Care Agency (HCA) 40-54
XV. Recidivism: New Crime Convictions 55-60
XVI. Glossary 61
XVII. Realignment-Related Links 62
XVIII. Appendices: Realignment-Related Documents 63-81

I. Executive Summary

INTRODUCTION:

In an effort to address overcrowding in California's prisons and assist in alleviating the State's financial crisis, the Public Safety Realignment Act (Realignment) was signed into law on April 4, 2011 and took effect October 1, 2011. Realignment made some of the largest and most pivotal changes to the criminal justice system in California. In short, Realignment transferred the responsibility for supervision of felons (excluding high-risk sex offenders) released from prison whose commitment offenses are statutorily defined as non-serious and non-violent to the 58 counties. Offenders convicted after October 1, 2011 who have no current or prior statutorily defined serious, violent, or sex-offense convictions serve time locally (regardless of length of sentence) with the possibility of community supervision in place of time spent in custody.

Realignment established the Postrelease Community Supervision (PCS) classification of supervision, altered the parole revocation process placing more responsibility in local jurisdictions, gave local law enforcement the freedom to manage offenders in a more cost-effective manner, and charged the Community Corrections Partnerships (CCPs) with planning and implementing Realignment in each county as of October 1, 2011. Also, effective July 1, 2013, parole violations are housed, prosecuted and tried locally. Realignment created an unprecedented opportunity for all 58 California counties to determine an appropriate level of supervision and services to address both the needs and risks of individuals released from prison and local jails into the community. With the passage of Proposition 30 in 2012, Realignment is ensured a continuous source of State funding. For Fiscal Year 2014-15 Orange County has been allocated 6.75% of the total appropriated by the legislature for Realignment, which equates to $63,045,168.

For the three years since Realignment was implemented (October 1, 2011- September 30, 2014) 4,161 individuals have been released to PCS and 2,389 sentenced to Mandatory Supervision (MS) in Orange County. Nearly all departments in the Orange County Community Corrections Partnership (OCCCP) had to increase staff to address the needs and legal mandates of PCS, MS and Parole Violation offender populations. Realignment data through September 2014 for Orange County demonstrate that the vast majority of the three offender groups supervised by the Orange County Probation Department (OC Probation) have not had convictions for new crimes within one or two years of release from custody or adjudication of their case: 75% of Probationers, 77% of PCS, and 69% of MS have no convictions for new crimes within one year. In addition, 66% of Probationers, 62% of PCS, and 58% of MS have no convictions for new crimes within two years.

OC Probation, Health Care Agency and community-based organizations work closely to link offenders to necessary resources including treatment and employment services. With the implementation of the Sheriff's Department's Transition from Jail to Community (TJC) program, assessments are used to identify offenders likely to recidivate and resources are targeted to meet their needs in a community setting that serves as a cost-effective alternative to incarceration. The OCCCP will continue to incorporate best practices to address the needs of the Realignment population and protect the community.

II. Key Elements of Realignment

➢**Redefined Felony Sentencing:** Individuals convicted of certain felonies on or after October 1, 2011 may be sentenced to Orange County Jail for more than 12 months. Individuals sentenced under PC § 1170(h) can receive a sentence that falls within a low, middle or upper term of incarceration based on their specific offense. Some felony offenses - serious, violent and sex offenses - are excluded from sentencing under 1170(h) and thus will be their sentenced to state prison time. Pursuant to 1170(h) an individual convicted of a non-serious, non-violent, non-sex offense may be sentenced to serve that entire time in county jail, or may be sentenced to serve that time split between county jail and Mandatory Supervision (MS). Offenders sentenced to MS are also the responsibility of OC Probation.

➢**Postrelease Community Supervision**: Those released from state prison on or after October 1, 2011 who had been incarcerated for a non-serious offense, pursuant to Penal Code (PC) § 1192.7(c), a non-violent offense, pursuant to PC § 667.5(c), or a sex offender deemed not high-risk, as defined by California Department of Corrections and Rehabilitation, were released to a local jurisdiction based on their county of residence at time of conviction for supervision under PCS. These individuals may have prior violent or serious offenses, or be registered sex offenders. PCS supervision cannot exceed three years.

➢**Custody Credits:** With the enactment of Realignment, PC § 4019 was amended to allow for those sentenced to county jail to receive pre and post-sentence conduct credit of two days for every four days actually spent in custody; resulting in sentences being served more quickly if the inmate receives the maximum conduct credits. This is the same conduct credit offenders receive when serving time in state prison.

➢**Alternative Custody Program:** SB 1266 allows for non-serious, non-violent and non-sex offenders to serve part of their sentence in a non-custodial facility such as a residential home, non-profit drug-treatment program or transitional-care facility. Alternative custody is an integral part in reintegrating these individuals back into their community.

For a more information about Realignment in California, please refer to the California Department of Corrections and Rehabilitation website http://www.cdcr.ca.gov/realignment/index.html

III. Realignment in Orange County

Community Corrections Partnership

Senate Bill 678 required each county to establish a "Community Corrections Partnership" (CCP). For Orange County, the local CCP (OCCCP) collaborative group is charged with advising on the implementation of SB 678 funded initiatives and Realignment programs. Realignment tasked the OCCCP to develop and recommend a plan for consideration and adoption by the Orange County Board of Supervisors (Board). The OCCCP original plan required by Realignment was adopted by the Board on October 18, 2011.

Chaired by the Chief Probation Officer, the OCCCP oversees the Realignment process and advises the Board in determining funding and programming for the various components of the plan. The OCCCP includes an Executive Committee which, pursuant to bylaws adopted by the OCCCP consists of the following voting members: the Chief Probation Officer; the County Sheriff; the District Attorney; a Chief of Police; the Public Defender; and the Director of County Social Services or Mental Health or Alcohol and Drug Services (as determined by the Board). The original Public Safety Realignment Plan, along with the update, was developed by OCCCP members, their designees, and other key partners.

For more information on Community Corrections Partnership Plans throughout California, please visit the Board of State and Community Corrections website (http://www.bscc.ca.gov/s_communitycorrectionspartnershipplans.php).

2014 Public Safety Realignment Update

This document is intended to serve as an update to the initial implementation plan, the 2012 update, and the previously released 2013 update. Whenever possible, figures that are noted in this report will cover the one-year period between October 2013 and September 2014. An overview of the practices and programs utilized to improve services and outcomes for Realigned individuals and the community is also included in this report. Previous years' reports can be found on the Postrelease Community Supervision page of OC Probation website (http://ocgov.com/gov/probation/prcs). The OCCCP presents this 2014 update on the progress of Realignment efforts in the County of Orange.

IV. OC Realignment Accomplishments

As Realignment continues to evolve progress has been and continues to be made throughout each of the agencies involved in the Orange County Community Corrections Partnership. Below are some of the notable accomplishments that have been achieved for each of the three major goals.

Goal #1: Implementation of a streamlined and efficient system in Orange County to manage our additional responsibilities under Realignment.

- On April 17, 2012 the Orange County Board of Supervisors (Board) approved a master memorandum of understanding to reimburse local law enforcement agencies for Realignment overtime services effective retroactively from October 1, 2011 through June 30, 2012. On July 1, 2012 the Board approved a second master memorandum of understanding that expanded reimbursements to local law enforcement agencies, to include services of assigned personnel during normal work hours, and operating expenses directly related to Realignment. Finally, on October 22, 2013 the Board approved a third master memorandum of understanding that allowed unspent monetary allocations to be carried over from one Fiscal Year to the next. Local law enforcement agencies are compensated solely from their total maximum allocations until such amounts are depleted.
- Local law enforcement and OC Probation worked cohesively to supervise the PCS population by co-locating 17 Deputy Probation Officers (DPOs) in six municipal police departments (14 DPOs) and the Sheriff's Department (three DPOs). This fosters a team environment, promotes sharing of information/intelligence, and enables immediate response to better serve the community. In addition, 18 DPOs are assigned as liaisons to the remaining local law enforcement agencies within the County.
- The Orange County Sheriff's Department (OCSD) Special Enforcement Bureau Tactical Apprehension Team (TAT), which is made up of Sheriff's Deputies, US Marshals, and a dedicated OC Probation DPO, routinely conducts surveillance and intelligence collection to actively locate and arrest fugitives.
- The Public Defender's Office (OCPD) works closely with the Division of Adult Parole Operations (DAPO) of the California Department of Corrections and Rehabilitation . OCPD staff participate in the monthly Parole and Community Team (PACT) meetings held by DAPO. Parolees are required to attend the PACT meetings and listen to short presentations by OCPD staff and other community service providers.
- On October 10, 2014 the County of Orange Public Safety Realignment Summit was held to present current evidence-based research and outcomes regarding reentry and recidivism. The Summit presenters included a cross section of state and local stakeholders who provided information on the impact and challenges of Realignment.

OC Realignment Accomplishments, Cont'd

Goal #2: Implementation of a system that protects public safety and utilizes best practices in reducing recidivism.

- The Health Care Agency (HCA) has assigned mental health caseworkers and a psychiatrist who provide mental health and substance abuse services for both the Postrelease Community Supervision (PCS) and Mandatory Supervision (MS) population at OC Probation offices.
- Adult Reentry DPOs work in the OC Jails administering re-entry classes for all offenders supervised by OC Probation.
- The DPOs partner with the HCA case manager to meet with Realignment populations in the OC Jail system to discuss treatment options including sober living, inpatient treatment, and medication assisted treatment for opiate and alcohol addiction.
- Board authorization initiated a pilot Adult Day Reporting Center (DRC), effective from June 1, 2012 through May 31, 2014. The DRC was considered essential to promptly serve the new Realignment populations with evidence-based programming. Based on the success of the DCR pilot, OC Probation solicited a new contract for DRC management and the contract was awarded to GEO Re-Entry Services for an initial term of June 1, 2014 through May 31, 2015. As of September 30, 2014 a total of 690 individuals have received services via DRC. The multi-phase program is measured on the following factors: group attendance and participation, drug and alcohol abstinence, verifiable employment and/or income, acquiring and retaining stable housing, and compliance with probation terms and conditions.
- OCSD was awarded a State grant of $80 million to expand the James A. Musick Facility for rehabilitation programming. Together with another $100 million grant, the project will add a total of 824 beds and additional programming capacity, turning it into a modern rehabilitation facility.

Goal #3: Implementation of a system that effectively utilizes alternatives to pre-trial and post-conviction where appropriate.

- OCSD has expanded the Community Work Program (CWP) compliance team to 13 deputies and three Sheriff's Special Officers. The CWP is an alternative to incarceration that allows sentenced offenders to serve their time working in the community rather than in custody.

V. Fiscal Year 2015-16 Goals

Orange County Realignment Goals

The Orange County Community Correction Partnership (OCCCP) has chosen the same three major goals/priorities for FY 2015-16 as the 2011 Implementation Plan . For each goal, OCCCP will strive to guide every partner in public safety to work together for a safer Orange County through a reduction in recidivism achieved through rehabilitation and other alternatives to incarceration. Following each goal is a description of how each goal may be attained in the next year.

Goal #1: Implementation of a streamlined and efficient system in Orange County to manage our additional responsibilities under Realignment.

a) Participate in the pilot project by the Board of State and Community Corrections (BSCC) and the Public Policy Institute of California designed to identify best practices among county corrections agencies and measure offender behavior and system performance under public safety Realignment.

b) Participate in the California Department of Justice (CA DOJ) Smart Justice Program, which is an information sharing platform for federal, state, regional and local agencies to access, analyze and share criminal justice data. Participation in Smart Justice will allow OC Probation to increase partnerships with public safety agencies and the ability to access critical information on the supervised offenders.

c) Continue the practice of co-locating Deputy Probation Officers in Police Departments.

Goal #2: Implementation of a system that protects public safety and utilizes best practices in recidivism reduction.

a) Expand the Day Reporting Center (DRC) capacity by 30%. Preliminary results based on a three-month and six-month follow-up of DRC clients discharged for any reason during the year revealed that the vast majority had no violations resulting in a new conviction. Additional DRC capacity would enhance public safety.

b) Secure BSCC grant funding to establish transitional housing in Orange County for our underserved offender population.

Goal #3: Implementation of a system that effectively utilizes alternatives to pre-trial and post-conviction incarceration where appropriate.

a) Establish a pre-trial pilot program in Orange County that utilizes evidence-based practices. The goal of a pre-trial program is to identify, through a validated risk assessment, defendants who would be likely to stay out of trouble and appear in court for arraignment on their criminal charges. In Orange County, more than half of the inmates in jail are still awaiting sentencing for their crimes. A pre-trial program will provide an objective method to reduce the jail population without sacrificing public safety.

VI. Public Information on Realignment

Public Information and Education Efforts - In an effort to keep residents of Orange County informed on Public Safety Realignment in their community, OC Probation provides monthly and cumulative statistics relevant to the Postrelease Community Supervision population in Orange County. This information may be found on OC Probation website under "Postrelease Community Supervision" at http://ocgov.com/gov/probation/prcs.

Reentry and Recidivism in Orange County - On October 10, 2014 the County of Orange Public Safety Realignment Summit was held to present current evidence-based research and outcomes regarding reentry and recidivism. The Summit was hosted by Concordia University Irvine and their Center for Public Policy and was open to the public at no charge. An introductory video showcasing the OCCCP executives as they discuss the current state of Realignment and its effect on their agencies was presented at the beginning of the Summit. The video is available for viewing at http://ocgov.com/gov/probation/prcs.

The Summit included a cross section of local stakeholders who provided information on the impact of Realignment and its challenges. Below is the outline of the presentations:

Discussion Items:	Presenter:
Master of Ceremonies	Supervisor Todd Spitzer, Third District Orange County Board of Supervisors
Introductory Remarks	Steven Sentman, Chief Probation Officer Orange County Probation Department
Realignment 101	Chris Bieber, Chief Deputy Probation Officer Orange County Probation Department
Keynote Speaker	Linda Penner, Chair California Board of State & Community Corrections
Guest Speaker	Magnus Lofstrom, Senior Fellow Public Policy institute of California
Panel Discussion – Moderator Jeff Brouwer, Lieutenant Newport Beach Police Department	Community Corrections Executives: • Steve Sentman, Chief Probation Officer • Sandra Hutchens, Sheriff-Coroner • Tony Rackauckas, District Attorney • Kevin Raney, Chief of Police, Garden Grove • Sharon Petrosino, Chief Deputy Public Defender • Gregg Prickett, Judge, OC Superior Court • Quincy Thacker, Chief Deputy Regional Administrator CDCR/DAPO • Jenny Qian, Chief of Operations, Health Care Agency
Closing Statements	Sandra Hutchens, Sheriff-Coroner

VII. OC Realignment Funding

Fiscal Year (FY) 2013-14 Funding

The funding formula adopted by the State for the first year of Realignment FY 2011-12 was a unique formula that was intended to fund counties' Realignment costs for the period of October 1, 2011 through June 30, 2012. For FYs 2012-13 and 2013-14, the funding formula applied by the State for purposes of allocating funds to the 58 counties was developed by a committee comprised of members from the California State Association of Counties (CSAC), the County Administrative Officers (CAO) and the Department of Finance. This committee reviewed the existing funding formula and made a proposal to the Governor for funding Realignment in future years. The Governor adopted the allocation framework recommended by CSAC/CAO for FYs 2012-13 and 2013-14.

According to CSAC/CAO, the adopted funding framework is designed to yield the "best result" for each county among several options considered, including the current allocation formula, an allocation adjusted based on a county's share of California adults ages 18 to 64, or an allocation adjusted based on a weighted average of the daily Realignment population.

Based on the existing funding methodology, Orange County was allocated 6.6797% of the total state appropriation of Realignment funding. For FY 2013-14 this resulted in $66.7 million (M) in Realignment funds for Orange County.

In addition, the State allocated $200,000 for FY 2013-14 in one-time monies to the Orange County Community Corrections Partnership (OCCCP) for planning purposes. The OCCCP and the Orange County Board of Supervisors (Board) have authorized the use of this one-time money to fund research and training related to Realignment.

FISCAL YEAR 2013-14 FUNDS	
Postrelease Community Supervision (PCS)/ Local Incarceration	$66,723,523
Realignment Planning Grant (one-time funds)	$200,000
Orange County District Attorney/ Public Defender's Office (PCS representation)	$1,116,989
Total	**$68,040,512**

Fiscal Year 13-14 Funding, a Closer Look

The $66.7M in funding allocations approved by the OCCCP and the Board are consistent with the methodology for allocation of the funds used in FY 2012-13, with two exceptions: 1) Local law enforcement was allocated $565,048, which is 0.8% of the total County base allocation, a lower percentage than allocated in previous fiscal years; however, the budget contains separate funding that goes directly to the cities for the Realignment population; 2) $6.5M in growth money earned in FY 2012-13 was allocated to the counties in FY 2013-14. The OCCCP determined the greatest need for these funds were in those areas with operating funding shortfalls. Therefore the growth money was split 86% to the Sheriff and 14% to Health Care Agency's (HCA) In-Custody Correctional Health Services.

Department	Prior Year(s) Carryover	FY 13-14 Base Allocation/ Revenue	FY 13-14 Growth Allocation/ Revenue [1]	FY 13-14 Total Allocation/ Revenue	FY 13-14 Year-End Expenditures	Variance/ Expenditures to Revenue	Funds Available for Reallocation	Allocation of Unspent Funds	Year-End Shortfall
Postrelease Community Supervision (PCS)/ Local Incarceration									
Sheriff		32,608,876	5,608,913	38,217,789	46,590,488	(8,372,699)	-	4,237,230	(4,135,469)
Probation	14,100	17,300,913		17,315,013	14,402,085	2,912,928	2,912,928	-	-
HCA (In-Custody)		7,451,168	941,763	8,392,931	9,849,611	(1,456,680)	-	913,382	(543,298)
HCA (Post-Custody)	11,085	6,110,854		6,121,939	5,208,557	913,382	913,382	-	-
Local Law Enforcement [2]		565,048		565,048	428,147	136,901	-	-	-
Total PCS/Local Incarceration	**25,185**	**64,036,859**	**6,550,676**	**70,612,720**	**76,478,888**	**(5,866,168)**	**3,826,310**	**5,150,612**	**(4,678,767)**
One-time Funds									
Sheriff		936,664		936,664	-	936,664	936,664	-	-
Health Care Agency (Risk Pool/Stop Gap)	1,280,604	250,000		1,530,604	-	1,530,604	-	-	-
District Attorney		750,000		750,000	750,000	-	-	-	-
Public Defender		750,000		750,000	362,362	387,638	387,638	-	-
Community Corrections Partnership	199,147	200,000		399,147		399,147	-		-
Total One-time Funds	**1,479,751**	**2,886,664**	**-**	**4,366,415**	**1,112,362**	**3,254,053**	**1,324,302**	**-**	**-**
Subtotal Allocations/ Expenditures	**1,504,936**	**66,923,523**	**6,550,676**	**74,979,135**	**77,591,250**	**(2,612,115)**	**5,150,612**	**5,150,612**	**(4,678,767)**
District Attorney/ Public Defender PCS Representation									
District Attorney	551,612	558,494	188,902	1,299,008	886,373	412,635	-	-	-
Public Defender	420,969	558,495	188,902	1,168,366	732,556	435,810	-	-	-
Total DA/PD PCS	972,581	1,116,989	377,804	2,467,374	1,618,929	848,445	-	-	-
Total Allocation/ Expenditures	**2,477,517**	**68,040,512**	**6,928,480**	**77,446,509**	**79,210,179**	**(1,763,670)**	**5,150,612**	**5,150,612**	**(4,678,767)**

Notes:
[1] Growth Allocation/Revenue received in FY 13-14 was earned in FY 12-13. Growth Allocation earned in FY 13-14 will not be received until FY 14-15.
[2] Remaining FY 13-14 Local Law Enforcement allocation will be rolled over for their use in FY 14-15 per the Memorandum of Understanding (MOU).

FY 2014-15 Funding Plan

Existing legislative mandates dealt with the statewide distribution of Realignment funds through FY 2013-14. CSAC/CAO created the Realignment Allocation Committee (RAC) to create a new methodology for FY 2014-15 and beyond. With the decline in available statewide funding ($998.9M for FY 2013-14 to $934.1M in FY 2014-15) the RAC proposed that the FY 2014-15 Base and Growth Allocations be treated differently than previous or future fiscal years. For the Base Allocation, a "blended rate" was established which combines each county's share of the FY 2013-14 base funds and its share of the FY 2012-13 growth funds (paid in FY 2013-14). This blended rate was then applied to the FY 2014-15 base amount of $934.1M and resulted in a base allocation of $63.0M for Orange County.

A new one-time methodology was also established for the allocation of Growth funding earned in FY 2013-14 and scheduled for distribution in FY 2014-15. The Growth Allocation has been divided two-thirds on a performance factor (SB 678 success, as used in the previous allocation formula) and one-third on the "base share" formula which will be used beginning in FY 2015-16 to determine Base Allocations. The "base share" is comprised of caseload factors (45%), crime and population factors (45%) and special factors (poverty, small county minimums, and impacts of state prison on host counties - 10%). Using this new methodology, Orange County's Growth Allocation for FY 2014-15 was $5.6M.

OCCCP's proposed allocation for the FY 2014-15 base amount, which was approved by the Board, remained consistent with the methodology previously used by the OCCCP with three exceptions, all relating to the one-time allocations: 1) $650,090 of the base allocation and $1,601,934 of the growth allocation will remain undistributed at this time but will be available, if needed, to ensure adequate funding for each County department; 2) No additional funds will be allocated to the HCA Risk pool at this time; 3) The one-time amount allocated to the District Attorney and the Public Defender is reduced from $750,000 each to $250,000 each.

The FY 2014-15 funding allocations may be adjusted as needed, to ensure adequate funding for each County department. Any changes to the allocations will be presented to the OCCCP and the Board for approval.

FY 2014-15 Funding Plan

FY 2014-15 PCS/Local Incarceration Allocation	Prior Year(s) Rollover	Base	Growth	Total Allocation
Orange County Sheriff's Department	$0	$32,053,784	$3,240,000	$35,293,784
Probation Department	$0	$16,178,579	$0	$16,178,579
Health Care Agency (HCA) (in-custody treatment)	$0	$7,324,329	$760,000	$8,084,329
Health Care Agency (HCA) (post-custody treatment)	$0	$5,714,435	$0	$5,714,435
Local Law Enforcement	$136,901	$623,951	$0	$760,852
Total PCS/ Local Incarceration Allocation	***$136,901***	***$61,895,078***	***$4,000,000***	***$66,031,979***
Undistributed Allocation	$0	$650,090	$1,601,934	$2,252,024
HCA(Risk Pool/Stop Gap Insurance)	$1,530,604	$0	$0	$1,530,604
District Attorney (Realignment Services)	$0	$250,000	$0	$250,000
Public Defender (Realignment Services)	$0	$250,000	$0	$250,000
Total One-time Allocation	***$1,530,604***	***$1,150,090***	***$1,601,934***	***$4,282,628***
OC TOTAL ALLOCATION	**$1,667,505**	**$63,045,168**	**$5,601,934**	**$70,314,607**
District Attorney/Public Defender (PCS representation)	$848,445	$1,032,072	$377,804	$2,258,321
Community Corrections Partnership (one time funds)	$399,147	$0	$0	$399,147
Total FY 2014-15 Allocation	**$2,915,097**	**$68,040,512**	**$5,979,738**	**$72,972,075**

VIII. Sheriff's Department (OCSD)

OCSD Custody Population

OCSD's Realigned inmate population as discussed in this report is comprised of several categories which include 1) individuals convicted of a felony 2) individuals with Postrelease Community Supervision (PCS) violations serving up to 180 days 3) individuals with violations of State parole serving up to 180 days and 4) PCS individuals that have been sanctioned with a flash incarceration up to 10 days for each violation.

Local Custody: 1170(h) Population

OCSD must meet the needs of a growing local jail population due to a continued increase in offenders being booked through OC Jail facilities. The chart below shows the monthly bookings of 1170(h) offenders sentenced to local custody in Orange County increased 24% on average (266 vs. 215) compared to the same period last year. These offenders constitute the largest portion of OCSD's Realignment population and continues to grow as their length of stay increases.

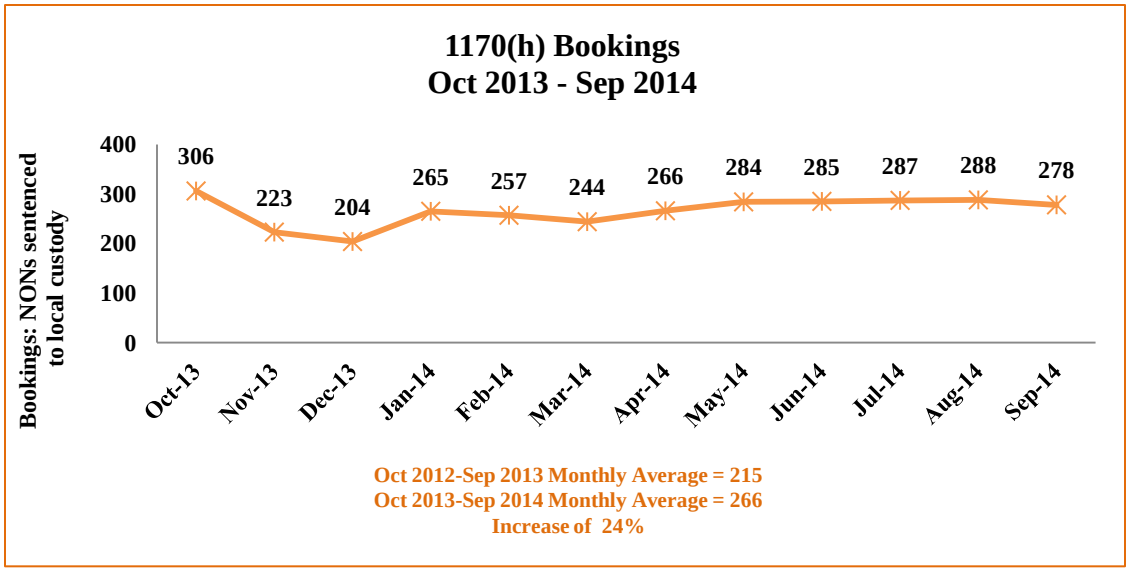

One-Year Trends: PCS and Parole

Bookings

The constant churn of Realignment inmates booked and released into the system translated into an average daily population (ADP) of just under 1,100 inmates for the period of October 2013 through September 30, 2014; this is a 10% increase from the previous year's ADP average of just under 1,000 Realignment inmate . The chart below covers one year of the PCS population's bookings on flash incarcerations, new charges and PCS revocations.

PCS Jail Bookings
Oct 2013 – Sep 2014

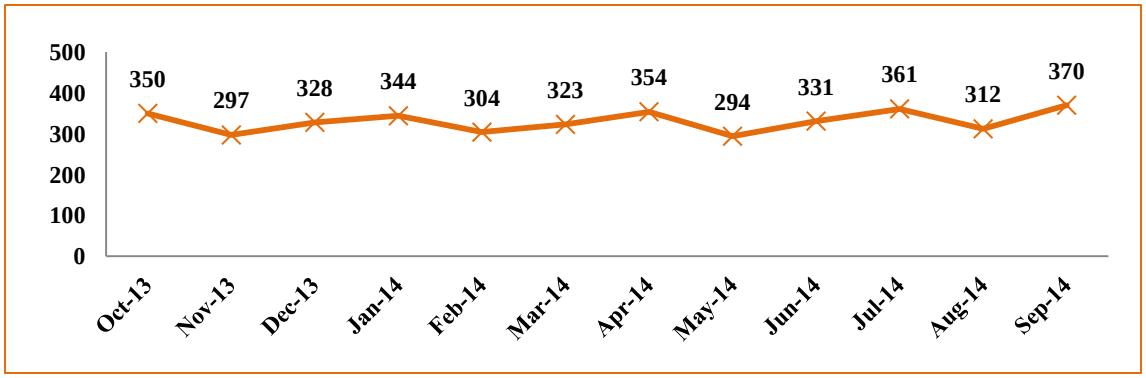

Parole Violation Trends

The sentencing protocols for parole violators changed mid-2013, and local jurisdictions now have a greater say in the length of time parole violators are sentenced to the county jails. Effective July 1, 2013 the Superior Court took responsibility for conducting parole violation hearings. In the first three months (from July through September 2013), OCSD's parole violator population decreased by roughly 45%. By September of 2014 the numbers have mostly rebounded but the overall parolee population remains relatively flat.

Parole Violation Bookings
Oct 2013 - Sep 2014

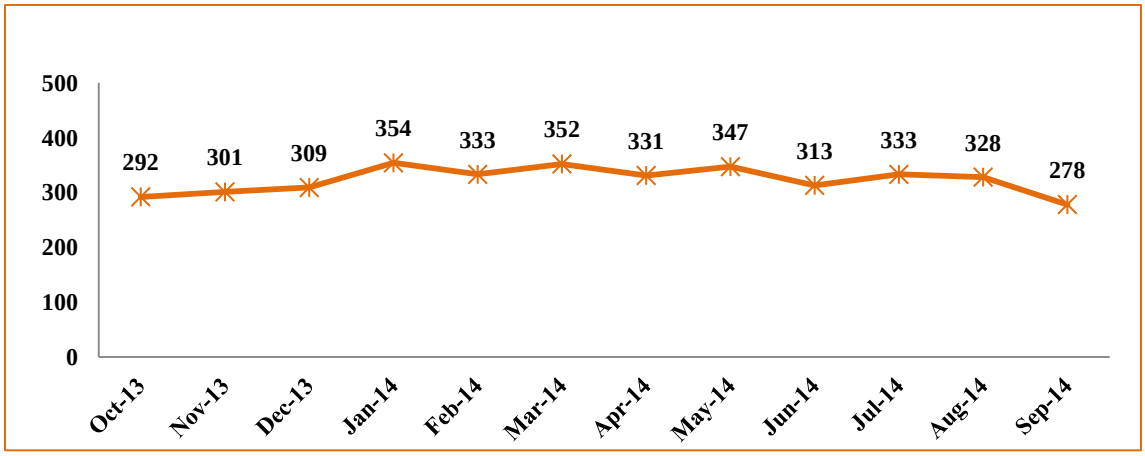

OC Jail Facilities

Existing County Jails

OCSD currently operates five jails: the Intake Release Center (IRC) and four additional housing jails (IRC: 903 bed-capacity; Theo Lacy Facility: 3,442 bed-capacity; Central Men's Jail: 1,433 bed-capacity; Central Women's Jail: 388 bed-capacity; and James A. Musick Facility: 1,322 bed-capacity). The Central Women's Jail, a portion of the Men's Jail, and the north compound of the James A. Musick Facility were previously closed due to a low jail census; however, the increase in the Realignment inmate population required OCSD to open both housing areas to accommodate the myriad of housing and classification challenges that followed. The overall jail population varies from day to day and spikes on weekends/holidays. OCSD jails, on average, are at 92% capacity. Considering separation issues and jail beds unavailable due to cyclical renovation or repair, the number of available usable beds are often less than three percent.

OC Facilities (92% average capacity)	Existing Bed-Capacity
Intake Release Center	**903**
Theo Lacy	**3,442**
Central Men's Jail	**1,433**
Central Women's Jail	**388**
James A. Musick Facility	**1,322** (+824 beds future expansion) = ***2,146***

Jail Expansion

In 2012, the State, by way of AB 900, created a competitive grant source for expansion and/or construction of new jail facilities. OCSD was awarded a $100 million grant via AB 900 and is currently in the design phase of a 512 bed expansion project at the James A. Musick Facility (Musick Facility). OCSD also applied for another $80 million grant via SB 1022 for an additional expansion to the Musick Facility as part of a rehabilitation program which would add an additional 312 beds. OCSD was recently awarded that grant and will merge the two projects into a modern rehabilitation facility. Furthermore, OCSD anticipates a grant opportunity by way of SB 863 for up to $80 million. If awarded, the grant funding would be used to upgrade and remodel existing medical and mental health housing units in the Intake and Release Center in Santa Ana.

Financial Resources

With the opening of the Central Women's Jail, all areas of the Central Men's Jail, and the north compound at the James A. Musick Facility, as well as the human resources dedicated to serving the needs of the Realignment population, OCSD has dedicated a significant portion of its resources to maintaining public safety. Medical services, education and treatment programs, post-custody programs, and alternatives to custody programs are still evolving and will take several years to take hold. Additionally, the construction of new facilities has not yet broken ground and it is anticipated that the earliest inmates will be able to occupy them in late 2018, at the earliest. Although Proposition 30, passed in 2012, ensures dedicated funding of Realignment, inmate program and treatment costs has and may continue to exceed that funding.

Alternatives to Incarceration

As Realignment reached its third anniversary, the focus of OCSD has transitioned to adapting personnel and resources to the new paradigm, creating systems of inter-agency operability, developing record-keeping systems, and managing an increasingly complicated and diverse inmate population. As a member of the OCCCP and the Orange County Re-Entry Partnership (OCREP), OCSD is committed to finding alternative solutions to the incarceration and recidivism of inmates, including but not limited to the following:

Community Work Program (CWP)

Over the past three years, OCSD has used a combination of methods to manage the increase in inmate population. The most notable change is the expansion of inmates assigned to the CWP. The CWP is an alternative to incarceration that allows sentenced offenders to serve their time by working on municipal work crews often providing janitorial or landscaping services at county buildings and parks. The offender is allowed to live at home but must report to a predetermined worksite location as part of a crew. Every workday completed is considered two days of service towards the offender's sentence. Failure to follow the stringent rules (curfew, avoiding substance abuse, etc.) will result in a return to custody where he/she will serve the remainder of his/her sentence. OCSD screens inmates for suitability and has the discretion to add or remove the offender from the program at any time. To manage the increased number of inmates assigned to CWP, OCSD expanded the CWP Compliance Team which now includes 13 deputies and three Sheriff's Special Officers (SSOs) who conduct welfare and compliance checks on inmates serving time in the CWP. This includes work site and home inspection checks.

Electronic Monitoring Program (EMP)

In March 2013, OCSD established an EMP as authorized by Penal Code Section 1203.017. The EMP is an alternative to incarceration where carefully screened misdemeanor offenders are placed on home confinement in lieu of serving time in jail. Offenders are monitored 24 hours a day, seven days a week by an ankle bracelet GPS system and must agree to unannounced home inspections. Offenders are credited time served in the same manner as inmates who serve their time in the County Jail. Offenders who violate the terms of the program are subject to arrest without warrant and returned to custody to serve the remainder of their sentence. Offenders who abscond from the program may be prosecuted and face a potential sentence of up to an additional six months in jail. Since the inception of the OCSD EMP in March 2013, a total of 2,547 inmates have been placed into the program with only 12 absconders (less than half of one percent), all of whom were captured and quickly returned to custody. To help ensure public safety, the CWP Compliance Team conducts EMP compliance checks as well. OCSD will continue to maximize the EMP Program but always in the context of observing OCSD's stated mission priority of maintaining public safety.

Alternatives to Incarceration Cont'd

OCSD Transition from Jail to Community (TJC)

In August 2013, OCSD instituted a Transition from Jail to Community (TJC) pilot program dubbed "Lasting Change". Inmates are screened at intake and those who are highly likely to recidivate are identified. If they agree to take part in the Lasting Change program they are evaluated through a risk/needs assessment through which their criminogenic needs are identified and treatment rehabilitation protocols developed. Inmates in the program are housed together in a "therapeutic community" and attend classes and therapy in group and individual settings. Towards the end of the program inmates begin discharge planning where counselors provide employment, housing, education, and continuing treatment opportunities. Inmates are linked with those resources upon release. After one year, the program shows promising results (roughly 89% of Lasting Change participants have stayed out of jail).

The chart below illustrates the one-year trend of those placed on alternative custody or have returned to custody.

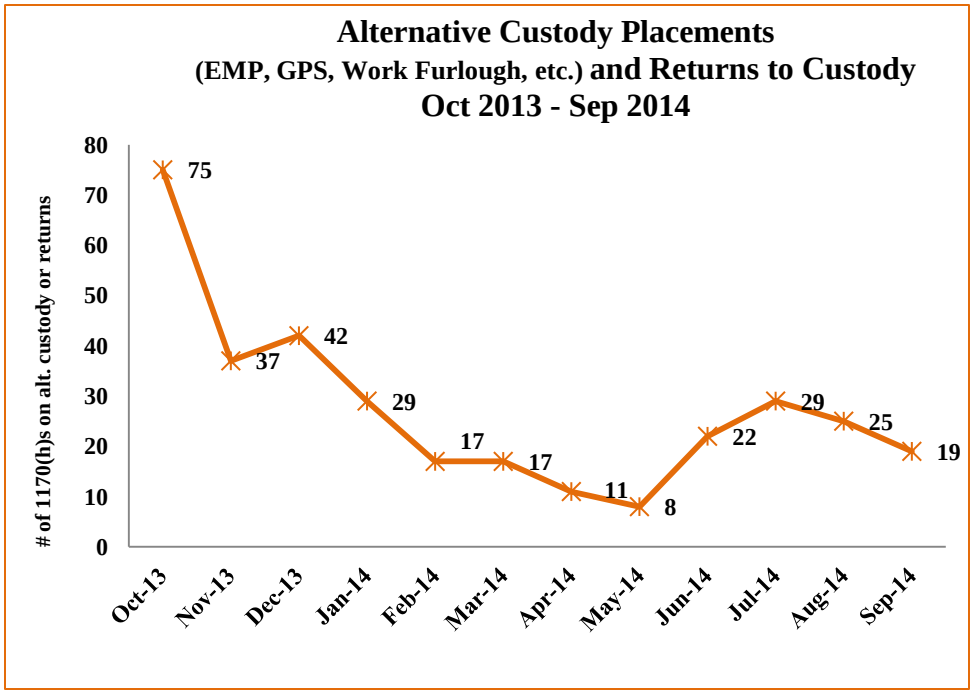

IX. Local Law Enforcement

Realignment is having an impact on local law enforcement. The number of offenders released back into communities for county supervision is higher than initially projected by the State. As all service providers attempt to implement programs and supervision services to this population, local law enforcement is having increased contacts with the population that reoffends. Additionally, new sentencing guidelines are now causing convicted offenders to be released into communities for county supervision and services rather than being sent to state prison. Funds were allocated by the Orange County Community Corrections Partnership and the Board of Supervisors to each local law enforcement agency based on their active Postrelease Community Supervision population. Local law enforcement may access these funds by performing functions and duties as described in the Memorandum of Understanding adopted by the Board of Supervisors.

Local law enforcement will continue to collaborate with and support OC Probation. Local law enforcement will participate in probation compliance checks and those agencies housing probation officers will provide office space and resources to assist the probation department in supervising this population. Representatives from local law enforcement will participate in regularly scheduled meetings involving all stakeholders in the county Realignment plan in order to facilitate ideas and implement the most effective methods in achieving the best outcomes to ensure public safety.

X. Superior Court

Revocation of Community Supervision, Mandatory Supervision and Parole

Consistent with Realignment the Court has assumed responsibility for Postrelease Community Supervision, Mandatory Supervision and parole revocation hearings. Pursuant to California Rules of Court 4.541 and upon receipt of a petition for revocation of supervision form the supervising agency, or a request for warrant, the Court will accept and file the matter for action. The Court will prescribe the hearing dates and times within the required time frames, unless time is waived or the Court finds good cause to continue the matter. The Court will provide a hearing officer, courtroom facility, interpreter services and the means to produce a record. The Court will comply with reporting requirements to local and state agencies as defined.

XI. District Attorney (OCDA)

Beginning with the implementation of Realignment, the OCDA has prosecuted Postrelease Community Supervision (PCS) violators as well as Mandatory Supervision (MS) violators. On July 1, 2013, that responsibility expanded to include parole violators. In addition to staff time to prepare for and support the overall program implementation, the District Attorney's Office designated multiple Deputy District Attorneys (DAs) with specific responsibilities to prosecute these defendants. The number of individuals released under Realignment continues to grow. This growth is coupled with changes to the law resulting in additional workload challenges to the OCDA.

On July 1, 2012, SB 1023 became law and amended Realignment. This new law was intended to promote uniform revocation procedures relating to MS and PCS. The new law revised Penal Code Sections 1170, 1202.2, 3455, and 3000.08 by extending the probation revocation procedures found in PC 1203.2 to mandatory supervision, under Section 1170(h)(5)(B) and PCS, under Section 3455. This legislation was also intended to provide procedural due process protections held to apply in probation revocations to MS and PCS violators.

Since 2012, there has been sustained growth in the workload for the District Attorney's Office. One of the most time-consuming took place beginning July 1, 2013, when parole revocation hearings became the responsibility of the OCDA. Until this point in time, the California Department of Corrections and Rehabilitation (CDCR) handled these proceedings. These offenders include parolees who have previously been convicted of violent felonies; serious felonies; high-risk sex offenses; discharged mentally disordered sex offenders, and repeat offenders that fall under the three-strikes statute.

PCS/MS Petitions and Proceedings

PCS and MS Petitions

The District Attorney's Office has faced a significant growth in its caseload as a direct result of Realignment. When Realignment went into effect on October 1, 2011, the District Attorney's Office prosecuted only 24 petitions of PCS violations for the two months remaining in the year. In 2012, 976 petitions for PCS and MS violations were filed.[1] The number of filed petitions continued to grow in 2013. In the first nine months of 2014, there were over 1,600 petitions prosecuted between PCS and MS violators. Specifically, the District Attorney's Office filed 759 PCS petitions and 923 MS petitions (PCS 45%; MS 55%). As of October 1, 2014, some 300 MS violators are on warrant.

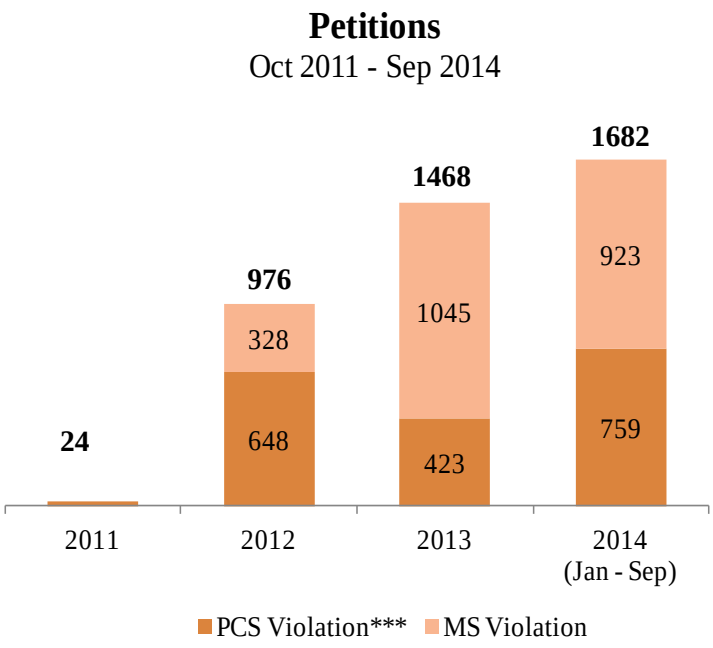

PCS and MS Court Proceedings

In addition to the increased number of petitions prosecuted, the number of court proceedings has increased dramatically. These court proceedings are handled not only by the DA team created for Realignment, additional prosecutors at court locations all over Orange County are required to attend MS violator proceedings. In 2012 the District Attorney's Office attended over 1,500 PCS and MS violator proceedings. Those numbers increased to almost 4,900 proceedings in 2013. In the first nine months of 2014, the District Attorney's Office has attended 2,924 MS violator proceedings and 1,748 PCS proceedings (MS 62%; PCS 38%). The projections for 2014 are over 6,000 MS and PCS proceedings.

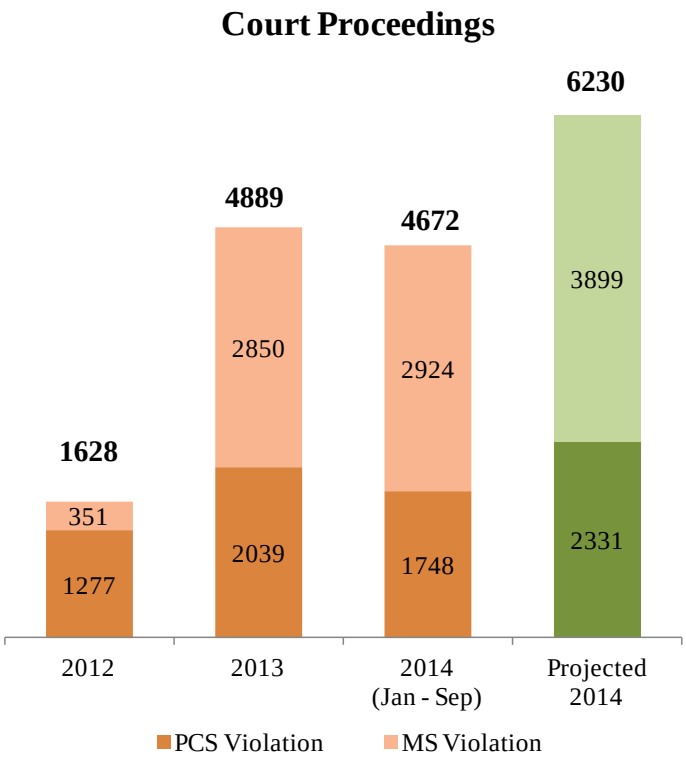

[1]There remains a data entry backlog for PCS petitions dating back to 2012. The OCDA continues to work through the backlog for historical purposes.

Recent Developments

Parole Violator Workload

The July 1, 2013 shifting of this responsibility from the CDCR to the OCDA's Office added a significant workload and further strains limited prosecution resources. The District Attorney's Office has responded to just over 2,000 new court and/or administrative proceedings that have taken place July 1, 2013 through September 30, 2014.

OCDA PAROLE-RELATED WORKLOAD (January – September 2014)	
Parole Petitions	**590**
Parole Petitions Calendared in Court	**1082**

The OCDA's Office will continue to monitor the prosecution workload required to implement Realignment and participate in the OCCCP, to ensure the People are adequately represented in these matters. If the volume persists, additional prosecution resources will be required.

XII. Probation (OC Probation)

Types of Supervision

With the implementation of Realignment, the Orange County Probation Department (OC Probation) became responsible for supervising two additional categories of offenders beyond those under formal probation: 1) Postrelease Community Supervision (PCS) and 2) Mandatory Supervision (MS). Offenders granted probation by the Court are those individuals with a prison sentence that is suspended as long as the offender consistently follows the terms and conditions for the duration of time under supervision. As of September 30, 2014, there are approximately 11,800 adults under active formal probation supervision.

Postrelease Community Supervision (PCS)

In order to manage this historic change in the criminal justice system, OC Probation created a specialized division with responsibility for intensive supervision of the PCS population. A total of 4,161 people have been released from prison with a PCS status. As of September 30, 2014, 1,758 are under active supervision. An additional 1,910 have been discharged from PCS supervision and 493 individuals are out on active warrant status. OC Probation gives PCS clients a guide that provides information on how to successfully complete community supervision (See, *"Guidelines to Successful Completion of Postrelease Community Supervision" in appendix).*

OC Probation's PCS Population (Oct. 1, 2011- Sept 30, 2014)	
Released to PCS	**4,161**
Actively Supervised (as of Sept. 30, 2014)	**1,758**
Discharges	**1,910**
Active Warrants	**493**

Mandatory Supervision

OC Probation's MS Population (Oct. 1, 2011- Sept 30, 2014)	
Sentenced to MS	**2,389**
Actively Supervised (as of Sept. 30, 2014)	**837**
Termed or Discharged	**984**
Still in Custody	**260**
Active Warrants	**308**

Since the implementation of Realignment, 2,389 individuals have been sentenced to MS. Prior to Realignment, this population would have been sentenced to state prison commitments but now completes a period of local incarceration and a period of community supervision. These clients receive supervision services that closely resemble those clients placed on formal probation. Using their risk scores, the appropriate level of supervision is determined, appropriate referrals are dispensed, and supervision starts for a defined period of time, based on their MS sentence. Violations of MS are handled like probation violations, in that they are returned to court for a formal hearing and disposition. As of September 30, 2014, 837 are actively supervised (excluding 308 offenders who are out on warrants) and 260 are still in custody. The remaining 984 have been terminated or discharged from supervision.

Projections vs. Actual Releases

Projected PCS Releases for Orange County

The California Department of Corrections and Rehabilitation (CDCR) provided estimates of PCS releases at the county level through December 2013. However, CDCR began the process of modernizing their population projections methodology and provided only State-level estimates through June 2015. To assist counties with local planning, the Chief Probation Officers of California (CPOC) developed county-by-county monthly estimates through June 2015 based on CDCR State-level estimates and each county's Fiscal Year (FY) 2012-13 portion of PCS releases.

The actual PCS releases are 23% higher when compared with the CDCR/CPOC projections for October 2013 through September 2014.

CDCR/CPOC Projected Releases of PCS, Orange County			
Month	**CDCR/CPOC Projections**	**Actual Releases**	**% Gain/Loss Over Projections**
October 2013	76	83	9.2%
November 2013	60	78	30.0%
December 2013	60	80	33.3%
January 2014	65	77	18.5%
February 2014	66	70	6.1%
March 2014	71	73	2.8%
April 2014	68	105	54.4%
May 2014	69	90	30.4%
June 2014	69	91	31.9%
July 2014	70	92	31.4%
August 2014	72	75	4.2%
September 2014	72	92	27.8%
Total	**818**	**1006**	**23.0%**

OC Probation Client Demographics

OC Probation actively serves individuals on Probation, PCS and MS. Among offenders in these categories, there are differences and commonalities worth noting. At 90%, PCS has the highest number of individuals who are 24 years or older, while MS has 86% and Probation has 73% within this age category. Within all three categories of actively supervised clients, the average age is early to mid-thirties (32-37 years old).

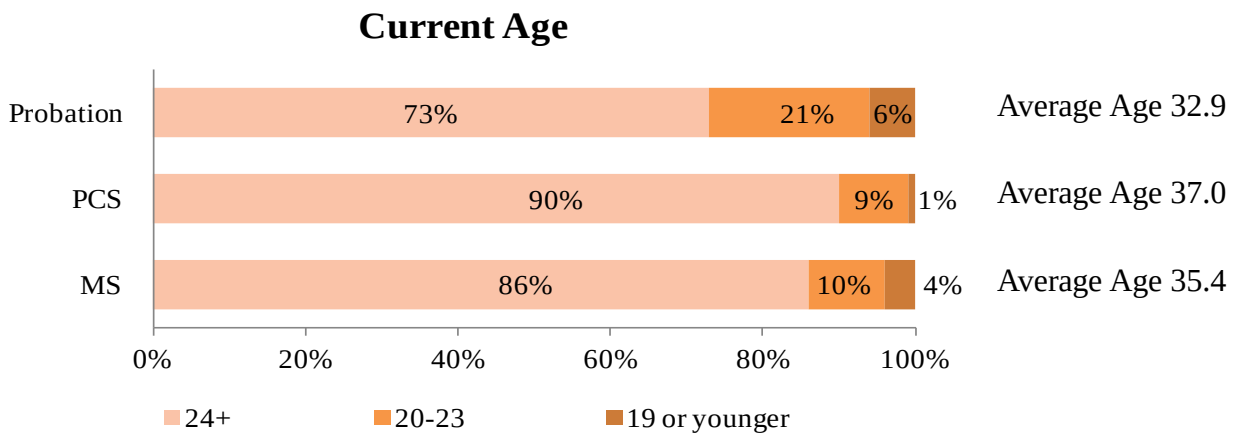

*Current Age is the age of the person at the time their initial risk assessment was completed.

Over three-quarters in each supervision category (Probation 76%; PCS 89%; MS 76%) are male. Nearly nine in ten actively supervised individuals are identified as either White or Hispanic and in each group, clients that are White make up the majority (between 44% and 53%).

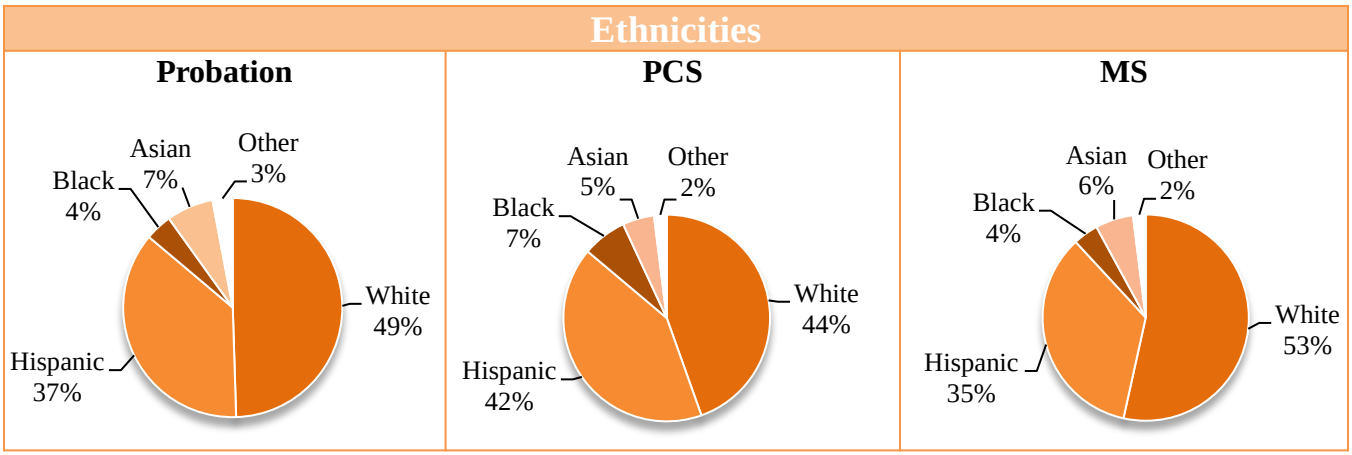

OC Probation Risk/Needs Assessment

Assessments

OC Probation has utilized a validated risk/needs assessment instrument since the mid-1980s. This instrument has been the foundation for implementing evidence-based practices known to reduce recidivism. The tool enables OC Probation to allocate resources effectively and efficiently by dividing the population into groups by their probability of reoffending.

In the fall of 2011, the Council of State Governments (CSG), based in Austin, Texas, completed a revalidation of the Orange County, California Probation Department's Adult Risk/Needs Initial Risk Assessment Instrument.[1] CSG recommended modifications to the risk items (deletions, additions, and re-weighting), to improve the predictive ability (of recidivism) of the instrument. In December 2012, OC Probation implemented the changes recommended by CSG.

In practice, the Deputy Probation Officer (DPO) completes a risk/needs assessment on every client on their caseload and develops a case plan addressing "criminogenic needs"- dynamic factors that are strongly correlated with crime risk.[2] The risk/needs assessment determines the level of supervision that is necessary and identifies the type of evidence-based treatment and services that are needed to be successful on supervision (reducing the risk of reoffending and increasing pro-social functioning and self-sufficiency). Typically, the DPO conducts a reassessment every six months and updates the supervisory case plan based on any changes in risk level and in needs for services.

Active Supervision: Risk Classication

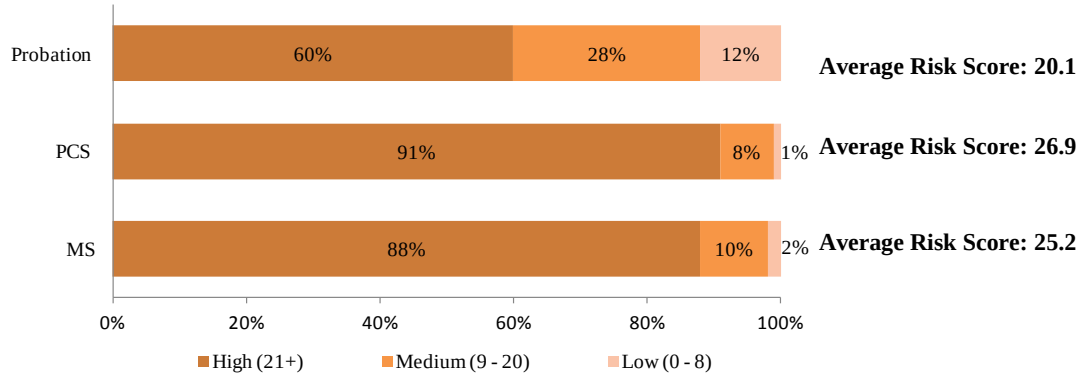

As of September 30, 2014, between Probation, PCS and MS, the majority of individuals are classified as high risk. While 60% of individuals on probation are assessed as high risk, over 91% of PCS and 88% of MS offenders are determined to be high risk. The DPOs make resource referrals to services in the community including housing, education and employment based on information gathered during this assessment and meetings with the individual. Many offenders are referred to the OC Health Care Agency (HCA) for drug/alcohol or mental health assessments and treatment.

[1]Eisenberg, M., Fabelo, T. &Tyler, J. (2011). Validation of the Orange County California Probation Department Risk Assessment Instrument: Final Report. *The Council of State Governments Justice Center* (Full report: http://csgjusticecenter.org/wp-content/uploads/2013/03/orange-county-final-report-111811.pdf)

[2]Latessa, E., Lowenkamp, C. (2005). What are Criminogenic Needs and Why are they Important? *Community Corrections: Research and Best Practices.* 1-2. http://ojj.la.gov/ojj/files/What_Are_Criminogenic_Needs.pdf

Risk/Needs Assessment Cont'd

One of the risk factors that contributes to calculating an offender's future risk is their substance use behavior. A large majority (MS 92%; PCS 89%; Probation 83%) of actively supervised individuals engage in drug use that is considered to be occasional or frequent abuse that causes some or a serious disruption in their functioning. For this reason, OC Probation works closely with HCA to link individuals to drug treatment services whether residential or outpatient treatment.

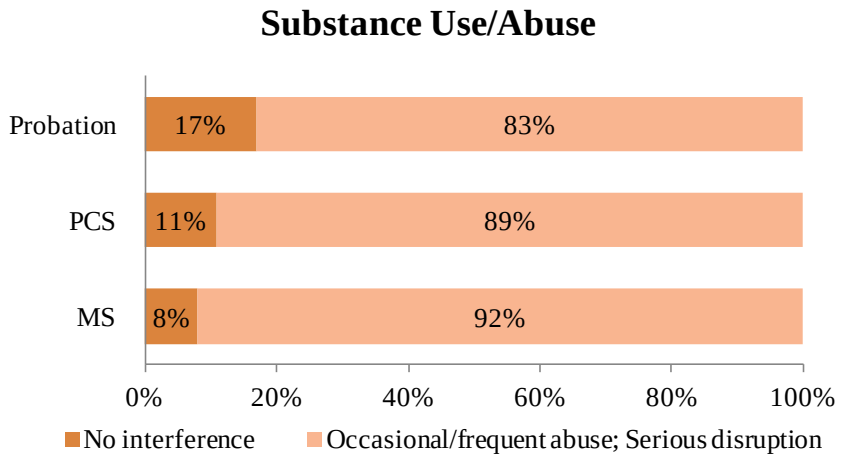

Employment is another factor that most researchers agree reduces the likelihood to reoffend and not only does employment provide a legitimate source of income, but it offers structure and responsibility.[3,4] Among PCS and MS population, over nine in ten have only held employment for five months or less during the 12 months preceding their assessment.

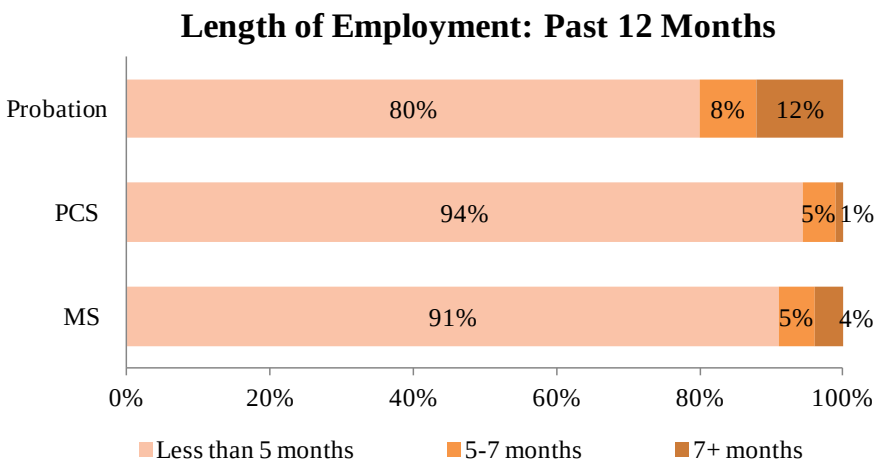

[3]Visher, C., Debus, S. &Yahner, J. (2008). Employment after Prison: A Longitudinal Study of Releasees in Three States. *Urban Institute: Justice Policy Center*. 1-9.
[4]Kurlychek, M., Brame, R. & Bushway, S. (2006). Scarlet Letters and Recidivism: Does an Old Criminal Record Predict Future Offending? *Criminology & Public Policy*, 5, 483-504

Risk/Needs Assessment Cont'd

The two factors that carry the highest correlation with risk of subsequent new law violations are 1) prior probation violations—adult or juvenile and 2) drug usage problems in the past 12 months.[5] All PCS offenders are currently under supervision for a felony offense and the vast majority have previously been under supervision and violated terms of that supervision. Of the felony offenses that result in probation supervision, drug-related offenses make up 43% of those on active supervision.

Of those under active supervision, PCS and MS clients have the lowest percentage of person-related Realignment offenses such as assault or robbery, with 14% and nine percent respectively, however, both groups have a greater percentage of property offenses (such as burglary or theft: PCS 27%; MS 29%).



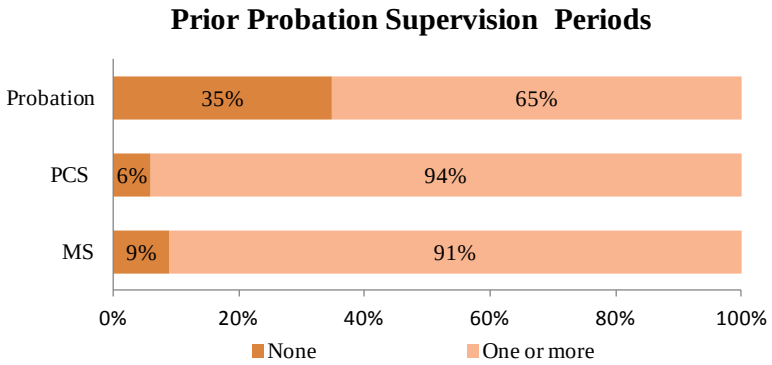

Over nine in 10 PCS and MS individuals have had one or more prior periods of probation supervision.

A similar percentage in both of these groups had one or more prior probation violations (PCS 95%; MS 89%) as compared to those under active supervision that are not part of Realignment.

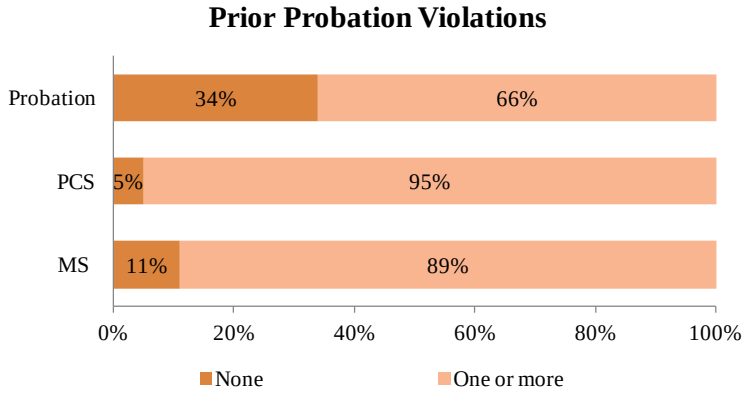

[5]Eisenberg, M., Fabelo, T. &Tyler, J. (2011). Validation of the Orange County California Probation Department Risk Assessment Instrument: Final Report. *The Council of State Governments Justice Center* (Full report: http://csgjusticecenter.org/wp-content/uploads/2013/03/orange-county-final-report-111811.pdf

Risk/Needs Assessment Cont'd/ Victim Restitution

Age at first conviction is a risk factor that is highly correlated with subsequent law violations[1]. The younger the person at first conviction or juvenile adjudication, the more likely he or she is to reoffend. PCS had the highest proportion of offenders convicted at 19 years or younger. It is not surprising that they also have the highest total risk scores.

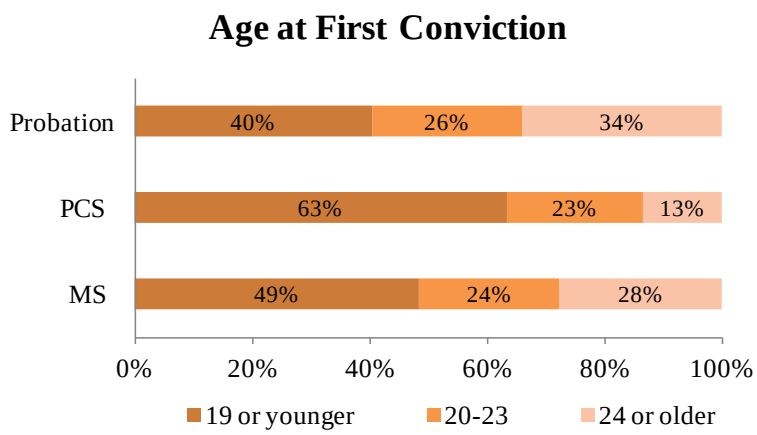

Not only have most of the PCS and MS offenders had prior probation violations, but most have had prior felony convictions and many have two or more prior felonies on their record. Both the PCS and MS offenders make up a far greater percentage of those under active supervision that have had two or more prior felonies (PCS 90%; MS 78%; Probation 36%) than individuals on traditional probation.

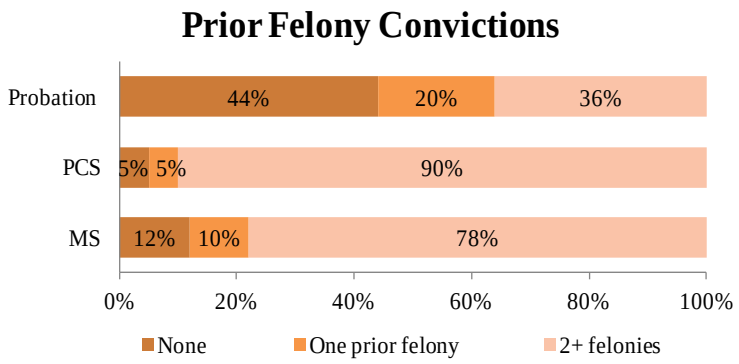

Taking into account those that have one or more prior felony convictions, 95% of PCS offenders have had at least one prior felony. This number is lower for MS offenders (88%) and just over half (56%) for those on traditional probation.

Since criminal history is commonly used as part of a validated and reliable risk/needs assessment tool to predict future criminal behaviors, the inclusion of this information in OC Probation's risk assessment is key in the prediction of offenders' overall risk of reoffending.

Victim Restitution

Senate Bill 1210, which became effective in January 2013, addresses a previous concern related to victim restitution by collecting fines that support the victim restitution fund for the Realignment offender population. This bill authorizes a local Board of Supervisors to designate an agency for collection of these obligations. It also authorizes the deduction of a percentage of money from inmate accounts as part of this process. In December 2013, OC Probation was designated by the Orange County Board of Supervisors as the lead agency to collect restitution. The collection of prior financial obligations owed by the PCS offenders remains with the State of California.

[1]Eisenberg, M., Fabelo, T. &Tyler, J. (2011). Validation of the Orange County California Probation Department Risk Assessment Instrument: Final Report. *The Council of State Governments Justice Center* (Full report: http://csgjusticecenter.org/wp-content/uploads/2013/03/orange-county-final-report-111811.pdf)

Flash Incarcerations and Re-entry

Flash Incarcerations

Flash Incarcerations are a tool unique to the PCS population. Flash incarceration allows a DPO to arrest a PCS offender for a violation of supervision terms and place him/her in jail. The amount of time to be served (a maximum of 10 days) is determined by the DPO. When flash incarceration is deemed an appropriate sanction, the DPO notifies the Supervising Probation Officer (SPO) with an arrest detainer requesting approval of flash incarceration through the Integrated Case Management System (ICMS). The detention period is intended to deliver a sanction that minimizes impact on the client's success in the community related to employment or family dynamics. From the inception of Realignment through September 30, 2014, there have been 1,735 people on PCS supervision that have received at least one flash incarceration and some individuals with two or more flash incarcerations totaling 3,718 flash incarcerations in Orange County.

Distribution of Flash Incarcerations (Oct. 1, 2011- Sept. 30, 2014)

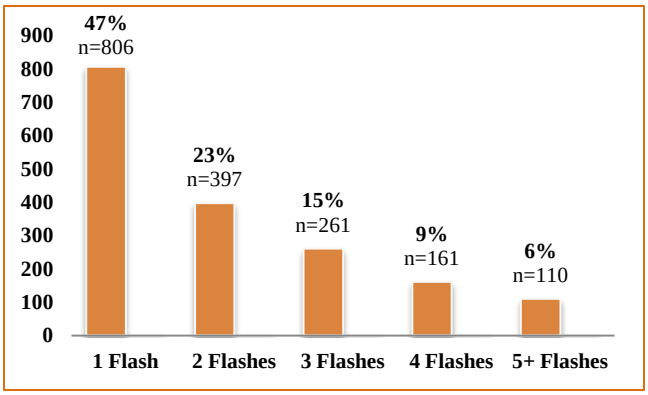

Flash Incarceration Reasons by Individual (n=1,735)

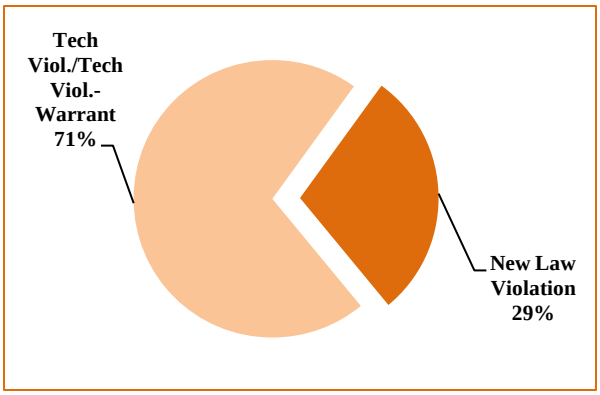

Re-entry Team

OC Probation's re-entry team is comprised of a DPO and a collaborative HCA caseworker who work together to identify offenders recently placed on Probation and MS as well as those serving custody commitments due to violations of supervision under any of the supervision categories: Probation, MS, and/or PCS. Together, the DPO and HCA caseworker identify and meet with PCS and MS offenders individually and refer them to residential and outpatient treatment, Adult Day Reporting Center (DRC), or mental health services and facilitate the process to connect offenders to necessary services. These services prepare the offender for successful community re-entry and increase offender accountability, rehabilitation and public safety. The Re-entry Unit team routinely coordinates with Orange County Sheriff's Department Inmate Services and Sheriff Deputies' re-entry services directly to reach inmates currently in jail serving custody commitments. One example of the team's outreach efforts is the "Probation 101" class where offenders, while in custody, are given an overview of types of supervision and what they can expect while under supervision upon their release. The class covers treatment and program options as well as how to succeed while under supervision. Inmates are also given an opportunity to ask questions. The goal of the class is to provide information that may help alleviate fear, tension, and frustration prior to release and before the first meeting with their assigned DPO.

C.O.R.E.: Re-entry and Education

Center for Opportunity Re-entry and Education (CORE)

OC Probation, in collaboration with the Orange County Department of Education (OCDE), established a highly structured adult educational program to safely reduce recidivism and reliance on incarceration. This program is located at 2823 S. Bristol Street in Santa Ana and is administered by OCDE using educational funding streams based on Average Daily Attendance (ADA).

OC Probation assigns DPOs to support the program. In addition to teaching staff, DPO's assigned to the program provide on-site offender supervision and casework services. CORE includes additional collaborative partners such as the Public Defender and other community-based organizations. The program primarily targets adult offenders under formal probation supervision. In addition, Realignment offenders (MS and PCS) who meet program criteria are also eligible to attend.

CORE is an education-based model set in a traditional classroom setting. Offenders are required to attend Monday through Friday and are afforded the opportunity to earn a high school diploma or General Education Development (GED) certificate. In addition, attendees participate in cognitive behavioral programming ("Thinking for a Change") and life skills. There are also training opportunities to prepare participants to enter the workforce and search for employment. Substance abuse education is also offered for targeted offenders.

ADA ranges from 20-25 participants. CORE has processed over 464 referrals since April 2010. The overall success rate is 66.4% which includes offenders attending CORE short-term as a graduated sanction for 30 days as well as offenders who continue in the program long-term and obtain either a GED or High School Diploma.

CORE Program Exits
April 2010 - September 2014

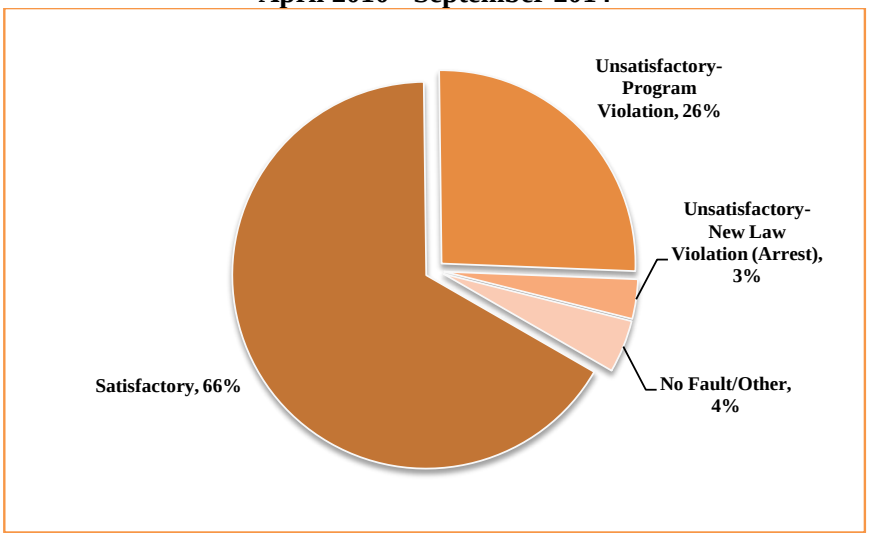

Adult Day Reporting Center (DRC)

DRC is administered by OC Probation. Located at 901 W. Civic Center Drive, Suite 100 Santa Ana, CA, the DRC is a statutorily- and research-supported alternative to custody that relieves pressure on the Orange County Jail population by providing services to offenders that are under community supervision. The goal of the DRC is to protect the public by providing offenders with a combination of intensive treatment and programming, on-site supervision, and immediate reporting of behavior to assigned DPOs. The DRC currently provides services to Realigned offenders (both PCS and MS) and is paid for by State and County Realignment funds. A majority of these individuals have lengthy criminal arrest records including prior prison terms and have been identified and assessed as "high-risk" to reoffend. Orange County contracts with BI Incorporated, a GEO Group Company ("BI Inc." http://bi.com/) to operate the DRC, which opened at the end of July in 2012 as part of the overall Orange County Public Safety Realignment and Postrelease Community Supervision Implementation Plan. The current contract for the DRC went into effect June 1, 2014 and is renewable annually for an additional four years expiring May 31, 2019. In addition, OC Probation is actively working with GEO/BI Inc. to explore the possibility of providing DRC services to non-Realigned adult offenders.

Used as a graduated response or sanction to overall supervision as well as a general programming option, the DRC is a structured and individually tailored program. It is a multi-phase program where offenders progress through three levels of treatment and supervision and an "Aftercare" phase based on their individual behavioral improvements as monitored and measured through group attendance and participation, drug and alcohol abstinence, verifiable employment and/or income, stable housing, and compliance with probation terms and conditions. The DRC utilizes a variety of evidence-based practices including Motivational Interviewing and the Moral Reconation Therapy (i.e., cognitive behavior therapy) in order to change existing behavior.

In order to help foster success with offenders, the DRC establishes and maintains connections with local employment, housing, drug and mental health treatment agencies and providers. The DRC promotes the use of a computer lab which uses a browser based application that assists offenders in seeking existing community resources. Further, the DRC hosts a Community Connections forum which meets regularly where local providers present information about various services that are available. This also includes a question and answer period and opportunities for offenders to speak with program providers individually. The DRC formally works with collaborative partners that address a range of client's needs such as the Health Care Agency, Orange County Public Defender's Office, Orange County Human Relations Commission, and other relevant community-based organizations as part of their program.

DRC Cont'd

All DRC participants receive services based on their assessed risk/needs and are held accountable for their behaviors through specific measures provided by the DRC as noted below:

Services	Testing/Accountability Measures
Development of a Behavior Change Plan	Orientation & Intake Assessment using (LSI Risk Assessment)
Life skills & Cognitive Behavioral Therapy (Moral Reconation Therapy, (*See Description of MRT:* http://www.nrepp.samhsa.gov/Viewintervention.aspx?id=34)	Daily attendance, participation in group sessions, progress reports & communication with assigned DPO
Substance Abuse Counseling	On-site random alcohol & drug testing, individual and group sessions, progress reports & communication with assigned DPO
Anger Management Counseling	Group sessions, attendance, periodic evaluation and communication with assigned DPO
Parenting & Family Skills Training	Group sessions, attendance, periodic evaluation and communication with assigned DPO
Job Readiness & Employment Assistance	Assistance with job preparation and placement monitored by Education & Employment Coordinator
Education Services	Access to educational computer lab, assistance and monitoring by Education & Employment Coordinator
Community Connections	Getting Connected computer application, attendance at Community Connections meetings monitored by case manager & communication with assigned DPO
Restorative Justice Honors Group	Participation and attendance monitored by coordinator & certificate of completion
Reintegration & Aftercare	Aftercare case plan, weekly check-ins and monthly Aftercare group sessions

GEO/BI and OC Probation staff routinely collaborate and communicate regarding offender progress. Offenders who complete the full program are encouraged to attend "Aftercare." A case plan is developed to assist them with their reintegration into the community. This includes weekly "check-ins" as needed, Aftercare group sessions held monthly, and participation in a formal graduation ceremony held several times a year. An individual will receive an increase in supervision that may include additional classes, increased reporting, increased treatment, or possibly a custodial sanction as determined by the assigned DPO if the individual fails to comply with DRC rules and programming requirements.

The Orange County Human Relations Commission currently partners with the Probation Department and BI Inc. to provide a Restorative Justice Honors Program for specific offenders attending the DRC. This group meets weekly, in addition to the regular DRC requirements, for approximately 10 weeks. During group sessions, offenders meet with the Restorative Justice Coordinator who covers concepts such as the needs of the offender, victim, and the community and the obligations involved in repairing the harm done by their crime. This group provides and promotes on-going peer support.

DRC (Findings Since Inception)

Between July 30, 2012 and September 30, 2014, the DRC processed a total of 690 referred clients, 624 of whom had exited the program as of September 30. Nineteen percent of the 624 discharged clients exited with a status of "Satisfactory." This status includes clients who have completed the full DRC program or have exited early under satisfactory conditions. Another 23% of clients exited with an "Other/Neutral" status generally due to issues that the DRC was not designed to handle such as clients with severe substance abuse issues in need of additional outpatient or residential treatment services or clients requiring more comprehensive medical or mental health treatment. The remaining 58% of clients were discharged with an "Incomplete/Unsatisfactory" status for reasons ranging from violations of their probation terms to clients that had poor attendance or who had stopped attending entirely. According to the research literature, a drop-out/failure rate at this level (e.g. 50%) is not atypical for DRC programs.[1]

Both the "Satisfactory" and "Other/Neutral" discharge groups offer cost-savings potential for Orange County. Prior to the DRC implementation, many of these individuals would likely have spent significant time in custody. Instead, the DRC was able to provide these clients with the necessary treatment and programming services, or in some instances, identify their need for more intensive services, while they remained in the community. It is also important to note that if identified as appropriate by the DPO and GEO/BI staff, any discharged client may re-enter the DRC at a future time.

A key measure of the DRC impact is clients' recidivism, defined in this context as any violation after DRC discharge leading to a new conviction (both felony and misdemeanor). Preliminary results based on a three-month and six-month follow-up of clients discharged for any reason during the first year (through June 30, 2013) revealed that the vast majority had no violations resulting in a new conviction. (The full "Day Reporting Center Status Report" can be found at http://ocgov.com/gov/probation/prcs.) While these early findings are promising, a more in-depth follow-up of clients discharged during the first two years is currently being planned.

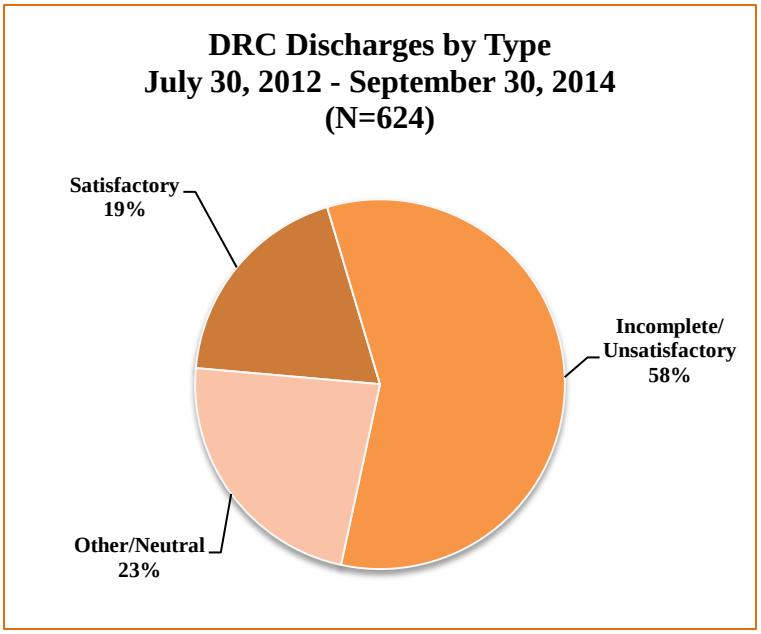

[1] Craddock, A. (2009) Day Reporting Center Completion: Comparison of individual and Multilevel Models. Crime & Delinquency 105-133.

XIII. Public Defender (OCPD)

Public Defender's Office Workload

Realignment has been described as one of the most significant changes to California corrections in decades. Effective October 2011, OCPD became responsible for representing a new class of clients: Postrelease Community Supervision (PCS) and Mandatory Supervision (MS). On July 1, 2013, the OCPD also began representing persons facing revocations of parole.

Staffing

As a result of this increased workload, three attorneys, two resource paralegals, and a staff specialist were assigned to the Realignment team. In addition, a Writs and Appeals attorney was assigned to assist with the substantive legal issues created by the provisions in the new law.

Legal Issues and Challenges to Realignment

As noted above, Realignment brought about significant statutory changes which presented legal and constitutional issues of first impression. OCPD attorneys have been diligently identifying these issues on behalf of each client and seeking clarification from the Appellate Courts when necessary. During the past year, OCPD has litigated a significant case involving a parolee's due process rights. Litigation on these and other types of legal issues are expected to be ongoing for some time.

Type of Work	Oct-Dec 2013	Jan-Mar 2014	Apr-Jun 2014	Jul-Sep 2014	Total Oct 2013-Sep 2014
PCS cases opened	376	367	411	443	**1597**
MS cases opened	243	285	329	295	**1152**
Parole cases opened	248	207	221	165	**841**
Total Court Appearances (inc. PCS, MS and Parole)	1499	1602	1466	1682	**6249**
Contested hearings	37	16	20	13	**86**

Addressing Client Needs

Addressing PCS, MS and Parole Client Needs

The planning and implementation of Realignment initiated a regular and open dialogue between OCPD and Orange County's public protection partners: OC Probation, Sheriff's Department (OCSD), Health Care Agency (HCA), and the District Attorney's Office (OCDA). Additionally, OCPD works closely with the Division of Adult Parole Operations (DAPO) of the California Department of Corrections and Rehabilitation (CDCR) in order to understand and meet the unique needs of clients on parole revocation hearings.

Reentry services are provided to Realignment clients by two resource paralegals in the AB109 Unit. OCPD attorneys refer clients to the paralegals when they express a need for reentry services while they are in court. Clients can also be referred by a letter and brochure (see Appendix, p. 79-80) that describes the reentry services available. Finally, paralegals make contact while the client is in custody to conduct a "life interview" and assessment of their needs.

Early assessment of a client's needs is often crucial to a client's success.[1] For example, a client can be placed directly from custody to a residential program. Clients in custody can also get assistance with paperwork for an out-of-county transfer, possibly avoiding a situation where they are released from custody but homeless while the transfer is being processed.

DAPO holds monthly Parole and Community Team (PACT) meetings throughout the State. Recently released parolees are required to attend these meetings where they listen to short presentations from many different community services providers. In 2014, OCPD paralegals have been invited to PACT meetings and the Public Defender's display table has become the most visited by parolees.

Paralegals conduct monthly visits to drug treatment programs attended by MS, PCS, and parole clients and are able to provide on-site services. OCPD has developed significant relationships with programs such as Cooper Fellowship, Unidos, Phoenix House and OC Probation's Day Reporting Center (DRC).

Client needs are unique, varied and many times very basic such as food, shelter, clothing, medical and other health assistance, and access to various (substance abuse) treatment programs. They need assistance in getting proper forms of identification such as a State ID, social security cards, and birth certificates. Clients also have employment and educational resource needs, legal aid and family law issues. OCPD provides referrals to various resources that enable clients to obtain assistance for their needs.

[1] Latessa, E. Lowenkamp, C (2005). What are Criminogenic Needs and Why are they Important? Community Corrections: Research and Best Practices.

Addressing Client Needs Cont'd

The Public Defender's Office has established relationships with various agencies such as the Department of Motor Vehicles, Child Support Services, the Social Services Agency for Medi-Cal, food stamps and General Relief, and the Veterans' Administration and Social Security Administration for disability benefits.

Employment[2] and housing, particularly transitional housing, continues to be one of the biggest needs of the clients to ensure success on supervision. It is difficult for clients on probation or parole to find employment that will allow them to be suitably housed. Consequently, it is easy for a homeless client to be found in violation of their terms of supervision due to their circumstances. It is most difficult to find housing options for Penal Code Section 290 (sex offender) registrants, forcing most to remain homeless.

The Public Defender's Office is committed to supporting the goals of Realignment and playing a key role in the Orange County Community Corrections Partnership. Summarized below are the types of services provided to clients.

Type of Services	Oct-Dec 2013	Jan-Mar 2014	Apr-Jun 2014	Jul-Sep 2014	Total Oct 2013-Sep 2014
Client Jail visits	232	134	186	143	**695**
Client Program visits	67	76	91	77	**311**
Phone Calls (to and from clients)	833	575	768	485	**2661**
Program and Service referrals	250	410	558	524	**1742**
Obtaining Valid Forms of ID (including SSI and Birth Certificates)	127	92	208	222	**649**

[2] Visher, C., Debus, S. & Yahner, J (2008). Employment after Prison: A Longitudinal Study of Releases in Three States. Urban Institute: Justice Policy Center, 1-9.

New Leaf Program

New Leaf Program

The OCPD's New Leaf Program provides relief for those who have worked past their convictions and seek to "clean up" their records, to avoid the barriers that such convictions present to employment, housing, public benefits and other productive citizenry goals. Clients are encouraged to engage in available programs and advised of record expungement processes early on as additional incentive and hope that their success can be realized. Clients are expressing great interest in this opportunity to enhance their final re-entry and reintegration into the community. This work will start to impact the OCPD in the upcoming year. Prior to new legislation, individuals who had served a state prison commitment were not eligible for this relief until seven years following their release. This placed insurmountable barriers to successful re-entry in employment and housing.

On October 13, 2013, the governor signed AB 651 which provides for the possibility of applying for expungement relief after two years following completion of all supervision for individuals sentenced to the county jail per Penal Code section 1170(h)(5)(A) and after one year of completion of all supervision for those sentenced to mandatory supervision pursuant to section 1170(h)(5)(B). As legislative analysis observed, "A felony conviction on a person's record will often create significant barriers to re-entry. Even one conviction for a felony drug possession may prevent a person from finding a job or securing stable housing…With the prevalence of background checks, even a decades-old conviction can be a barrier to employment and housing. AB 651 affords the possibility of a fresh start for those sentenced under the Realignment law – giving people committed to successful re-entry a chance to clean up their record and receive a meaningful second chance."

The OCPD's service in this arena is the final bookend to successful re-entry efforts.

Behavioral Health Treatment Services for Offenders under PCS and MS

The Health Care Agency Behavioral Health Services (BHS) has developed a continuum of treatment services comprised of several programs that are available to offenders who have untreated substance use and/or mental health disorders. These services are provided directly by County staff as well as by community-based providers through contract. Studies show that a majority of offenders released from custody have substance use disorders (SUD) and/or mental health disorders and many of them, commit crimes related to their disorders.[1] The purpose of providing treatment services to offenders released under Realignment is to reduce recidivism and costly re-incarceration by treating SUDs and mental illness. Services are available to all Realigned individuals under supervision in Orange County. Information noted in this section includes both Postrelease Community Supervision (PCS) and Mandatory Supervision (MS) participants, unless otherwise noted.

Substance Use Disorders and Adult Mental Health Services (AMHS)

Referral Process and HCA Resources

Utilizing standardized assessment tools, the BHS assessment team, which is embedded at the OC Probation office, determines individual treatment needs and placement in services. The assessment team facilitates the referral and enrollment of the offender into county and contracted treatment providers. Case management services are available, especially for those who have higher need.

HCA has a well-developed behavioral health system of care to meet the various needs of individuals. For individuals with serious and persistent mental illness (SPMI) and co-occurring disorders, assistance includes emergency services, four adult regional outpatient clinics, Assertive Community Treatment teams (a best practices field based model – proven to be effective with difficult to engage chronically mentally ill individuals), transitional housing also known as “shelter beds”, Full Service Partnerships, and Outpatient Recovery Centers along with various Prevention and Intervention Programs. A HCA psychiatrist is out-stationed at OC Probation and provides medication services on site as needed to those who require immediate assistance but may not meet the eligibility criteria for County mental health services. Two mental health care coordinators who have a dedicated caseload of Realignment clients are located in Santa Ana.

Substance use detoxification and treatment is available to all eligible Realignment clients. Detoxification services include medically supervised and social model detoxification and methadone detoxification services. All Realignment clients participating in detox are encouraged to enroll in treatment upon detoxification. For individuals with SUDs and co-occurring mental health disorders, services include residential and outpatient treatment provided by community

[1]Simpson, DD., (Spring 2004) IBR Research Roundup Retrieved from http://www.ibr.tcu.edu/pubs/newslet/04spring.pdf

treatment providers. Narcotic Replacement Therapy including methadone maintenance is also available to clients. Sober Living, which is housing in a sober environment, is provided to qualified individuals.

All behavioral health treatment providers are encouraged to utilize evidence-based treatment models and practices throughout the continuum of services offered to clients. One widely-accepted evidence-based approach is Cognitive Behavioral Therapy (CBT), which teaches offenders that they are not merely victims of their personal circumstances, but that they are responsible for the choices they make within their circumstances. Research has demonstrated the effectiveness of CBT for reducing recidivism among offenders [2], in that it addresses errors in thinking associated with criminality, such as victim mentality, justification, entitlement, and power orientation.[3] Treatment is designed to encourage offenders to formulate positive life goals and seek permanent positive change.

HCA Assessment Team – Referrals for Treatment

Behavioral health services for Realignment clients started in November 2011. OC Probation and HCA developed a collaborative plan to address behavioral health needs of Realignment clients. This plan included jointly-funded services and ongoing coordination. In October 2013, OC Probation Chief Steve Sentman presented the "Chief's Award for Collaborative Partners" to the HCA Behavioral Health team for effective collaboration with OC Probation.

During most of the first year of implementation of realignment, two HCA assessment staff were co-located in the Santa Ana OC Probation Office. HCA placed one additional staff at the Westminster and Anaheim OC Probation offices in FY 2013-14. Based on need, these four staff may be shifted to provide adequate coverage at one site or the other. All PCS offenders with current or past behavioral health issues are referred by Probation to the HCA assessment team. Assessment staff conduct thorough evaluations on approximately 14 clients per day, while collaborating and coordinating care with Deputy Probation Officers (DPOs), following up on clients, and providing general case management of all PCS/MS clients with a history of mental health and/or substance abuse issues.

[2] Lipsey et al., 2007; Wilson et al., 2000 & Pearson et al. 2002
[3] Yochelson, S., Samenow, S. (1976). The criminal personality. Vol. I: a profile for change. New York: Jason Aronson, Inc.

PCS/MS individuals not in need of specialty mental health services or substance abuse treatment are linked to resources in the community to address identified needs. The cumulative total of Realignment clients referred by OC Probation to HCA Behavioral Health Services from November 2011 through September 2014 is 8,887 PCS/MS. Some of the individuals referred by OC Probation do not get assessed by HCA's assessment team. The assessment team assessed 7,564 or 85% of the total individuals referred during this time period. Many clients are assessed multiple times and given non-behavioral health referrals, hence the difference noted in the table. The table below captures the clients who were referred to the assessment team and then receive admission to treatment and other services from October 2013 through September 2014.

HCA Treatment Assessments and Admissions
October 2013 through September 2014

Assessed	Total	Admissions	Total
Outpatient SUD Tx	1599	Outpatient SUD Tx	1271 (79%)
Residential SUD Tx	1420	Residential SUD Tx	1316 (93%)
Outpatient AMHS	288	Outpatient AMHS	143 (50%)
Sober Living	258	Sober Living	249 (97%)
Social Model Detox	315*	Social Model Detox	237 (75%)
Medical Detox	50*	Medical Detox	27 (54%)
Full Service Partnership (FSP)	25*	Full Service Partnership (FSP)	19 (76%)
Shelter	55*	Shelter	28 (51%)
Methadone Detox	33*	Methadone Detox	27 (82%)
Methadone Maintenance	23*	Methadone Maintenance	18 (78%)
Clients seen by Psychiatrist	261*	Clients seen by Psychiatrist	227 (87%)
Grand Total	**4327**	**Grand Total**	**3562 (82%)**

*Estimated, not tracked from the beginning

Case Management

As systems are developed and implemented to address the many needs of Realignment offenders, navigation through these systems may be difficult for the offender. A case manager who facilitates transition between offenders in-custody and community resources is pivotal in the successful transition of the offender. In 2013, a case manager was added to the team. The behavioral health assessment team makes the referrals and links the client with a case manager. The case manager works closely with clients who have a co-occurring diagnosis but do not qualify for County mental health services and with a psychiatrist while also following-up to help the client access medication. Additionally, the case manager works closely with OC Probation in the jails. In conjunction with the re-entry DPO, the case manager provides an orientation in all the County jails and meets with soon-to-be-released Realignment inmates to discuss OC Probation expectations and treatment services available upon release.

The case manager works with clients to assist them in all transition periods. This includes release from prison or jail, detox to treatment and/or treatment to sober living. Currently one staff person is assigned to handle all these duties and cases are becoming increasingly more complex requiring the case manager to spend more time with clients to meet their needs. Depending on the availability of funds, HCA intends to hire an additional case manager.

Current Services Cont'd

Substance Use Disorder Residential Services

Residential treatment services for up to 90 days are available. Eligible participants receive a range of treatment and recovery services based on individualized treatment plans.

Currently, HCA contracts with four community-based treatment providers, for approximately 95 beds. Providers are located in north and central Orange County with easy access to public transportation. These providers are Phoenix House, Woodglen Recovery Junction, Cooper Fellowship, and Unidos.

In mid-June 2014, funding for residential treatment reached maximum capacity and referrals to residential treatment were put on hold through the end of June 2014. Consequently, there were higher than average number of admissions in July. The demand for residential treatment services has continued to increase. To address the demand, an additional $800,000 would be needed for residential services for the remainder of the year. HCA has averaged around 56 admissions per month from January through September 2014. Additional funding has not been identified, therefore new admissions to residential treatment were reduced to 25 individuals per month effective October 1, 2014 so as not to exceed the budgeted amount.

Evaluation/Assessment of Participant Includes:

- *substance abuse assessment*
- *medical history*
- *individualized treatment planning,*
- *program orientation*
- *provision for required attendance at self-help meetings or other support groups, individual counseling, group counseling*
- *substance abuse education*
- *family counseling,*
- *linkage to vocational and literacy training*
- *collateral services*
- *case management*
- *relapse prevention*
- *recreational and socialization activities*
- *food and shelter*
- *discharge planning*

Additionally, short-term policies were initiated to address the demand for residential services. Many individuals have been enrolled in residential treatment services multiple times. As part of the admission capitation, individuals who have never been enrolled in treatment would be given first priority for admissions. Since residential treatment is the primary source for sober living referrals, admissions to sober living could potentially be affected by the reduction of residential treatment services. Individuals who were not able to access residential treatment services were encouraged to participate in outpatient services and/or OC Probation's Day Reporting Center (DRC). Individuals with alcohol and/or opiate problems are encouraged to participate in the Vivitrol program which provides an opportunity to maintain sobriety in the community. Additionally, individuals actively participating in their recovery are afforded the opportunity to be in sober living.

Transitional Housing/Shelter Beds

A large majority of the individuals being released into the Realignment program present with multiple mental health diagnoses, substance abuse diagnoses, trauma history, and medical issues. Additionally, individuals who are being assessed for services have few resources available to them immediately upon release such as housing, employment, or limited job skills. The housing options that are currently available to the offender outside of family members and/or friends, is temporary community shelters, and sober living. Individuals qualified for sober living are given that opportunity. HCA has identified a need for SPMI individuals who do not need sober living, but could benefit from transitional/shelter beds. To address this need, HCA increased the number of contracted shelter beds with Wisteria House, a community shelter which is supportive of the Realignment clients who have co-occurring mental illness and/or SUDs. Residents are given assistance and monitoring in taking medication, scheduling treatment appointments, transportation, and performing daily living skills, such as grooming and hygiene. Referrals primarily come from Adult Behavioral Health Outpatient Services staff who also assist individuals to locate vacancies and access residential care homes and secure more permanent housing. HCA contracts with the California Hispanic Commission on Alcohol on Drug Abuse (CHCADA), who operates Wisteria House. HCA plans to continue to identify and develop appropriate structured housing options for the Realignment population in need of behavioral health services.

Transitional housing, not necessarily linked to behavioral health services, has been of high demand by Realignment individuals seeking housing assistance. Many individuals do not want or think they need the structure and accountability of a sober living and would prefer transitional housing. Additionally, shelter beds are limited to persons with mental illness. HCA and its partners are exploring funding opportunities to possibly be able to purchase transitional housing.

Sober Living with Outpatient Care

While the behavioral health programs were implemented over the past year, a need was identified for supportive housing, such as sober living. Sober Living homes must meet the Orange County Adult Alcohol and Drug Sober Living Facilities Certification Guidelines, which is overseen by the Sheriff's Department. Research has shown that a sober living environment provides for a safe and supportive interim housing option for offenders during their transition back into the community.[4] All such homes have house rules and mandatory curfews. Clients my stay in sober living up to four months as long as they are actively engaged in their treatment. Clients have the option to continue to self-pay for sober living after their four months have expired. Almost all of the clients in sober living have graduated from 90 day treatment programs and need additional support to maintain their sobriety. As noted earlier, more clients are being offered sober living if coupled with outpatient and/or day reporting services. All sober living providers require participation in self-help support groups such as 12-step programs that address numerous addictive and dysfunctional behaviors. All residents are subject to random drug tests. As a

[4] Douglas L. P, and Henderson, D. Psychoactive Drugs, (2008 June); 40(2): 153–159)

condition of receiving sober living housing, participants are required to participate in outside care, either through the DRC and/or County-approved outpatient treatment services.

Research indicates when housing is combined with evidence based programming, there is a higher likelihood of decreasing recidivism.[5] An ongoing Request for Application (RFA) for Sober Living housing released in 2012 resulted in two contracts being awarded to Clean Path Recovery, a men's sober living, and Collette's Children Home, a sober living for women and children. Since the release of the initial RFA, three additional providers, Grandma's House of Hope and Esther House, both sober living housing for women, and New Life Spirit for men, have signed contracts to provide services. The RFA closed after a year and no other prospective providers will be eligible to contract with the County. Existing sober living providers have expanded their services and have added additional beds to meet the demand for services. The total number of sober living beds in the County is now 64, with a minimal wait time to get into care.

Substance Use Disorder Services (SUD)

Outpatient SUD treatment consists of individual and group therapy, which includes criminal justice specific program curricula. As previously noted, combinations of evidence-based approaches are utilized for substance abuse treatment in Orange County. Aspects of the traditional self-help programs such as the 12-step programs are integrated with more clinical approaches to substance abuse treatment. Currently there are six SUD outpatient providers. Outpatient providers are Korean Community Services, CHCADA operating La Familia, Phoenix House, Associates in Counseling and Mediation, Mariposa Family Center, and Changes for Recovery.

Narcotic Replacement Therapy (NRT)

NRT is for clients with opioid addiction needing narcotic replacement maintenance therapy (maintenance) or narcotic replacement detoxification (detox). Maintenance includes daily methadone dosing and full scope outpatient counseling services. Services are provided seven days a week, 365 days a year. Additionally, dosing is available to pregnant women who are incarcerated and already on methadone, such as those who are flash incarcerated. Methadone is also available to individuals while enrolled in our Gerry House or Heritage House programs. Neither of these residential service providers receive Realignment funds, but will accept Realignment clients with the need to remain on methadone. Gerry House is a co-ed residential facility and Heritage House is a perinatal residential program for pregnant and parenting women with children.

[5] Hiller, M.L., Knight, K and Simpson, D.D. (Addiction - 1999 June; 94, (6), 833–842)

Mental Health Services

Mental Health Services for the Severely and Persistently Mentally Ill (SPMI)

HCA Adult Mental Health Services (AMHS) provides recovery mental health services and episodic treatment services which emphasize individual needs, strengths, choices, and involvement in service planning and implementation. Services include assessment, evaluation, individual family and group therapy, substance abuse treatment, intensive case management, medication management, rehabilitation, linkage and consultation, placement, plan development, crisis intervention and specialized residential services.

Realignment clients are eligible to participate in all levels of mental health care, but have primarily been treated in the four regional outpatient clinics. The criteria for the outpatient programs includes adults who have a serious and persistent mental disorder and also those that have a co-occurring SUD and impairment in their ability to function in the community or who have a history of recurring substantial functional impairment, hospitalization or symptoms.

Mental Health Services for the non-SPMI dually diagnosed

Not all individuals who have mental health disorders are able to meet established SPMI criteria to receive services from AMHS. One service that was implemented in July, 2012 was the placement of a part-time HCA psychiatrist, out stationed at OC Probation along with the Assessment team, to provide short-term psychiatric care for individuals that do not qualify for County mental health services. Many have psychiatric histories and have been prescribed psychiatric medications while in prison. The HCA psychiatrist conducts an initial assessment at the Santa Ana Probation office to determine appropriateness for medication and prescribes accordingly. The psychiatrist sees the client one to three times to ensure medication compliance and the HCA case manager works in conjunction with the psychiatrist to ensure the client can obtain the medication and linked to medical coverage, such as Medi-Cal.

Medication Assistance

The Realignment program has developed two tracks to manage medications. When the individual meets the criteria for specialty mental health services, they are linked with the appropriate clinic or level of care which includes a psychiatrist to assess, prescribe, and monitor medications. If the individual does not meet medical necessity but has been prescribed medications while incarcerated, the HCA psychiatrist provides a brief assessment and medication services until the individual can access a community psychiatrist. The medication assistance is a crucial element in working with the Realignment population and will continue to expand as needed.

Full Service Partnership/Vivitrol

Full Service Partnership (FSP)

HCA contracts with various agencies to provide Full Service Partnership programs for people living with a serious and persistent mental illness. These programs provide a high intensity level of care to traditionally underserved clients who are homeless or at risk of becoming homeless. One of these providers: College Community Services' Opportunity Knocks, was contracted to provide specialty services to the Realignment population. Opportunity Knocks has a long history of addressing the unique needs of participants who have both a history of mental illness and incarceration. The demand for this service has continued to increase. In order to meet the anticipated demand additional funding has been earmarked to secure an additional care coordinator and the provider will have the ability to double its current capacity.

Vivitrol - Medication Assisted Treatment (MAT)

Research shows that MAT is a successful approach to treating SUDs. MAT uses medications in combination with counseling and behavioral therapies to provide a whole-patient approach to the treatment of SUDs. One such medication, Vivitrol, also known as injectable, long acting Naltrexone, is a Food and Drug Administration (FDA) approved opiate antagonist. Vivitrol blocks the opiate receptors, thus denying the euphoric effect of the opiate. Vivitrol works by blocking the effect that alcohol or opioids have on the brain, and reduces the cravings that many people experience after they quit. It has been demonstrated to be effective in the treatment of opiate addiction and alcoholism, and is given to the patient by intramuscular injection once every thirty (30) days. The initial Vivitrol injection ideally is given to a referred participant in the detention facility approximately one week prior to their release, and thereafter by the selected treatment provider. Participants who do not receive an initial injection in the detention facility may also be referred for services. The treatment provider will ensure that Vivitrol is administered by a healthcare professional, such as a physician, nurse, or physician assistant in accordance with protocols set forth by the pharmaceutical company.

The Vivitrol Program started in January 2014. The primary goal of this program is to treat opiate and alcohol addiction in persons with substance abuse disorders who are released either from prison on PCS or from Orange County jails on MS.

A medical evaluation is performed at initial visit. Each month clients are drug tested for compliance. Females of child bearing age are assessed and given a pregnancy test. Pregnant women are not qualified for the program. Clients may remain on Vivitrol for 90 days. Participants requiring additional injections shall be referred, at a minimum every 90 days to HCA assessment staff for approval for continued participation. Clients must concurrently receive outpatient treatment/counseling services while receiving Vivitrol MAT. Program eligibility requires the participant to be enrolled in and receive Vivitrol treatment services from the same approved Realignment outpatient treatment/counseling provider. Additionally, participants must maintain compliance with their treatment plan, and attend regularly scheduled outpatient appointments.

Vivitrol Successes/Detoxification Services

Vivitrol is easily accessible through Medi-Cal for Realignment participants. All Realignment participants are linked to some type of medical coverage, such as Medi-Cal, Covered California or private insurance. Most Vivitrol clients are securing third party payment for their Vivitrol within their first couple of months out of custody. This has helped to reduce overall costs of the program, and allows clients to remain on Vivitrol for as long as they would like when they have coverage.

Successes – Twenty-four clients have received a Vivitrol injection, most of these in custody for their first injection. Out of the 24 clients, 15 were engaged in outpatient services initially. Eleven (of the 24) clients made it to their second injection in the community.

Social Model Detox

Many offenders who relapse on drugs or alcohol after their release from custody express a desire for treatment. In order to start effective treatment, many individuals need to detox from alcohol or their drug of choice. HCA currently contracts with three social model detox providers. Social model detox requires intense supervision and monitoring of individuals as they detox. Social model detox does not administer medication. Individuals requiring medication or medical detox are referred to a “medical detox provider”. Social model detox is being provided by Woodglen Recovery Junction, Roque Center, and California Hispanic Commission on Alcohol and Drug Abuse (CHCADA) who operates Unidos.

After someone completes detox, they usually require or desire continued treatment. The detox providers work closely with our County gatekeeper to assist clients discharging from detox to transition to residential services. The gatekeeper will identify the first available treatment bed and make every effort possible to ensure that the client is discharged from detox and able to enter residential treatment the same day. Clients whose needs do not require residential treatment are referred to appropriate aftercare services such as outpatient, OC Probation’s DRC and/or 12-step meetings.

Medical Model Detox

In Orange County, a large number of individuals each year seek detoxification services from alcohol and other drugs. Most of these individuals are referred to residential social model detoxification programs. However, some of these individuals are in need of medical attention and supervision due to acute withdrawal symptoms. Additionally, medically supervised inpatient service is the safest way to provide detoxification from alcohol and/or other drugs in cases which could otherwise be life-threatening. Services include medically monitored inpatient substance abuse detoxification under the direction of a physician. These include a 24-hour “on call” physician and 24-hour nursing care, medication prescriptions, individual and/or group counseling, and discharge planning including linkage to residential treatment. Services are critical for participants who are unable to detox in an unsupervised environment as they run

Detoxification Services Cont'd

the risk of medical complications and may end up requiring acute emergency care. Medical detoxification serves clients with substance use disorders and individuals that need detoxification from substances including but not limited to alcohol and benzodiazepines. Services are available for up to 10 days. There is currently one provider, Behavioral Health Services, and two locations in Pomona, California and Long Beach, California.

Methadone Detoxification

Methadone Detoxification is daily methadone dosing used in decreasing medically determined dosage levels for a period of no more than 21 days to reduce or eliminate opioid addiction. All clients are tested for methadone compliance and illegal substances at least once a month. Western Pacific Clinic is the only provider of this service. They have two locations, one in Stanton, California and one in Fullerton, California. As with all detox services, clients are encouraged to continue their treatment and the assessment staff work with the client to link them to continued care.

Realignment Client Outcomes for SUD Services in 2013

During calendar year 2013, a total of 1,054 Realignment clients received substance abuse treatment services from County inpatient/residential (n=497), outpatient (n=466), or detox (n=91) services. Outcomes shown in the table below are based on over 700 clients for whom HCA had both admission and discharge data. Overall, Realignment clients showed improvements in all life domains over the course of treatment.

Realignment Clients Functioning at Admission and Discharge

Life Domain	Outcome Measure	Admission	Discharge	Difference (D-A)	Percent Change
Primary Drug Use	No Use	169	304	135	80%
Criminal Involvement	Arrested	141	42	-99	-70%
	In Jail	293	71	-222	-76%
	In Prison	27	8	-19	-70%
Employment & Education	Employed	108	219	111	103%
	In School	15	21	6	40%
	In Job training	2	2	N/A	N/A
Family & Social	Had serious family conflict	39	18	-21	-54%
	Lives with AOD user	90	50	-40	-44%
	Used social support services	294	557	263	89%
	Homeless	243	183	-60	-25%
Medical & Health	Emergency room visit	51	25	-26	-51%
	Overnight hospital stay	8	5	N/A	N/A
	Experienced health problems	64	33	-31	-48%
Mental Health	Psychiatric ER visit	12	7	-5	-42%
	24-hour hospital stay	6	2	N/A	N/A

N/A = too few cases to calculate change. Green coding indicates improvement. Calendar year 2013 CalOLMs Data

Primary Drug Use: More Realignment clients were abstinent at discharge compared with intake (80% improvement).

Criminal Involvement: Compared with the month prior to admission, fewer Realignment clients had been arrested (70% reduction), in jail (76% reduction), or in prison (70% reduction) prior to discharge.

Employment and Education: More Realignment clients were employed by discharge (103% improvement) or were in school (40% improvement). Only two clients were in job training prior to admission and prior to discharge.

HCA Service Outcomes Cont'd

Family and Social: By discharge, more Realignment clients were using social support recovery networks (89% improvement), fewer reported serious family conflict (54% reduction), and fewer were living with an alcohol or other drug (AOD) user (44% reduction). Moreover, 25% fewer Realignment clients were homeless at discharge, compared with intake.

Medical and Mental Health: Fewer Realignment clients reported health problems over the course of treatment (48% reduction), and fewer had medical ER visits (51% reduction) or psychiatric ER visits (42% reduction). Very few Realignment clients had overnight hospital stays for medical or psychiatric problems prior to admission or discharge.

Client Satisfaction Survey of SUD Services

SUD's client feedback regarding services is collected by HCA staff via client satisfaction surveys administered periodically. [5]

Realignment Client Satisfaction Survey Results
FY 2013-14

Provider	Type of Treatment	% of Clients very satisfied or satisfied
Cooper Fellowship	Residential	92%
Phoenix House	Residential	83%
Unidos	Residential	94%
Woodglen Recovery	Residential	97%
Associates in Counseling	Outpatient	100%
Changes for Recovery	Outpatient	95%
KC Services	Outpatient	79%
La Familia	Outpatient	98%
Mariposa	Outpatient	93%
Phoenix House Outpatient	Outpatient	97%
Western Pacific	Outpatient Methadone	98%

Adult Mental Health Service (AMHS) Outcomes

Since November 2011, 143 individuals received treatment from the AMHS Realignment program. For FY 2013-14, 97 individuals received treatment from the Behavioral Health, Adult and Older Adult Services Realignment program. Of these, 90% were diagnosed with a co-occurring substance abuse disorder, 23% have thus far, completed their probation obligation, 23% were re-arrested, 40% dropped out of services, and four percent moved out of county. Due to a recent merger of databases no accurate Milestones of Recovery Scale (MORS) data is available for the previous fiscal year.

[2] Internal HCA document. These surveys are administered by HCA Program Evaluation Specialist Staff for assessing program quality.

Full Service Partnership Outcomes

Tracking participant outcomes is an integral part of Opportunity Knocks. Four areas of particular importance for data collection include the number of client (member) contacts with the criminal justice system, the number of homeless members, identifying a member's primary disability, and the number of days a member spends in a psychiatric hospital.

Since the Realignment program at Opportunity Knocks began in September 2013, there has been a steady increase in referrals which resulted in an average of 2.5 new admissions every month. As of September 2014, there were 19 Realignment members enrolled in Opportunity Knocks.

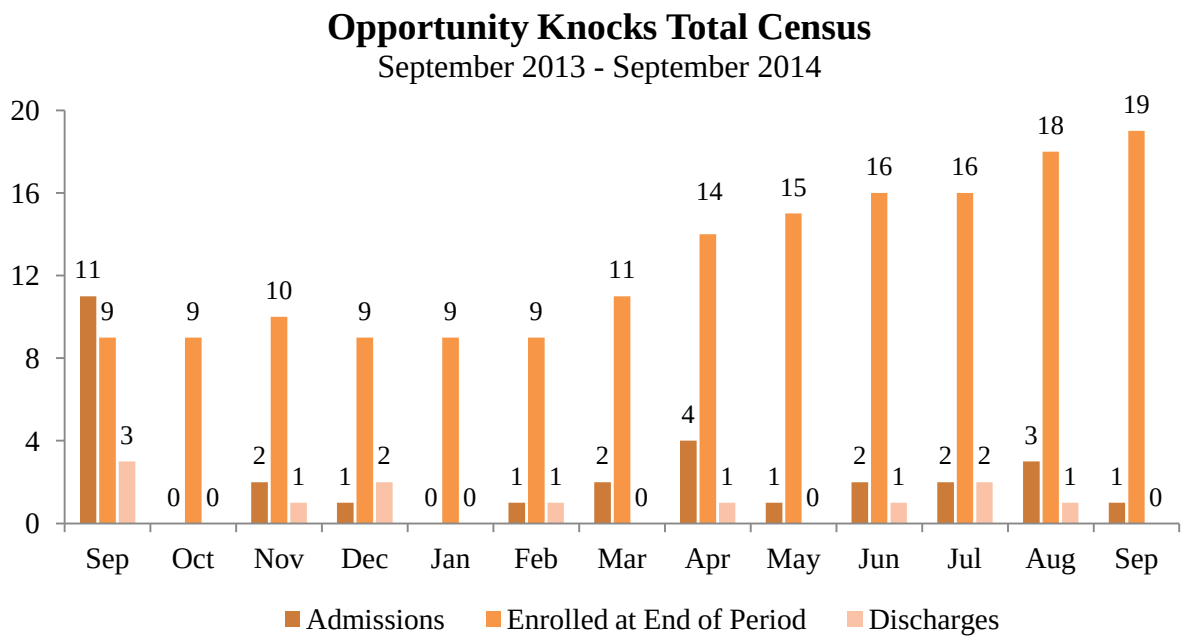

Full Service Partnership Outcomes

Incarceration: Total Members

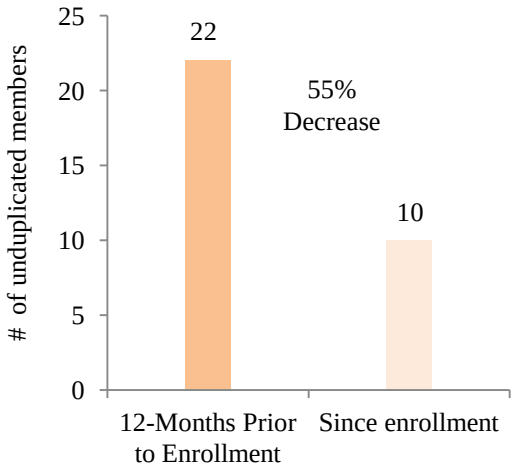

Psychiatric Hospitalization

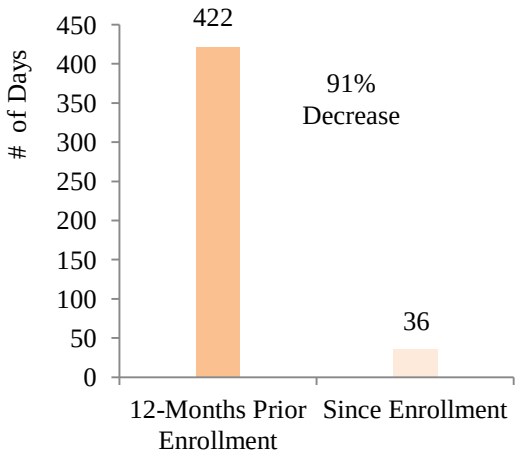

Homeless: Total Members

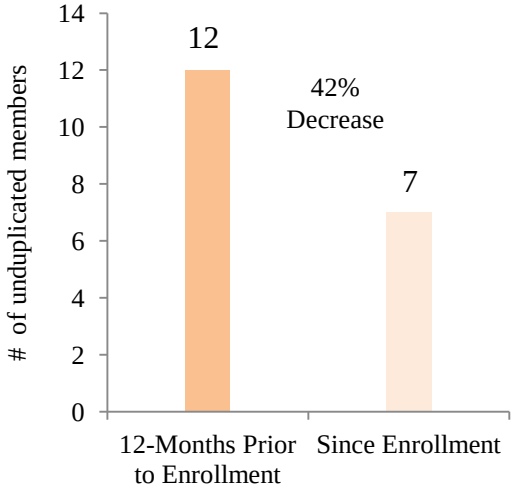

Since enrollment in the program, there were decreases in the number of members incarcerated (-55%); psychiatric hospitalization days (-91%); and members who were homeless (-42%) compared to 12 months prior to enrollment.

Narcotic Replacement Therapy Program Outcomes

Outcomes for this program are inclusive of all County-funded NRT clients. (See table below). For FY 2014-15, it is anticipated that the program will show similar or better outcomes than indicated in FY 2013-14.

	FY 2012 -13	FY 2013 -14
Methadone Compliance	73%	99%
Abstinence from illegal substances	51%	71%

Vivitrol Outcomes

In-Custody Cumulative Stats				
Assessed	54			
Approved	30		1st Injection	24
Refused/declined	6			

All clients who received injections tested negative for opiates over the time they received their injections. Two clients did have positive tests for methamphetamine. The longest active client has received six injections and has tested negative for drugs the entire time. The following table breaks down number of individuals and their injections who were referred to treatment.

Vivitrol Injections						
Number of Injections*	**1**	**2**	**3**	**4**	**5**	**6**
# of Clients	24	7	4	3	2	1
Positive Drug Screen	1	0	0	0	1	0

*most clients received their first injection in custody, the others out of custody.

Medical Detox Program Outcomes

Outcomes for medical detoxification are measured by completion rates. For FY 2014-15, it is anticipated that the program will have similar or higher completion rate as reflected in FY 2013-14.

	FY 2012-13	FY 2013-14
Completion Rate	72%	74%

Sober Living Outcomes

Outcomes for sober living services are measured by completion and retention rates. Sober living data for FY 2013-14 indicates that the average retention rate in sober living is 72%. Clients who have successfully completed the program (64%) have secured more stable housing upon discharge.

Admitted	Completed	Average Completion Rate	Average Retention Rate	Did Not Complete
145	83	64%	72%	48

XV. Recidivism: New Crime Convictions (One- and Two-Year Follow-Up)

In order to measure the reoffending behavior of individuals under supervision, individuals under each supervision type were tracked for two years (up to September 30, 2014) from the date of their placement on probation, release from prison to Postrelease Community Supervision (PCS) or release from jail to Mandatory Supervision (MS) to see if they were convicted of a new crime (both felonies and misdemeanor) within that period. In order to determine new crime convictions, OC Probation used the Orange County Superior Court records (thus this data does not include any out-of-County convictions that may have occurred) for convictions that occurred between October 1, 2011 and September 30, 2014 for analysis.

Supervision Type	Description	One-Year Sample Size	One-Year Follow-Up Period (thru 9/30/2014)
Probation	New felony offenders placed on formal probation in Orange County between October 1, 2011 and September 30, 2013	9068	One year after placement on formal probation
PCS	Individuals released from prison between October 1, 2011 and September 30, 2013	3164	One year after release from prison
MS	Individuals sentenced to Mandatory Supervision and released from jail between October 1, 2011 and September 30, 2013	1267	One year after release from jail

One-Year Conviction Rates

The vast majority of the three groups supervised by OC Probation did not have convictions for new crimes within one year of placement on probation or release from prison or jail: 75% under Probation, 77% under PCS, and 69% under MS had no convictions for new crimes within one year of entering supervision. Of those with convictions for new crimes (Probationers 25.4%; PCS 22.8%; MS 31%), just over half were convicted of felonies.

Examining new convictions among the three categories of supervision shows that less than one-third of individuals under each of the supervision categories have committed new crimes. Of the 9,068 individuals placed on formal Probation between October 1, 2011 and September 30, 2013, 25.4% (2,303) were convicted of a new crime. PCS individuals released from prison during the same time period had the lowest conviction rate of the three groups despite having the highest average risk scores (26.1 vs. 20.1 for Probationers and 25.2 for MS); of the 3,164 PCS individuals, 722 or 22.8% had a conviction for a new crime. MS offenders have the highest new crimes conviction rate of 31% (393 of the 1,267 individuals).

Probation Convictions
(Oct. 2011- Sept. 2014)

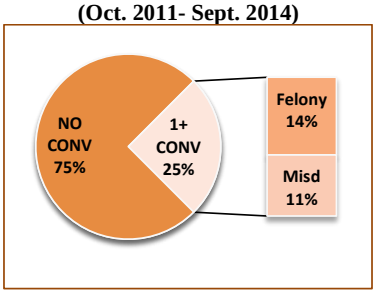

PCS Convictions
(Oct. 2011- Sept. 2014)

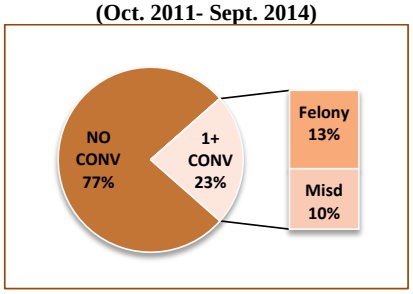

MS Convictions
(Oct. 2011- Sept. 2014)

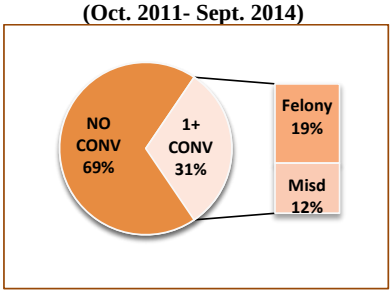

Convictions: Time to Violation (One Year)

PCS offenders and Probationers with subsequent convictions had an average of 1.4 convictions, while MS offenders had an average of 1.3 convictions.

Time to Violation

Of the three groups, PCS individuals had the longest period between release to supervision and the commitment of a violation averaging 138 days or 4.6 months. The ability of officers to impose flash incarcerations on PCS individuals as a sanction for violations of supervision terms may have played a role in the lengthened time-to-violation. Flash incarceration is a major component of Project H.O.P.E., short for Hawaii's Opportunity Probation with Enforcement, which sends a message of personal responsibility and accountability and includes a consistently applied and timely mechanism for dealing with an offender's non-compliance.[1] Designed for probationers identified as being at high-risk of a probation violation, Project H.O.P.E. monitors offender behavior and rapidly punishes violations with relatively mild sanctions – typically a few days in jail – and provides much-needed structure to offenders whose lives are often in disarray.[2] Although the effect of flash incarceration cannot be isolated from the other components, the evaluation of Project H.O.P.E. in 2009 showed that H.O.P.E. participants had lower rates of positive drug tests, missed fewer probation appointments, had fewer revocations, and spent much less time in prison than the comparison group (Probation-as-Usual group).[1]

MS individuals had the highest conviction rate for a new crime of the three groups (31%) and also committed their first new crime much sooner (124 days) than PCS offenders (4.1 months vs. 4.6 months). Similarly, probationers reoffended on average within (based on the violation date, not the conviction date) 122 days or 4.1 months.

One-Year Conviction Rate: Individuals with New Crime Convictions

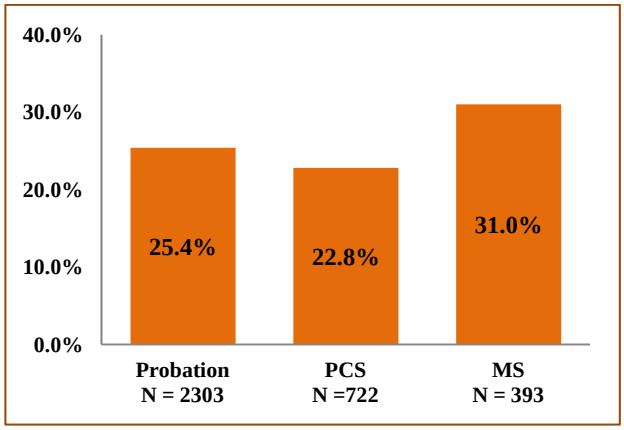

Average Time to First Violation (New Crime)

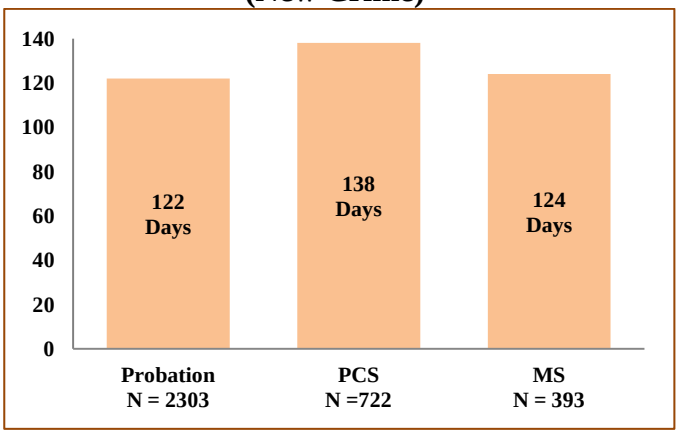

[1]Hawken, A. & Kleiman, M. (2009). Managing Drug Involved Probationers with Swift and Certain Sanctions: Evaluating Hawaii's HOPE. *Submitted to the National Institute of Justice* (Full report: https://www.ncjrs.gov/pdffiles1/nij/grants/229023.pdf)
[2]Hawken, A. (2007, April 10). H.O.P.E. for Reform. *The American Prospect*. Retrieved from http://prospect.org/article/hope-reform

Convictions: Key Findings (One Year)

As to the categories of crimes committed by the three groups, drug crimes (both felonies & misdemeanors) make up the majority (55% – 58%) followed by property crimes (19% – 27%). weapons and crimes against persons comprise the smallest proportions across all groups. Crimes in the "Other" category include but are not limited to: driving under the influence and similar vehicle code crimes, public intoxication and loitering, possession of burglary tools, disobeying domestic relations court order and falsely representing self to officer.

One-Year New Convictions by Category

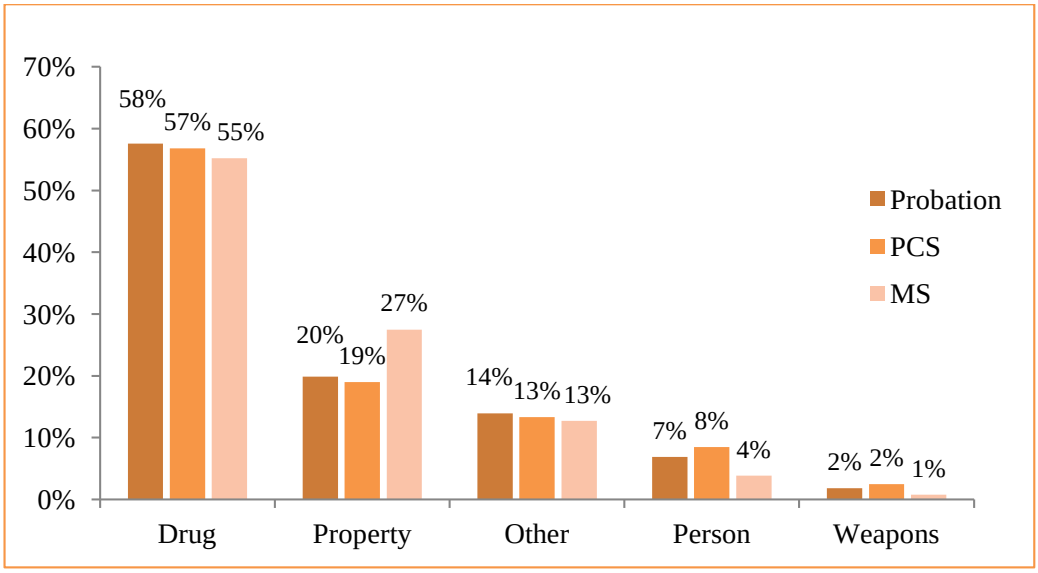

One-Year Convictions for New Crimes Key Findings:

1. The vast majority of the three groups supervised by OC Probation do not have convictions for new crimes within one year post-custody or adjudication: 75% of Probationers, 77% of PCS, and 69% of MS have no convictions for new crimes within one year.

2. All of the individuals in the sample were under supervision for felony offenses, and for the small group who committed new crimes (Probationers 25.4%; PCS 22.8%; MS 31%), just over half were for felonies.

3. Of those with convictions for new crimes, the average time to their first violation was just over four months.

4. Drug crimes make up the majority of the convictions for all the groups (Probationers 58%; PCS 57%; MS 55%) followed by property crimes (Probationers 20%; PCS 19%; MS 27%).

Convictions: New Crimes Cont'd (Two Years)

Supervision Type	Description	Two-Year Sample Size	Two-Year Follow-Up Period (thru 9/30/2014)
Probation	New felony offenders placed on formal probation in Orange County between October 1, 2011 and September 30, 2012	4217	Two years after placement on formal probation
PCS	Individuals released from prison between October 1, 2011 and September 30, 2012	2196	Two years after release from prison
MS	Individuals sentenced to Mandatory Supervision and released from jail between October 1, 2011 and September 30, 2012	429	Two years after release from jail

Two-Year Conviction Rates

Within two years of placement on probation or release from prison or jail, the majority of the three groups supervised by OC Probation still did not have convictions for new crimes: 66% under Probation, 62% under PCS, and 58% under MS had no convictions for new crimes within two years of entering supervision. Of those with convictions for new crimes (Probationers 33.7%; PCS 37.9%; MS 42%), just over half of the most serious crime for which they were convicted over a two-year period were felonies.

Probation Convictions
(Oct. 2011- Sept. 2014)

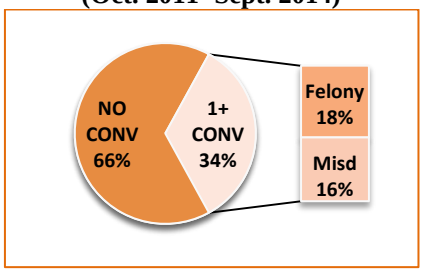

PCS Convictions
(Oct. 2011- Sept. 2014)

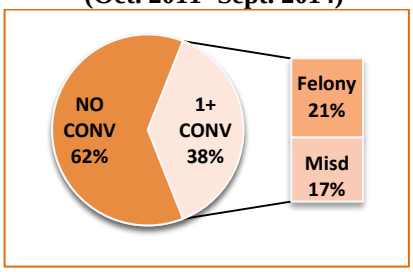

MS Convictions
(Oct. 2011- Sept. 2014)

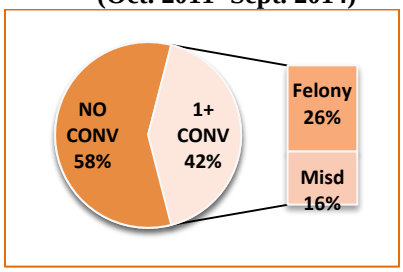

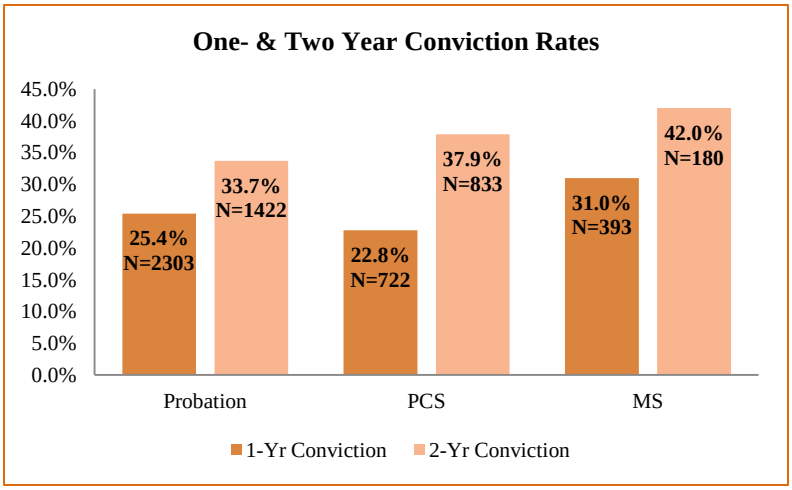

MS offenders continue to have the highest rates of convictions for new crimes two years after release from jail. Probationers had the lowest rates of conviction two years after being placed on supervision. Finally, PCS offenders, though having the lowest rates of convictions in the first year, had the second highest rates of conviction two years after being released from prison.

Convictions: Time to Violation (Two Years)

PCS individuals with subsequent convictions had an average of 2.0 convictions within the two-year follow-up period, while MS individuals had an average of 1.8 convictions. Probationers (with subsequent convictions) had the fewest convictions, 1.7 on average.

Time to Violation

Of the three groups, PCS individuals with a two-year follow-up had the longest period between release to supervision and the commitment of a violation averaging 223 days or 7.4 months. About half of the individuals with convictions commit their first violation within six months and almost 80% within the first year.

MS individuals not only had the highest conviction rate for a new crime of the three groups (42%), they also committed their first new crime much sooner than PCS offenders (MS 6.5 months; PCS 7.4 months; and Probationers 6.8 months).

Probationers with a two-year follow-up had the lowest rates of conviction, 33.7%. However, like MS individuals about half of the Probationers with convictions commit their first violation within five months and over 80% within the first year.

Average Time to First Violation (New Crime)

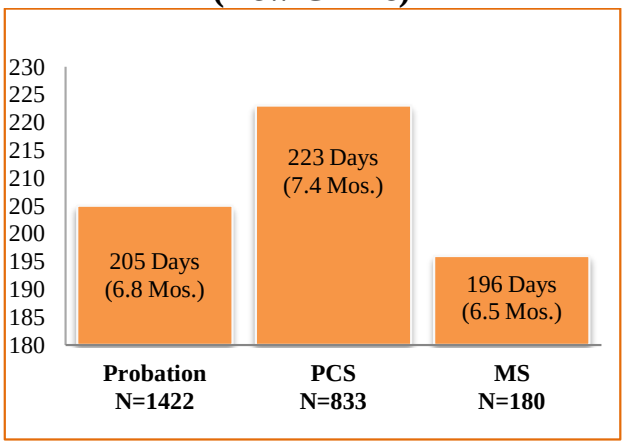

First Violation Committed Year 1 or Year 2

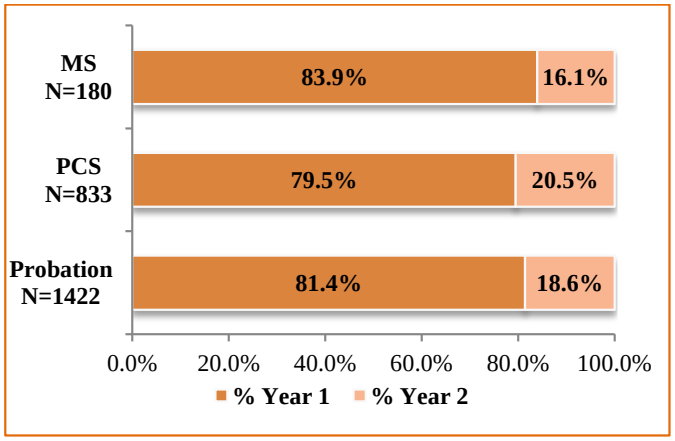

Convictions: Key Findings (Two Years)

Drug and property crimes continue to make up the majority of crimes for PCS, MS, and Probationers with convictions within a two-year follow-up period. Similar to the one-year trend, person and weapons crimes make up the smallest proportion for all three groups.

Two-Year New Convictions by Category

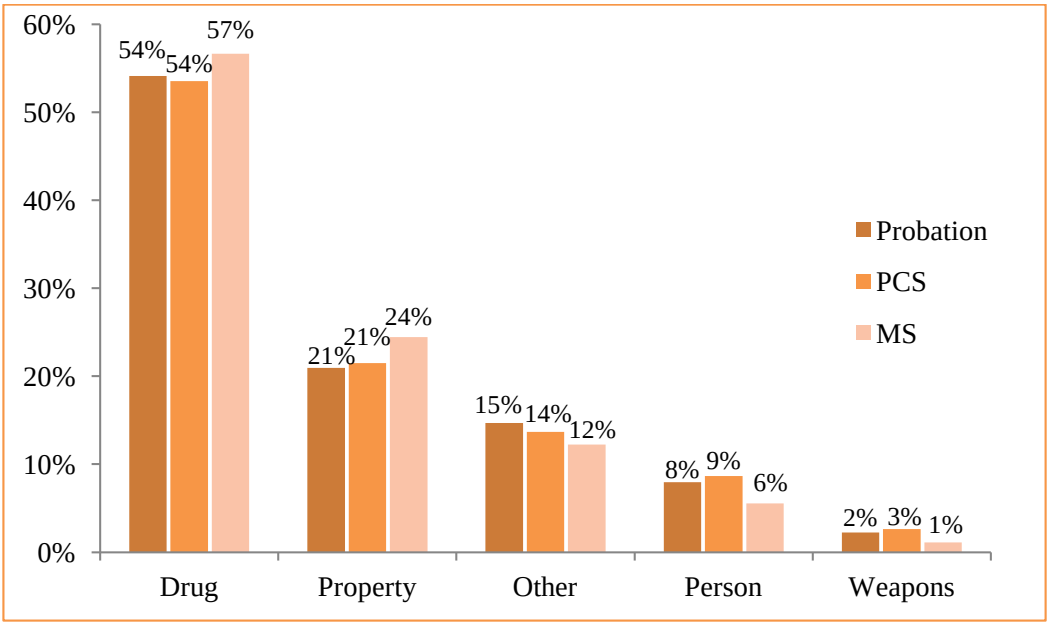

Two-Year Convictions for New Crimes Key Findings:

1. The vast majority of the three groups supervised by OC Probation do not have convictions for new crimes within two years post-custody or adjudication: 66% of Probationers, 62% of PCS, and 58% of MS have no convictions for new crimes within two years.

2. All of the individuals in the sample were under supervision for felony offenses, and for the small group who committed new crimes (Probationers 33.7%; PCS 37.9%; MS 42%), just over half were for felonies.

3. Of those with convictions for new crimes, the average time to their first violation ranged from 6.5 months to 7.4 months. For all three groups, four out of five commit their first violation within the first year.

4. Drug crimes make up the majority of the convictions for all the groups (Probationers & PCS 54%; MS 57%) followed by property crimes (Probationers & PCS 21%; and MS 24%).

XVI. Glossary

Abbreviation	Description
Realignment	Public Safety Realignment Act of 2011
CAO	County Administrative Officers
CDCR	California Department of Corrections and Rehabilitation
CJI	Crime and Justice Institute
CORE	Center for Opportunity, Rehabilitation, and Education
CSAC	California State Association of Counties
CSG	Council of State Governments
DA	District Attorney
DPO	Deputy Probation Officer
DRC	Day Reporting Center
EBP	Evidence-Based Practices
EM	Electronic Monitoring
GED	General Education Development
GPS	Global Positioning System
HCA	Health Care Agency
HD	Home Detention
ICMS	Integrated Case Management System
IEPP	Implementing Effective Probation Practices
Medi-Cal	Health coverage for low-income children, pregnant women, seniors and persons
OCCCP	Orange County Community Corrections Partnership
OCDA	Orange County District Attorney's Office
OC Probation	Orange County Probation Department
OCPD	Orange County Public Defender
PC	Penal Code
PCS	Postrelease Community Supervision
PV	Probation or Postrelease Community Supervision Violation

XVII. Realignment-Related Links

TOPIC/TITLE	LINK
Board of State and Community Corrections (BSCC) Community Corrections Partnership Plans	http://www.bscc.ca.gov/s_communitycorrectionspartnershipplans.php
CDCR: Realignment Overview	http://www.cdcr.ca.gov/realignment/index.html
CDCR: Realignment 1-Year Report	http://www.cdcr.ca.gov/realignment/docs/Realignment%206%20Month%20Report%20Final_5%2016%2013%20v1.pdf
CDCR: Office of Research, Recent Research Reports and Statistics by the Adult Research Branch	http://www.cdcr.ca.gov/Adult_Research_Branch/index.html
Chief Probation Officers of California	http://www.cpoc.org/assets/Realignment/dashboard_county.swf
Is Public Safety Realignment Reducing Recidivism in California? by Magnus Lofstrom, Steven Raphael, and Ryken Grattet	http://www.ppic.org/content/pubs/report/R_614MLR.pdf
Crime Trends in California By Magnus Lofstrom and Brandon Martin	http://www.ppic.org/main/publication_show.asp?i=1036
Orange County-PrCS	http://ocgov.com/gov/probation/prcs
Public Safety Realignment: California at a Crossroads A Report by the ACLU of California	https://www.aclunc.org/sites/default/files/public_safety_realignment_california_at_a_crossroads.pdf
Tough on Crime (on the State's Dime): How Violent Crime Does Not Drive California Counties' Incarceration Rates - And Why it Should by W. David Ball	http://digitalcommons.law.scu.edu/cgi/viewcontent.cgi?article=1163&context=facpubs
Uniform Crime Reporting (UCR) Statistics Table Tool	http://www.ucrdatatool.gov/index.cfm
Voices from the Field: How California Stakeholders View Public Safety Realignment by Joan Petersilia, Ph.D. et al.	http://www.law.stanford.edu/sites/default/files/child-page/183091/doc/slspublic/Petersilia%20VOICES%20no%20es%20Final%20022814.pdf

XVIII. Appendices: Realignment Related Documents

Appendix I. Profiles of Actively Supervised Adults on Probation, Postrelease Community Supervision (PCS), and Mandatory Supervision (MS).....64

Appendix II. OC Public Safety Realignment and Postrelease Community Supervision Quarterly Report 65-75

Appendix III. OC Probation Monthly Stats.....76-77

Appendix IV. OC Probation Guidelines to Successful Completion of Postrelease Community Supervision Brochure 78-79

Appendix V. OC Public Defender Re-Entry Support Services Brochure 80-81

Orange County Probation Department

Steven J. Sentman, Chief Probation Officer

Profiles of Actively Supervised Adults on Probation, Postrelease Community Supervision (PCS), and Mandatory Supervision (MS) as of September 2014			
	Probationers	**PCS**	**MS**
Actively Supervised (excludes Warrants)	11,800*	1,758**	837**
Gender			
Male	76%	89%	76%
Female	24%	11%	24%
Average Age	32.9	37.0	35.4
Ethnicity			
White	50%	45%	54%
Hispanic	37%	42%	35%
Black	4%	7%	4%
Asian/Pacific Islander	7%	5%	6%
Other	3%	2%	2%
Initial Convicted Offense			
Felony	**94%**	**100%**	**100%**
Person (e.g., robbery, assault)	23%	14%	9%
Property (e.g., burglary, theft)	18%	27%	29%
Drug	45%	43%	56%
Other	8%	15%	6%
Misdemeanor	**6%**	**0%**	**0%**
Initial Risk Factors			
Initial Risk Score	20.1	26.1	25.2
Initial Risk Classification			
High (21+)	60%	91%	88%
Medium (9 - 20)	28%	8%	10%
Low (0 - 8)	12%	1%	2%
Prior Probation Violations			
None	34%	5%	11%
One or more	66%	95%	89%
Substance Abuse (Drugs)			
No Problem	17%	11%	8%
Occasional to Frequent Abuse	83%	89%	92%
Age at First Conviction			
24 or older	34%	13%	28%
20-23	26%	23%	24%
19 or younger	40%	63%	49%
Number of Prior Periods of Probation Supervision			
None	35%	6%	9%
1+ prior	65%	94%	91%
Number of Prior Felony Convictions			
None	44%	5%	12%
One	20%	5%	10%
Two or more	36%	90%	78%

Superior Court of California
COUNTY OF ORANGE
Glenda Sanders, Presiding Judge

July – September 2014 Report

I. FILINGS

Measure	Monthly Average	2014 YTD	Q1			Q2			Q3		
			Jan	Feb	Mar	Apr	May	Jun	Jul	Aug	Sep
Felony Filings	1,437	12,934	1,565	1,332	1,374	1,639	1,377	1,279	1,443	1,396	1,529

II. INITIAL SENTENCING

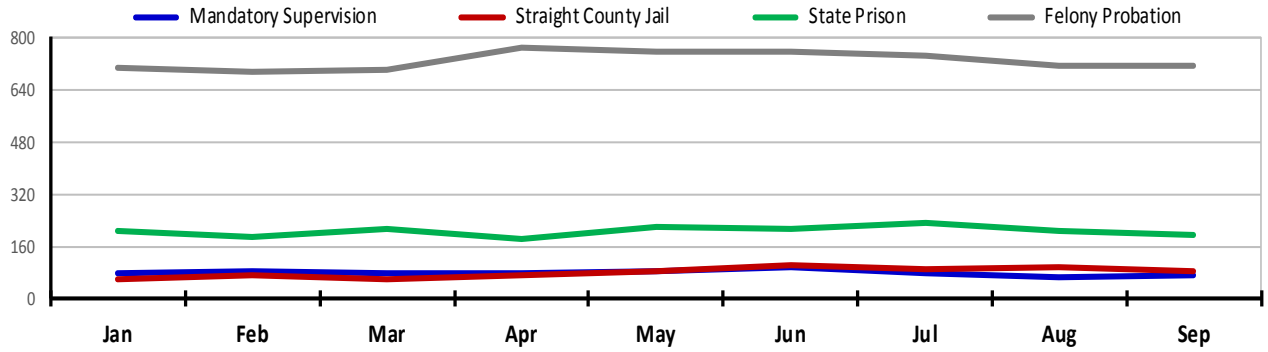

Sentencing Type	Percent	Monthly Average	2014 YTD	Q1			Q2			Q3		
				Jan	Feb	Mar	Apr	May	Jun	Jul	Aug	Sep
A. Mandatory Supervision ("split") *[PC§1170(h)(5)(b)]*	7%	79	709	80	85	75	76	85	93	80	64	71
B. Straight County Jail *[PC§1170(h)(5)(a)]*	7%	80	716	60	70	58	71	82	104	92	95	84
C. State Prison *(non PC§1170 eligible)*	19%	207	1,865	210	191	212	184	222	214	231	205	196
D. Felony Probation *[PC§1203.1]*	67%	727	6,545	707	692	702	767	754	755	743	712	713
E. TOTAL	100%	1,093	9,835	1,057	1,038	1,047	1,098	1,143	1,166	1,146	1,076	1,064

III. PETITIONS /COURT'S MOTIONS TO REVOKE/MODIFY

Petitions / Court's Motions	Percent	Monthly Average	2014 YTD	Q1			Q2			Q3		
				Jan	Feb	Mar	Apr	May	Jun	Jul	Aug	Sep
A. Mandatory Supervision ("split")	6%	92	827	90	101	68	98	77	124	75	83	111
B. Post Release Community Supervision	8%	138	1,239	125	124	122	153	108	141	148	153	165
C. Parole	4%	66	594	84	64	52	80	69	75	59	69	42
D. Felony Probation	82%	1,374	12,365	1,373	1,204	1,285	1,429	1,328	1,411	1,498	1,411	1,426
O Petitions	*42%*	*702*	*6,320*	*713*	*632*	*678*	*757*	*628*	*740*	*747*	*711*	*714*
O Court's Motion	*40%*	*672*	*6,045*	*660*	*572*	*607*	*672*	*700*	*671*	*751*	*700*	*712*
E. TOTAL	100%	1,669	15,025	1,672	1,493	1,527	1,760	1,582	1,751	1,780	1,716	1,744

Sheriff's Department
Sandra Hutchens, Sheriff-Coroner

July - September 2014 Report

AVG Monthly PRCS Violators Booked
127.33 per month Average Length of Stay 83.23

Mental Health Treatment		
Open Case	*New Case*	*Rec Psych Drugs*
1379	207	868
Sick Calls	*DR Visits*	*Offsite DR Visit*
6589	5960	149

AVG Monthly Population of PC 1170(h)
934.7 Serving an average of 188.2 days

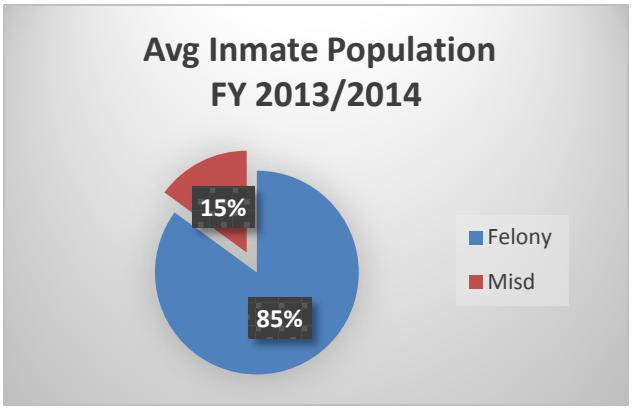

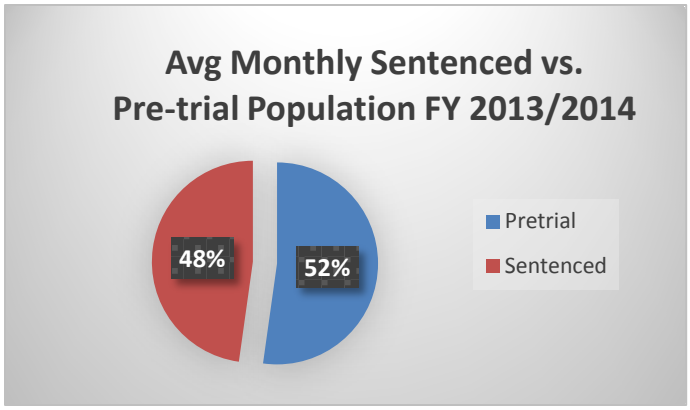

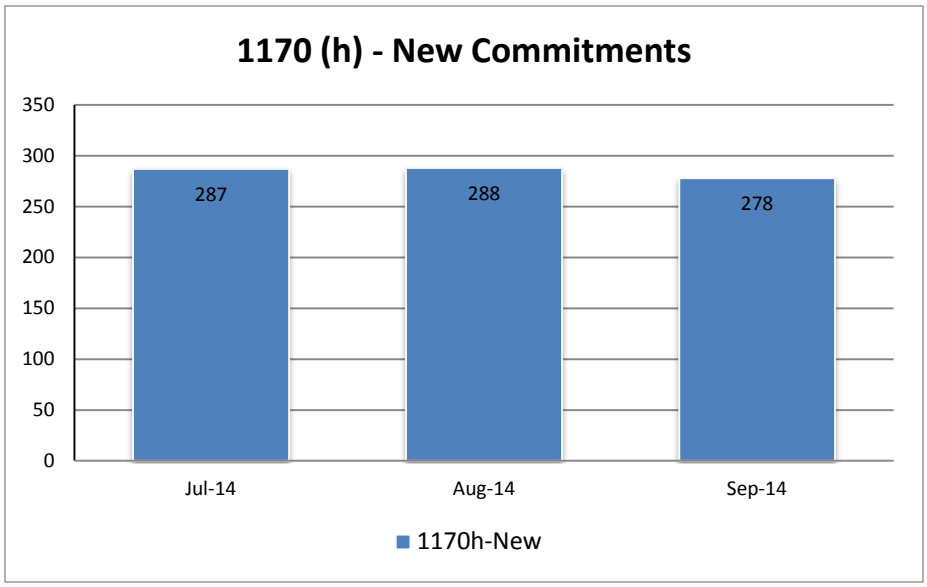

• Total number of PC 1170 (h) offenders (non-violent, non-serious, non-sex offenders) sentenced to the Orange County Jails as a new commitment. Includes both straight and split sentences.

Sheriff's Department
Sandra Hutchens, Sheriff-Coroner

July - September 2014 Report

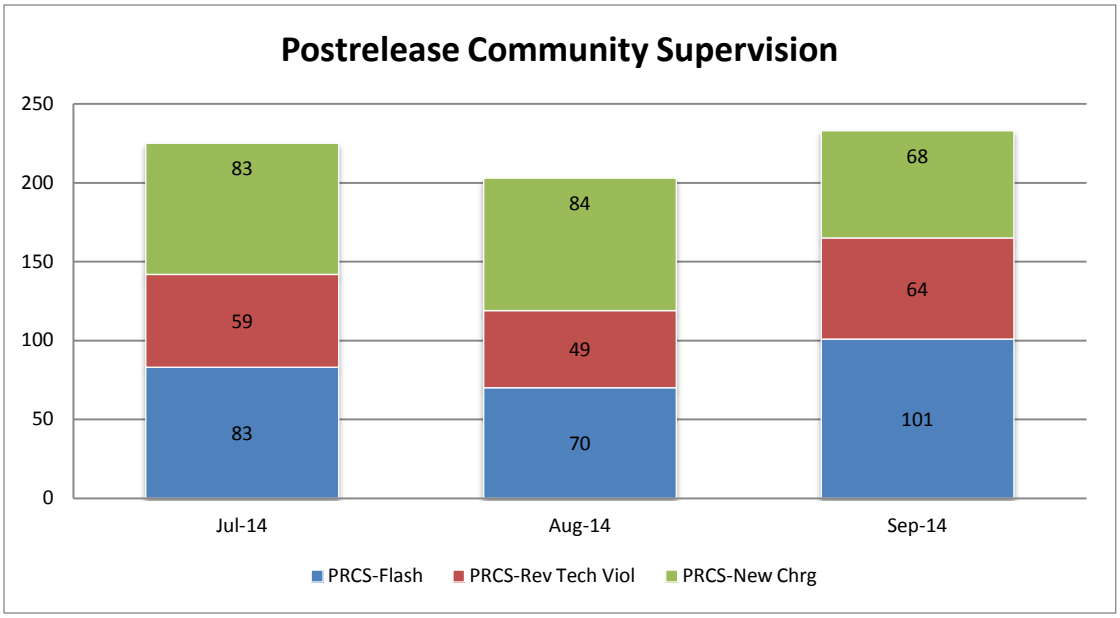

• Total number of Postrelease Community Supervision offenders booked on a 1) PC3454(c)-flash incarceration; 2) PC3455(a)-revoked for technical violation; and 3) for new charges.

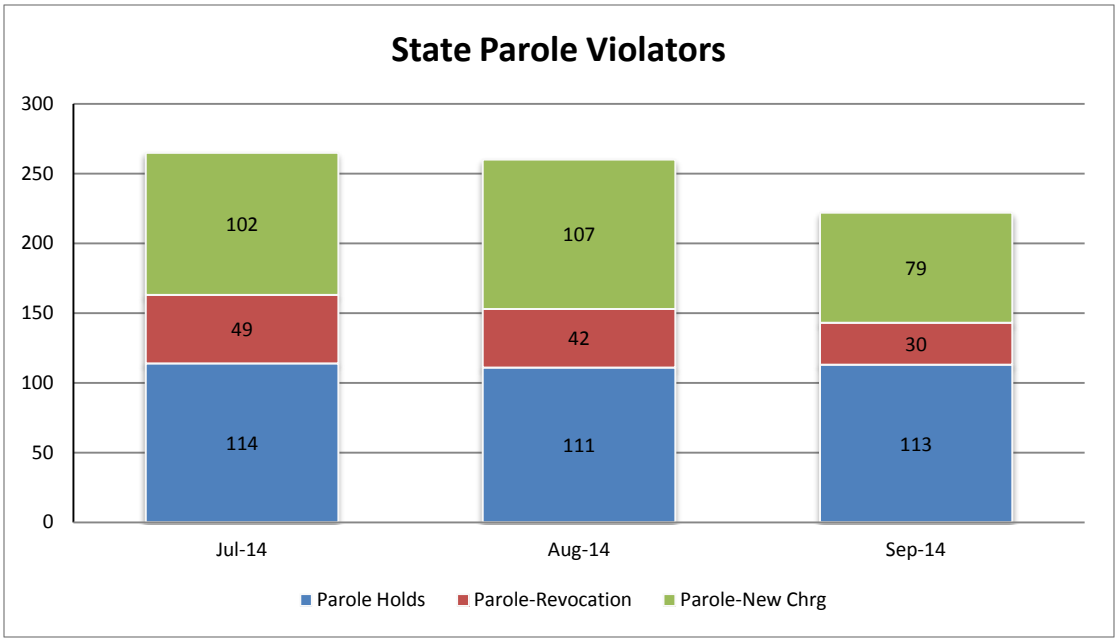

• Total number of state parole violators booked on a 1) PC3056(a) parole violation only; 2) received jail time as a result of a parole revocation hearing; and 3) any new offense(s) including 1170(h) charges.

Public Defender's Office
Frank Ospino, Public Defender

July - September 2014 Report

The Public Defender's office continues to staff the Realignment client population with three regularly assigned attorneys, two resource service paralegals, an attorney clerk and a staff specialist. Additionally, non-dedicated staff assists with investigations and clerical needs.

Consistent with last quarter, this quarter has seen an increase in Writs of habeas corpus advocating for clients rights brought before the Appellate Courts and the California Supreme Court. A writs lawyer dedicates a significant amount of his workload to Realignment work.

Below are some examples of the type of work provided by the Realignment legal team for the periods from July 1, 2014 through September 30, 2014:

Type of Work	Jul – Sep (3rd Qtr)
PCS Cases Opened	433
MS Cases Opened	295
Parole Cases Opened	165
Total Court Appearances (inc. PCS, MS and Parole)	1682
Contested Hearings	13

Public Defender's Office
Frank Ospino, Public Defender

July - September 2014 Report

Each client that is released from prison or local jails comes with his/her own set of needs in order to be successful in the community. The Public Defender's office continues to interact directly with each individual once they are released from custody. They are interviewed using a comprehensive set of questions designed to hone in on each client needs. Housing and employment are still a big challenge with housing leading the way. Resource paralegals in the public defender's office assist with these services.

The public defender resource paralegals continue to collaborate with partner agencies: Orange County Probation Department, California Parole, the Sheriff's Department and Health Care Agency. On a weekly basis, the resource paralegals visit the Day Reporting Centers operated by OC Probation and Parole. In addition, they work with the jails on the Reentry program to further assist clients in connecting with services.

One of the lessons learned in the past year is that linking clients to critical services cannot begin until they have obtained valid forms of identification including SSI cards and birth certificates. The number clients requesting assistance in this area continues to increase each quarter.

Below is a glimpse of the amount of work and types of services provided by the resource staff (servicing just the Parole and PCS clients) from July 1, 2014 through September 30, 2014.

Type of Services	Jul – Sep (3rd Qtr)
Client Jail Visits	143
Client Program Visits	77
Phone Calls (to and from Clients)	485
Program and Service Referrals	825
Obtaining Valid Forms of Identification (including SSI and Birth Certificates)	222

OFFICE OF THE

DISTRICT ATTORNEY

ORANGE COUNTY, CALIFORNIA

TONY RACKAUCKAS, DISTRICT ATTORNEY

July – September 2014 Report

Number of Petitions Filed

Filings	3rd Q 2014
PCS Petitions Filings (Estimate)	*309*

Filings	3rd Q 2014
MSV Petition Filings	272

Filings	3rd Q 2014
Parole Petitions Filings (Estimate)	218

Active PCS Petitions	*129*	Active MSV Petitions	216	Active Parole Petitions	*31*
Warrant PSC Petitions	*5*	Warrant MSV Petitions	335	Warrant Parole Petitions	*0*

dna - Data Not Available

Set Court Proceedings

PCS Proceedings

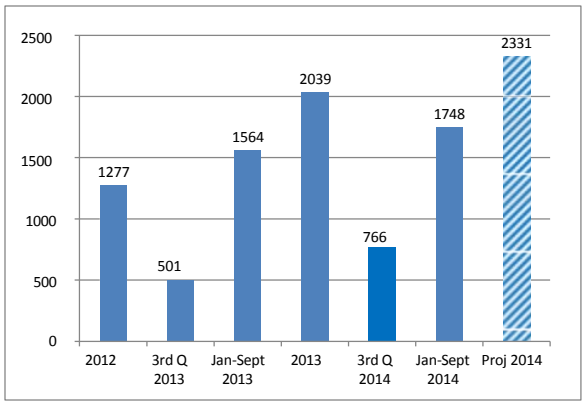

Post Release Community Supervision proceedings were slighlty higher in the first 9 months of 2014 as compared to the same time frame of last year.

Projections for 2014 are also slighlty higher than the annual numbers for 2013.

Petition Dispositions	2012	3rd Q 2013	Jan-Sept 2013	2013	3rd Q 2014	Jan-Sept 2014	2014
Dismissed	*dna*	*dna*	*dna*	*dna*	5	25	33
Sustained No Time	*dna*	*dna*	*dna*	*dna*	20	40	53
Sustained Serve Specified Time	*dna*	*dna*	*dna*	*dna*	286	605	807
Total	*dna*	*dna*	*dna*	*dna*	206	415	893

dna - Data Not Available

MSV Proceedings

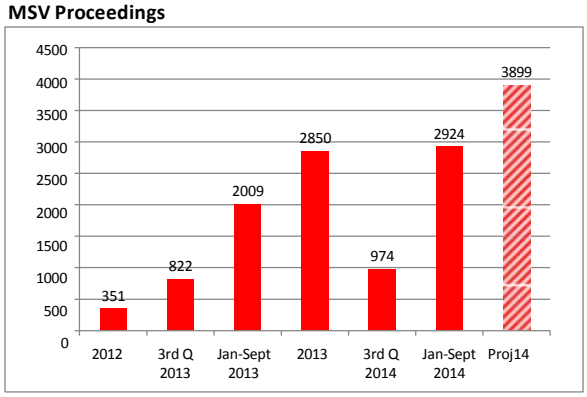

Mandatory Supervision Violation proceedings were up 46% during the first 9 months of 2014 as compared to the same time frame during the previous year.

Projections for MSV proceedings in 2014 indicate that the OCDA will appear in 37% more proceedings than in 2013.

Defendants being returned to local prison for the remainder of their term has increased 96% between the first 9 months of 2013 and the first 9 months of 2014.

Petition Dispositions	2012	3rd Q 2013	Jan-Sept 2013	2013	3rd Q 2014	Jan-Sept 2014	2014	% Change	% Chang
Dismissed	8	10	22	43	6	40	53	82%	24%
Sustained No Time	12	10	37	50	15	54	72	46%	44%
Sustained Serve Specified Time	185	198	439	589	172	544	725	24%	23%
Sustained Returned for Remaining Term	31	53	155	245	98	304	405	96%	65%
MSV Terminated - Sentence Deemed Complete	4	12	23	32	32	63	84	174%	163%
Total	240	283	676	959	323	1005	1340	49%	40%

OFFICE OF THE
DISTRICT ATTORNEY
ORANGE COUNTY, CALIFORNIA
TONY RACKAUCKAS, DISTRICT ATTORNEY

July – September 2014 Report

Parole Proceedings

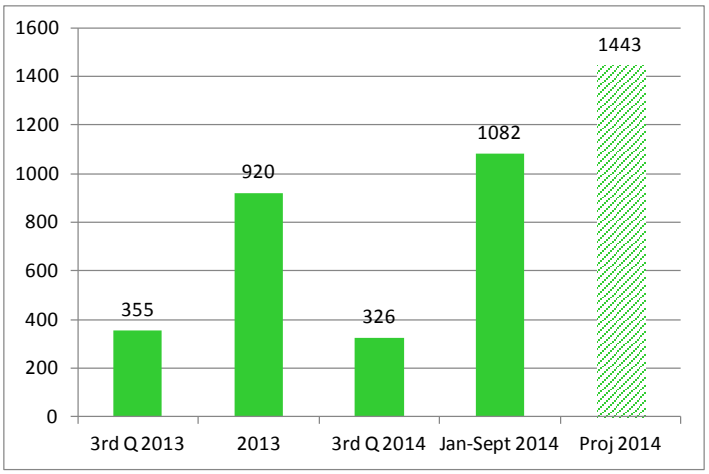

*2013 contains only 5 months worth of data.

AB 109 required the OCDA to handle Parole Violations beginning in July of 2013. Although no annual data can be compared. The 3rd quarter of 2014 saw a decease of 8% as compared to that same time frame in 2013.

Annual projections show that the OCDA will handle up to 1443 Parole Violation proceedings in 2014.

Petition Dispositions	2012	3rd Q 2013	Jan-Sept 2013	2013	3rd Q 2014	Jan-Sept 2014	2014
Dismissed	*dna*	*9*	*dna*	24	8	8	11
Sustained Serve Specified Time	*dna*	*175*	*dna*	422	172	579	772
Total	*dna*	184	*dna*	446	180	587	184

The Office of the District Attorney (OCDA) tracks filings for Mandatory Supervision Violations in the DA Complaint Management System (CMS). This includes cases that go to warrant. However, resources are not available to track **filings** for Post Release Community or Parole Violations; therefore, these numbers can only be estimated. The OCDA does track all proceedings/hearings scheduled for these AB 109 Violations. **Disposition and sentences** are currently only being tracked for Mandatory Supervision and Parole Violations.

The Central Justice Center handles all the Post Release Community Supervision (PCS) Violations. The PCS proceedings are heard in C58 on Wednesdays. The OCDA tracks the PCS violation proceedings from the Court's VISION calendar.

Mandatory Supervision Violations (MSV) are heard primarily in C58, but can be assigned out from C58 to other courts for future hearings and dispositions. Some MSV are also filed in CJ1. MSV hearings are part of the data exchange with VISION and are included in the automated data exchange between the OCDA and the Courts. Cases are updated as new hearings are scheduled and dispositions and sentences are being entered into CMS.

Parole Violations are heard at the Central Justice Center. They are heard in CJ1 on Thursdays. Cases are only entered into the OCDA's CMS once a hearing is set. Cases are updated as new hearings are scheduled and dispositions and sentences are being entered into CMS.

OCDA Representative

Steve Yonemura
Head of Court, Central Justice Center
714-834-7613
steve.yonemura@ocda.ocgov.com

OCDA Data Expert

Katie J.B. Parsons, Ph.D.
Research Manager
714-623-0615
katie.parsons@ocda.ocgov.com

Health Care Agency (HCA)
Mark Refowitz, Agency Director

July - September 2014 Report

Referrals and Admissions

Probation Referrals & HCA Assessments

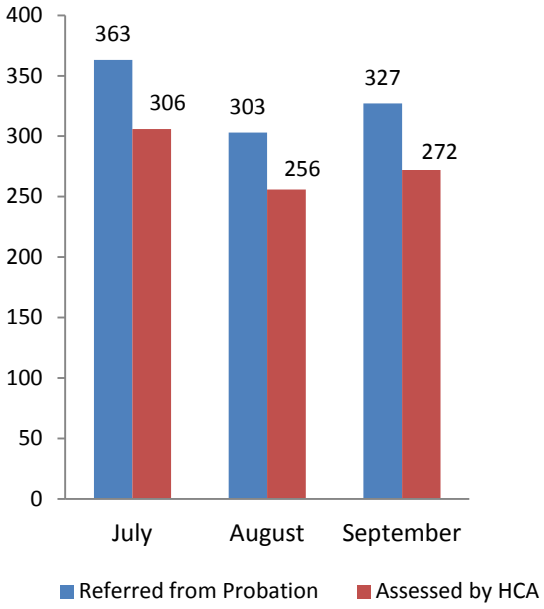

Admitted to Outpatient Treatment

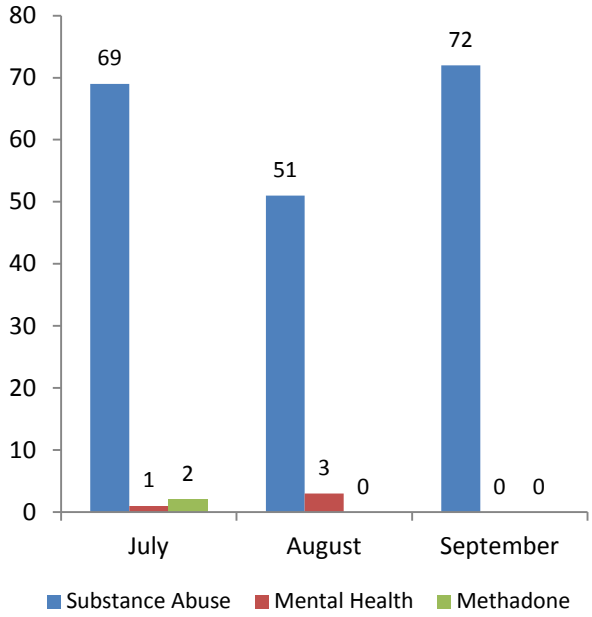

Admitted into Housing/FSP Services

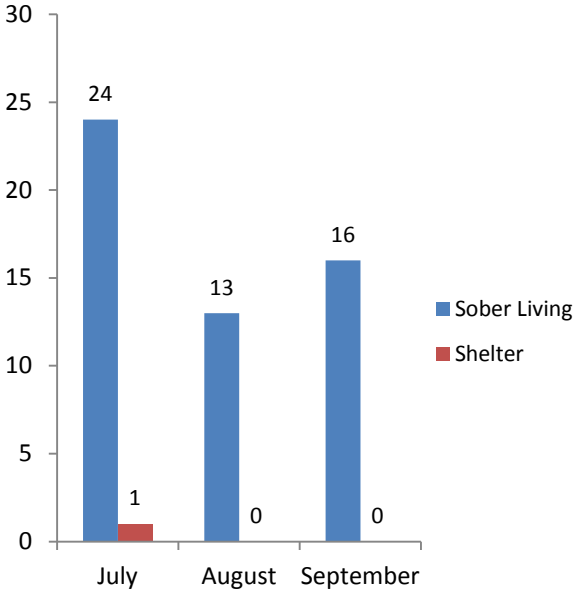

Admitted to Residential Treatment/Detox

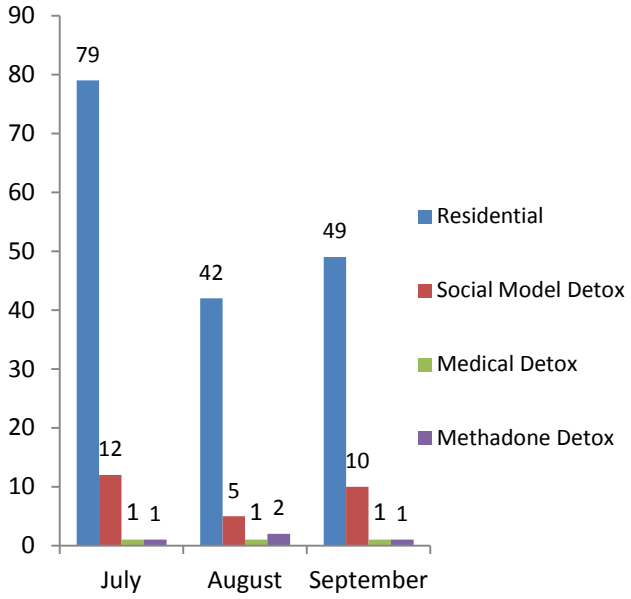

Health Care Agency (HCA)
Mark Refowitz, Agency Director

July - September 2014 Report

Cumulative total of AB 109 Clients referred to HCA Behavioral Health Services from November 2011-September 2014 = 9,214

Referrals made through September 2014	Total
Outpatient SUD Tx	1559
Residential SUD Tx	1420
Outpatient AMHS	288
Sober Living	258
Social Model Detox	315*
Medical Detox	50*
Full Service Partnership (FSP)	25*
Shelter	55*
Methadone Detox	33*
Methadone Maintenance	23*
Psychiatrist	261*

**estimated, not tracked from the beginning*

Admitted to Services through September 2014	Total
Outpatient SUD Tx	1271 (79%)
Residential SUD Tx	1316 (93%)
Outpatient AMHS	143 (50%)
Sober Living	249 (97%)
Social Model Detox	237 (75%)
Medical Detox	27 (54%)
Full Service Partnership (FSP)	19 (76%)
Shelter	28 (51%)
Methadone Detox	27 (82%)
Methadone Maintenance	18 (78%)
Clients seen by Psychiatrist	227 (87%)

Behavioral Health Services:

HCA continues to partner with Probation providing behavioral health assessments and referrals. Of the total referrals received from probation this quarter, 84% were assessed by HCA's assessment team. July referrals to residential treatment were much higher compared to August and September. This resulted in more admissions to substance abuse residential treatment services. In mid-June funding for residential treatment reached maximum capacity and referrals to residential treatment were put on hold through the end of June, consequently the higher than average number of admissions in July. The demand for residential treatment services has continued to increase. To address the demand an additional $800,000 would be needed to meet the demand for residential services for the remainder of the year. HCA has been averaging around 56 admissions per month this quarter. Additional funding has not been identified, therefore new admissions to residential treatment were reduced to 25 individuals per month, effective October 1, 2014, so as not to exceed the budgeted amount.

Additionally short-term policies were initiated to address the demand for residential services. Many individuals have been enrolled in residential treatment services multiple times. As part of the admission capitation, individuals who have never been enrolled in treatment would be given first priority for admissions. Sober living admissions had the potential of being affected due to the reduced number of individuals entering and completing residential services. Residential treatment is the primary source of sober living referrals. Since many individuals would not be able to access residential treatment services, those individuals were offered and encouraged to participate in outpatient services and/or the Day Reporting Center (DRC). Individuals with alcohol and/or opiate problems are encouraged to participate in our Vivitrol program, thus giving individuals a better opportunity to maintain their sobriety in the community. Additionally, individuals actively participating in their recovery are afforded the opportunity to be in sober living.

This past quarter there was only one admission to the shelter program, Wisteria House. Wisteria House is for individuals who are severely and persistently mentally ill (SPMI) and are in need of short-term housing. Wisteria House is contracted to provide two beds annually. HCA believes there is demand for this service. HCA will be exploring possible barriers and access issues in the next quarter. The Full Service Partnership (FSP) provider, Opportunity Knocks, has been doing an outstanding job with the SPMI population. Data from the FSP will be included in the forthcoming annual report. During this past quarter the Behavioral Health clinics had four admissions to services.

Correctional Health Services:

Partnering with BHS, Correctional Health staff administered Vivitrol to seven inmates prior to their release. Coordinated follow-up is arranged for these individuals to receive additional injections post-release via BHS out-patient services.

Thirty-three (33) AB 109 inmates were either hospitalized or treated in the Emergency Department. This is significantly lower than second quarter.

All primary care physician services are provided within the jail; however, when an AB 109 inmate needs specialty services, they are transported to specialty medical clinics off-site (such as, Cardiology, Nephrology, Oncology, OB, Surgery, etc.). There are currently nearly 20 specialty clinic services available with 149 clinic visits completed during the third quarter of 2014 for AB 109 inmates specifically. This equates to approximately 35% of specialty clinic services business—with only 15% of the total jail population being AB 109 status. We experienced a similar utilization of specialty clinic services during quarter three as with the previous quarter.

In-custody Correctional Health Services triages and screens every AB 109 inmate in the jail to determine their medical and mental health needs and subsequent treatment and medication plan. (The volume of patients is reflected in the Sheriff's section of this report, as all in-custody inmates on the Sheriff's census are also managed by in-custody healthcare staff.)

Orange County Probation Department

Steven J. Sentman, Chief Probation Officer

Status of the Realigned Population within Orange County

Post-Release Community Supervision

Releases from Prison from October 1, 2011 through September 30, 2014 = 4161

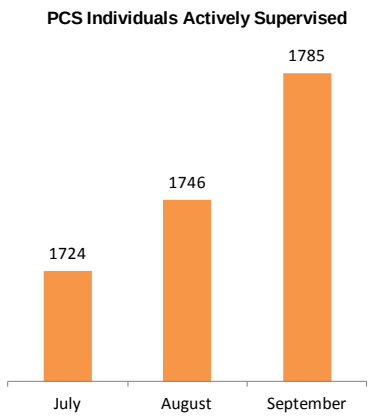

OC Probation saw an increase in actively supervised PCS from August to September by 39 individuals. This has increased the overall caseload for Probation Officers. September's caseload average was 40.5 among 34 DPOs.

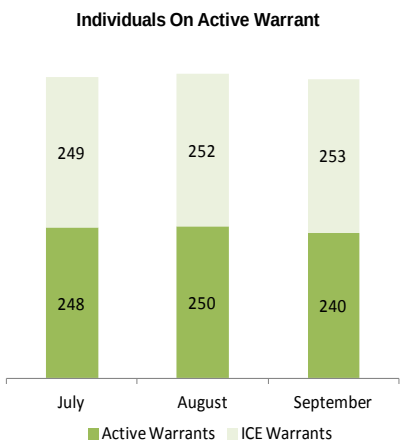

The number of individuals on Active Warrant have maintained relatively the same over the last three months with no increase and/or decrease in active warrants or ICE Warrants.

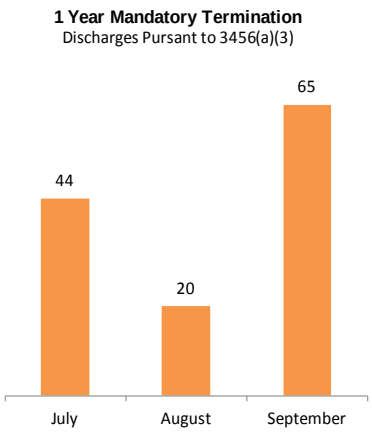

PCS individuals without custodial sanctions are mandatorily discharged after one year.

	Warrants		Revocations		Flash Incarcerations	
	Reported	Never Reported	New Law Violation	Tech Violation	Tech Violation/ Warrant	New Law Violation
July	86	7	73	70	38	20
August	87	12	87	65	58	22
September	80	12	105	63	63	26
Total	**284**		**463**		**227**	

Controlling Offense (All Felonies)	Person	Property	Drug	Weapons	Other
	9%	34%	41%	6%	10%

Controlling Offenses maintained the same percentages as the previous quarter.

Mandatory Supervision

Individuals with MS Convictions from October 1, 2011 through September 30, 2014 = 2389

Mandatory Supervision (MS, also known as Split Supervision) individuals are offenders sentenced under PC § 1170(h) who receive jail time followed by supervision. During the third quarter 2014, 184 individuals were sentenced to MS. This was slightly fewer than the previous quarter 2014, where a total of 198 individuals were sentenced to MS. As of September 2014, OC Probation supervises 837 MS individuals, while 306 are on active warrants. In addition, 260 individuals were sentenced but are still in Orange County Jails – once released, they will be supervised by OC Probation.

Orange County Probation Department

Steven J. Sentman, Chief Probation Officer

Status of the Realigned Population within Orange County

Characteristics of Actively Supervised AB109 Individuals

	PCS	MS		PCS	MS
	Gender			**Prior Probation Violations**	
Male	89%	76%	None	5%	11%
Female	11%	24%	One or More	95%	89%
	Ethnicity			**Substance Abuse**	
White	45%	54%	No Problem	11%	8%
Hispanic	42%	35%	Occasional to Frequent Abuse	89%	92%
Black	7%	4%		**Age at First Conviction**	
Asian/PI	5%	6%	24 or older	13%	28%
Other	2%	2%	20-23	23%	24%
Avg Age	**37.0**	**35.4**	19 or younger	63%	49%
	Initial Risk Classification			**Prior Probation Supervision**	
High	91%	88%	None	5%	12%
Medium	8%	10%	One	5%	10%
Low	1%	2%	Two or More	90%	78%

PCS Division Supervision

Office Visits	Home Calls	Resource Referrals	Search & Seizure	Urinalysis Tests	Pos. UA Tests	Arrests
6,229	1,109	411	1,961	1,580	379	256

PCS OD Intakes	
July	85
August	70
September	80
Total	**235**

GPS Devices Utilized
52

OCSD Tactical Apprehension Team	
PCS Arrests	123
MS Arrests	10
Probationer Arrests	83
Field Attempts	109
Field Searches	269
Total Tactical Team Rev. Filed	98

Day Reporting Center

Program Referrals	**120**
Referral Reason (%)	
Benefit to Participant	70%
Sanction	10%
Both	5%
Missing/Unknown	15%

Program Entries	**79**
Risk Level at Entry (%)	
High	72%
Medium	12%
Low	1%
New/Unclassified	15%

Program Discharges	**90**
Phase at Exit 1-3 (%)	
1	48%
2	25%
3	0%
Unknown	27%

DRC Discharges by Type

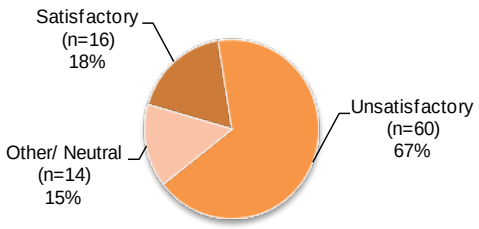

Assessed Risk Level for Discharges

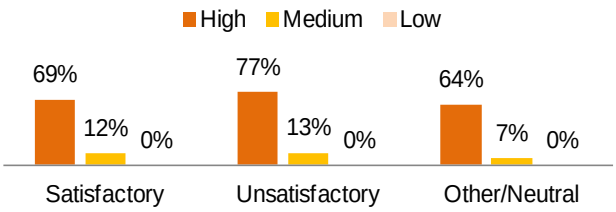

Orange County Probation Department

Steven J. Sentman, Chief Probation Officer

AB109 Realignment Monthly Stats
September 2014

Postrelease Community Supervision (PCS)

Releases from Prison

since 10/1/11 - 9/30/14 = 4161

2014 YTD = 731
2014 Monthly Avg = 81
2013 Monthly Avg = 72

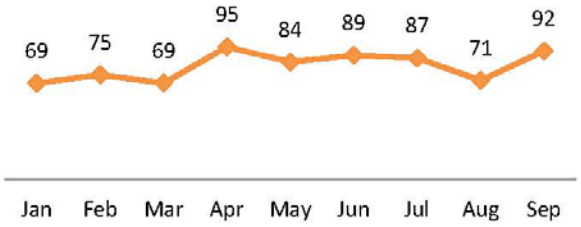

Currently Supervised:

Actively Supervised	1758
On Active Warrant (includes 253 ICE warrants)	493
Total	2251

Completions:

1 Yr Mandatory Termination	1228
Other Discharges/Transfers	682
Total	1910

*Based on CDCR's projected release dates and are subject to change. Numbers reflect the most current release date information.

Warrants and Revocations

38.16% of individuals had at least one warrant issued since 10/1/2011.

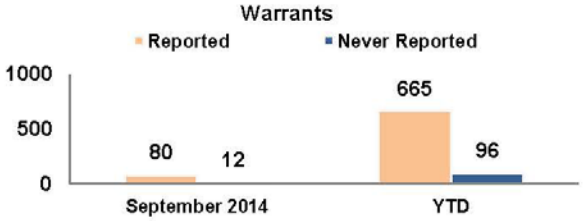

	Sep-14	YTD-2014	Cumulative
Total Warr.	92	761	3029

40.64% of individuals had at least one revocation since 10/1/2011.

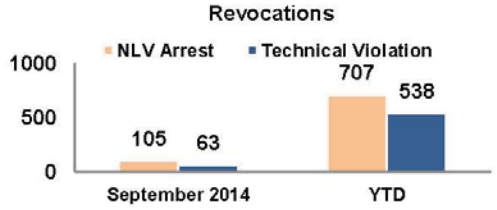

	Sep-14	YTD-2014	Cumulative
Total Rev.	168	1245	3580

Flash Incarcerations

September 2014

71% in September were due to a technical violation/warrant.

29% in September were due to a new law violation.

Year to Date (1/1/2014-9/30/2014)

70% due to a technical violation/warrant.

30% due to a new law violation.

Cumulative (10/1/2011-9/30/2014)

68% due to a technical violation/warrant.

32% due to a new law violation.

41.7% (1,735 of 4,161 individuals released from prison had at least one flash.)

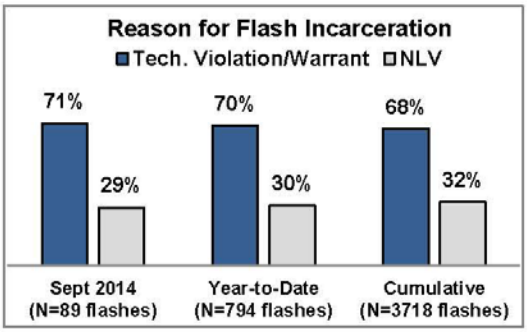

Mandatory Supervision (MS)

Individuals with MS Convictions

since 10/1/11 - 9/30/14 = 2389

2014 YTD = 589
2014 Monthly Avg = 65
2013 Monthly Avg = 77

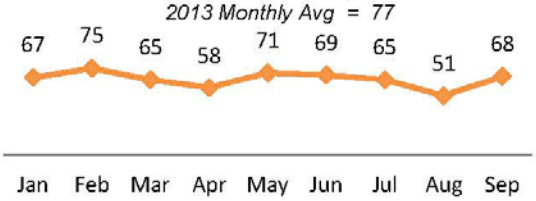

Currently Supervised:

Actively Supervised (Released from Jail)	837
On Active Warrant as of September 31, 2014	308
Total	1145

Awaiting Superivison:

Sentenced (still in custody)	260

Completions:

MS Case Terminated/Expired/Other	984

Orange County Probation Department

Steven J. Sentman, Chief Probation Officer

Postrelease Community Supervision Monthly Stats
September 2014

PCS Releases from Prison

City of Residence (*)	September 2014 Total n	September 2014 % of Total	On Active Supervision as of September 30, 2014 (**) Total n	On Active Supervision as of September 30, 2014 (**) % of Total
LA COUNTY	9	10%	57	3%
RIVERSIDE COUNTY	1	1%	27	2%
SAN BERNARDINO COUNTY	0	0%	20	1%
SAN DIEGO/IMPERIAL COUNTY	0	0%	6	0%
OCSD CONTRACT CITIES	10	11%	133	8%
OTHER CA COUNTIES	3	3%	21	1%
OUT OF STATE	0	0%	9	1%
OUT OF COUNTRY	0	0%	1	0%
ANAHEIM	16	17%	264	15%
BREA	0	0%	7	0%
BUENA PARK	2	2%	45	3%
COSTA MESA	3	3%	62	4%
CYPRESS	1	1%	12	1%
FOUNTAIN VALLEY	0	0%	8	0%
FULLERTON	1	1%	65	4%
GARDEN GROVE	9	10%	139	8%
HUNTINGTON BEACH	7	8%	83	5%
IRVINE	0	0%	16	1%
LA HABRA	2	2%	24	1%
LA PALMA	0	0%	1	0%
LAGUNA BEACH	0	0%	1	0%
LOS ALAMITOS	0	0%	3	0%
NEWPORT BEACH	0	0%	12	1%
ORANGE	2	2%	63	4%
PLACENTIA	0	0%	21	1%
SANTA ANA	11	12%	386	22%
SEAL BEACH	0	0%	3	0%
TUSTIN	4	4%	37	2%
UNKNOWN	10	11%	174	10%
WESTMINSTER	1	1%	58	3%
TOTAL	**92**	**100%**	**1758**	**100%**

(*) The City of Residence is based on the offender's address in probation records as of the monthly report production.

(**) Active Supervision includes PCS individuals released from prison and on active supervision by the Probation Department.
It includes individuals in the community and those currently serving local custody for a flash incarceration or revocation.
The total excludes PCS individuals on active warrant status, discharged, transferred to other counties, or terminated for other reasons.

Assembly Bill 109 (California Prison Realignment) has two types of supervision:

1.) Offenders released directly from prison under **Postrelease Community Supervision** (PCS or PRCS) per Section 3450(a) PC.

2.) Offenders sentenced at court to serve a sentence in the county jail with supervision is known as Mandatory Supervision or Supervised Release (also called "split sentence") under Section 1170(a)(1) PC.

Both types of supervision will be provided by Probation and Deputy Probation Officers.

YOUR FIRST APPOINTMENT AFTER RELEASE FROM PRISON

The office location of your first visit is **909 N. Main St., Santa Ana, CA 92701**. High-Control offenders are mandated by law (Section 3060.7 PC) to report within 48 hours of release from prison. If that falls on a holiday or weekend you will report to Orange County Juvenile Hall located 331 City Drive, Orange CA 92828. All others have (2) "business" days to report to 909 N. Main St., Santa Ana, CA 92701.

What to bring to your first appointment:

- Birth Certificate and/or documentation of citizenship
- California Driver License or California ID
- Current address and phone number
- 11590 H&S registration or appointment if required
- Employer Information

If you do not have all of this information, have an idea or a plan as to when you will have it.

October 2014

ORANGE COUNTY PROBATION OFFICE LOCATIONS

Santa Ana Office
909 N. Main Street, Suite 1, Santa Ana, CA 92701
(714) 569-2000

Manchester Office Building
4th & 5th Floor
301 The City Drive, Orange, CA 92868
(714) 935-7411

Juvenile Hall
331 The City Drive, Orange, CA 92868
(714) 935-6660

North County Field Services
1535 E. Orangewood Avenue, Anaheim, CA 92805
(714) 937-4500

West County Field Services
14180 Beach Boulevard, Westminster, CA 92683
Adult (714) 896-7500
Juvenile (714) 896-7878

San Juan Capistrano Office
32118 Paseo Adelanto, Suite 1-A
San Juan Capistrano, CA 92675
(949) 248-3220

Adult Day Reporting Center (DRC)
901 Civic Center Street, Santa Ana, CA 92701
(714) 415-7400
Fax (714) 542-0179

Center for Opportunity, Reentry and Education (CORE)
2823 S. Bristol Street, Santa Ana, CA 92704
(714) 769-8740

ORANGE COUNTY PROBATION DEPARTMENT

GUIDELINES TO SUCCESSFUL COMPLETION OF POSTRELEASE COMMUNITY SUPERVISION

Steven J. Sentman
Chief Probation Officer

This pamphlet explains what is expected of you and to assist you on successful completion of Postrelease Community Supervision (PCS).

GUIDELINES TO SUCCESSFUL COMPLETION OF POSTRELEASE COMMUNITY SUPERVISION (PCS)

The terms and conditions of PCS are set by law (Section 3453 PC). Additional conditions may be added by your assigned Probation Officer based upon your current offense & prior record.

- Know your terms and conditions of PCS.
- If you follow the rules and are cooperative, you will successfully discharge.
- Talk to your Probation Officer if you have any questions or problems. Communication is very important in any success.
- Have a positive attitude and an open mind. We want to help you to help yourself.
- Keep your appointments. Failure to report to your Probation Officer or Court could result in negative consequences.
- Complete all counseling and community service as directed.
- Do not use drugs or abuse alcohol. If you have a substance abuse problem, admit it and seek treatment.
- Maintain a legitimate residence. Avoiding supervision and not living where you say you do is a common mistake. You will end up in custody. Prior to release, make sure your family, relatives, or friends know you will be supervised and it is O.K. for you to live in their home upon release. Plan ahead!
- Don't hang out with negative "old friends". Surround yourself with positive people.
- Do not break the law. If you do have police contact or arrest, report it immediately to your Probation Officer.
- One of the Probation Department's main goals is to protect the community. If you violate PCS in a way that indicates you are at risk to reoffend, your probation officer may arrest you to protect the community.

If you violate your terms & conditions of PCS, you will be held accountable. Your Probation Officer can increase your level of supervision including testing, reporting, outpatient program, residential program, community service, GPS, or referral to a Day Reporting Center. You are also subject to additional custody time if you violate including:

Flash: 1-10 days in local jail. No formal hearing is required and is at the discretion of the Probation Officer.

Formal Revocation: similar to a formal probation or parole violation and requires a Court hearing (180 day maximum lid per occurrence and is served at local jail).

FREQUENTLY ASKED QUESTIONS

Who will supervise me?
You are under the jurisdiction of the Probation Department and will be supervised by a Deputy Probation Officer for up to 3 years after your release.

In addition to my Probation Officer, can the police check on me or conduct a search at my residence?
Yes, you are subject to "search" by ANY peace officer.

Can I do "mail-ins"?
Based upon your overall POSITIVE progress, your Probation Officer may decrease your level of supervision which could include phone call, mail-in, or "kiosk" reporting. This must be earned after a sufficient period of supervision and you must be in compliance with the overall terms and conditions of your PCS supervision.

Can I live in a different county?
Yes. Your PCS case will be assigned to the appropriate jurisdiction based upon verified, approved, and documented residence. You will be required to report to your Probation Officer regularly until your case is transferred. Plan ahead and confirm your residence prior to your release.

Can I move to another state?
Your request to live outside of CA in another state is governed by Federal Law (*Article I, § 10 of the United States Constitution and pursuant to Title 4, Section 112(a) of the United States Code*). You must have a legitimate reason AND receive prior permission from the receiving state prior to your move. This formal process can take up to 6 months including verification of residence in the other state. You will remain in CA under PCS supervision and report to your Probation Officer until the other state says "yes" you can move there.

When am I discharged from PCS?
You have up to 3 years of supervision. You are eligible for discharge after 6 months of successful supervision at the DISCRETION of the Probation Officer. The law MANDATES "discharge" upon successful completion of 12 months of continuous supervision ("successful" is defined as no custodial sanction). It is in your best interest to cooperate in your rehabilitation prior to and after your release.

MISSION STATEMENT OF ORANGE COUNTY PROBATION DEPARTMENT

As a public safety agency, the Orange County Probation Department serves the community using efficient and research-supported corrections practices to:

** Reduce Crime*
** Assist the Courts in managing offenders*
** Promote lawful and productive lifestyles*
** Assist Victims*

SUCCESSFUL TRANSITION BACK INTO THE COMMUNITY WILL INVOLVE:

- Economic stability and personal responsibility
- Financial literacy, employment, child support
- Housing/living arrangements, transportation
- Education and vocational training, legal matters, safety and crisis planning
- Physical and mental health, nutrition, substance abuse
- Leisure/recreation/community, support systems, and peer associations, personality and behavior treatment
- Family, parenting, and attitudes and orientations.

CALL FOR AN APPOINTMENT...

ORANGE COUNTY PUBLIC DEFENDER
14 CIVIC CENTER PLAZA
SANTA ANA, CA 92701

MAIN: (714) 834-2144
TOLL FREE: (866) 634-6224

Larisa Dinsmoor, Attorney
Lee Gabriel, Attorney
Kevin Snyder, Attorney

If you are on PCS or Parole please call:
Jennifer Surges, Paralegal (last names L-Z)
Christine Frerichs, Paralegal (last names A-K)
If you are on Mandatory Supervision or NON-AB109 Re-entry please call:
Spring Jaentsch, Investigator

ORANGE COUNTY PUBLIC DEFENDER OFFICE LOCATIONS

MAIN OFFICE
14 Civic Center Plaza
Santa Ana, CA 92701
Telephone: (714) 834-2144

CENTRAL OFFICE
600 W. Santa Ana Boulevard, Suite 1000
Santa Ana, CA 92701
Telephone: (714) 568-4860

HARBOR OFFICE
4601 Jamboree Road, Suite 101
Newport Beach, CA 92660
Telephone: (949) 476-4888

JUVENILE OFFICE
341 City Drive South, Suite 307
Orange, CA 92868
Telephone: (714) 935-7578

MENTAL HEALTH
600 W. Santa Ana Boulevard, Suite 501
Santa Ana, CA 92701
Telephone: (714) 796-8200

NORTH OFFICE
1440 N. Harbor Boulevard, 4th Floor
Fullerton, CA 92835
Telephone: (714) 626-3700

SUPERIOR 901
600 W. Santa Ana Boulevard, Suite 111
Santa Ana, CA 92701
Telephone: (714) 796-8100

The Orange County Public Defender safeguards the Constitutional rights of all by providing high-quality, cost-effective legal services to the indigent of Orange County.

FRANK OSPINO, PUBLIC DEFENDER
SHARON PETROSINO, CHIEF DEPUTY PUBLIC DEFENDER
ANTHONY MESA, SENIOR ASSISTANT PUBLIC DEFENDER
DAN COOK, SENIOR ASSISTANT PUBLIC DEFENDER
MARTIN SCHWARTZ, SENIOR ASSISTANT PUBLIC DEFENDER

RE-ENTRY SUPPORT SERVICES

Services are available to Public Defender clients and anyone who qualifies for Public Defender representation because of indigency (inability to afford an attorney).

- ✓ Looking for hope?
- ✓ Need resources for a better life?
- ✓ Currently on probation or parole?
- ✓ Tired of being thrown in jail or prison?
- ✓ Do not want to go back to jail or prison?

WE CAN HELP!

LINKS TO HOUSING, MEDICAL, COUNSELING, EMPLOYMENT, GOVERNMENT BENEFITS AND MORE....

LAW OFFICES ORANGE COUNTY PUBLIC DEFENDER

"Everyone Deserves a Second Chance"

ORANGE COUNTY PUBLIC DEFENDER RE-ENTRY SUPPORT SERVICES

1. **Who qualifies for services?** Services are available to Public Defender clients and anyone who qualifies for Public Defender representation because of indigency (inability to afford an attorney).

2. **Who do I contact?** Call to make an appointment by contacting the Orange County Public Defender at: (714) 834-2144 or toll free: (866) 634-6224 to obtain referrals and develop a case plan for your success. Ask for **Jennifer Surges** or **Christine Frerichs** for PCS and Parole AB109 Re-entry or **Spring Jaentsch** for Mandatory Supervision and non-AB109, Re-entry clients.

3. **What is re-entry?** "Re-entry" refers to the transition of people from incarceration to the community.

4. **What is the objective?** The objective is to address high rates of criminal recidivism and to identify strategies to reverse that trend.

5. **Who benefits?** By enabling individuals to successfully complete probation and successfully reintegrate back into the community, both the individual and the community benefits.

6. **Who needs assistance?** Individuals suffering from chemical addiction, anger management issues, joblessness, homelessness, dysfunctional relationships, and poverty need help to make lasting changes in their lives.

7. **Why provide these services?** Research shows that re-entry treatment options instead of incarceration reduce the rate of recidivism for inmate populations.

RE-ENTRY SUPPORT SERVICES/REFERRALS

Do you need help getting connected to the following services?

DISMISSAL OF CRIMINAL CASES
EARLY TERMINATION OF PROBATION, REDUCE A FELONY TO A MISDEMEANOR, CERTIFICATE OF REHABILITATION AND PARDON, LIVE SCANS, SEALING ARREST RECORDS

TRAFFIC CITATIONS
HOMELESS-OUTREACH COURT, DMV LICENSE HOLDS, WARRANTS

SHELTER
EMERGENCY, TRANSITIONAL, SECTION 8, PERMANENT, SOBER LIVING

JUVENILE
TRUANCY, DEPENDENCY, SEALING OF JUVENILE RECORDS

MEDICAL
MEDI-CAL/CAL-OPTIMA, AFFORDABLE CARE ACT, FREE MEDICAL CLINICS, MENTAL HEALTH, DENTAL, VISION

CHILD SUPPORT
LICENSE HOLD DUE TO NON-PAYMENT OF CHILD SUPPORT, MODIFICATION

IMMIGRATION ISSUES AT SENTENCING

SOCIAL SERVICES
FOOD STAMPS, GR, CAL-WORKS

GOVERNMENT BENEFITS
SSI/SSDI, DENIAL OF BENEFITS, REINSTATEMENT OF BENEFITS, VA BENEFITS

IDENTIFICATION
CALIFORNIA IDENTIFICATION, DRIVING LICENSE, SOCIAL SECURITY CARD, BIRTH CERTIFICATE

GET CONNECTED TO SERVICES

Access the resources you need to be successful.....

VETERAN SUPPORT SERVICES
BENEFITS, MEDICAL DETOX, HOUSING

DOMESTIC VIOLENCE
RESTRAINING ORDERS, SHELTER, CLASSES

EDUCATION
GED, SCHOOL, ROP, COLLEGE COURSES, CENTER FOR OPPORTUNITY RE-ENTRY AND EDUCATION (CORE PROGRAM)

JUDGMENTS/LAWSUITS
WAGE GARNISHMENTS, SUITS FOR CONTRACTS, MEDICAL DEBTS, EVICTION SUITS

FOOD
FOOD BANK REFERRALS
WIC, FOOD STAMPS/CALFRESH

FAMILY LAW
NON-SUPPORT, DIVORCE, CHILD CUSTODY

LEGAL
PREPARATION AND FILING TAXES, LEGAL AID, NOTARY

SSI/SSDI/SOCIAL SECURITY
HOW TO APPLY, APPEALS

SUBSTANCE ABUSE
DETOX, RESIDENTIAL TREATMENT, OUTPATIENT

ORANGE COUNTY PUBLIC DEFENDER

#4 1-15-15

Orange County Probation Department
Steven J. Sentman, Chief Probation Officer

AB109 Realignment Monthly Stats
December 2014

Postrelease Community Supervision (PCS)

Releases from Prison

from 10/1/11 - 12/31/14 = 4386
2014 YTD = 974
2014 Monthly Avg = 81
2013 Monthly Avg = 72

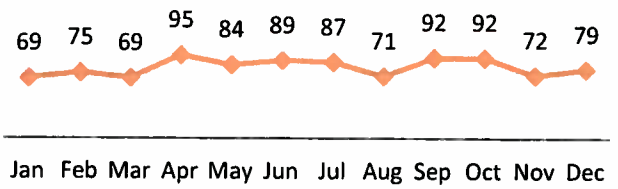

Currently Supervised:

Actively Supervised	1661
On Active Warrant (includes 262 ICE warrants)	539
Total	2200

Completions:

1 Yr Mandatory Termination	1354
Other Discharges/Transfers	832
Total	2186

*Based on CDCR's projected release dates and are subject to change. Numbers reflect the most current release date information.

Warrants and Revocations

38.26% of individuals had at least one warrant issued since 10/1/2011.

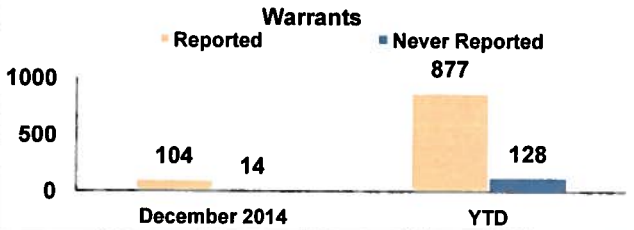

	Dec-14	YTD-2014	Cumulative
Total Warr.	118	1005	3272

41.22% of individuals had at least one revocation since 10/1/2011.

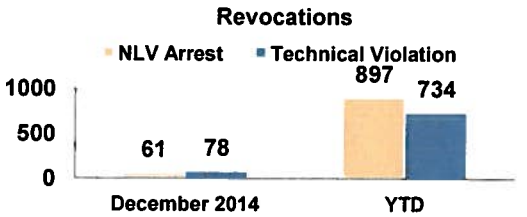

	Dec-14	YTD-2014	Cumulative
Total Rev.	139	1631	3966

Prop. 47 Terminations

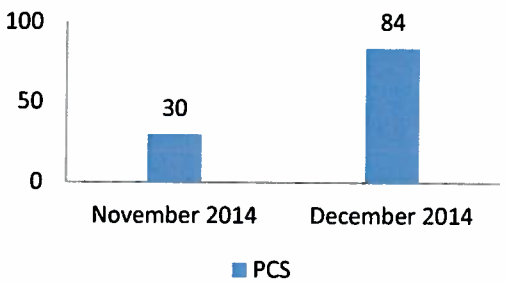

Flash Incarcerations

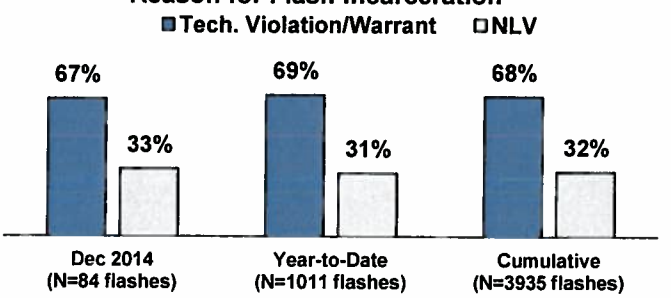

Mandatory Supervision (MS)

Individuals with MS Convictions

from 10/1/11 - 12/31/14 = 2468
2014 YTD = 698
2014 Monthly Avg = 58
2013 Monthly Avg = 77

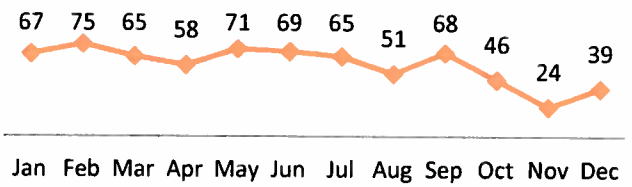

Currently Supervised:

Actively Supervised (Released from Jail)	754
On Active Warrant as of December 31, 2014	328
Total	1082

Awaiting Superivison:

Sentenced (still in custody)	225

Completions:

MS Case Terminated/Expired/Other	1161

Prepared by Communications and Research Division, 1/14/2015
For additional information please go to: http://ocgov.com/gov/probation/prcs and http://ocgov.com/gov/probation/occp