

# SUMMARY ACTION MINUTES

## REGULAR MEETING ORANGE COUNTY COMMUNITY CORRECTIONS PARTNERSHIP

*Thursday, October 23, 2014, 2:00 P.M.*

PROBATION DEPARTMENT  
Training Room 5  
1001 S. Grand Ave.  
Santa Ana, California

**STEVE SENTMAN, Chair**  
Chief Probation Officer

**MARY HALE**  
Health Care Agency

**SANDRA HUTCHENS**  
Sheriff-Coroner

**FRANK OSPINO**  
Public Defender

**TONY RACKAUCKAS**  
District Attorney

**KEVIN RANEY**  
Chief of Police, Garden Grove

ATTENDANCE: Members Hale, Hutchens, Rackauckas, Raney, Sentman and Davis (Alternate for Ospino)

EXCUSED: Member Ospino

COUNTY COUNSEL: Saul Reyes, Deputy

CLERK OF THE PARTNERSHIP: Jamie Ross & Dora Guillen, Deputy Clerks

### ADMINISTRATIVE MATTERS: (Items 1 - 6)

1. Welcome and Introductions  
**PRESENTED**
2. Discussion of final projections used for 2014 Strategic Financial Plan  
**DISCUSSED**
3. Discussion and approval of participation in Board of State and Community Corrections (BSCC) FY 2014-2015 Community Corrections Partnership Survey  
2513467 **APPROVED AS RECOMMENDED**  
x
4. Discussion and approval of Community Recidivism Reduction Grant options  
P.O. **DISCUSSED; CLERK TO AGENDIZE FOR NOVEMBER SPECIAL MEETING**  
**DISCUSSION AND APPROVAL OF EVALUATION CRITERIA, WEIGHTING OF**  
**CRITERIA AND FUNDING LEVELS**

## SUMMARY ACTION MINUTES

5. Discussion and approval of canceling or rescheduling 11/27/14, and 12/25/14, Regular OCCCP meetings  
P.O. **DISCUSSED; CHAIR CANCELED 11/27/14 AND 12/25/14, REGULAR MEETINGS.  
NOVEMBER MEETING TO BE RESCHEDULED TO EITHER 11/13/14 OR 11/20/14.  
CLERK TO CONTACT OCCCP MEMBERS TO FIND WHICH DATE WORKS BEST.**

**CHAIR ALSO ANNOUNCED 1/22/15, REGULAR MEETING TO BE RESCHEDULED TO  
1/15/15, DUE TO ANNUAL CONFERENCE FOR PUBLIC SAFETY REALIGNMENT.  
CHAIR DIRECTED CLERK TO AGENDIZE ITEM FOR DISCUSSION AND APPROVAL  
OF USE OF PARTNERSHIP FUNDS TO SEND EXECUTIVE COMMITTEE MEMBER  
OR DESIGNEE TO CONFERENCE FOR NOVEMBER MEETING.**

6. Realignment Updates:

- Probation
- Sheriff
- District Attorney
- Public Defender
- Courts
- Health Care/Mental Health
- Local Law Enforcement
- Board of Supervisors
- Social Services
- OC Community Resources
- OC Department of Education
- Community-Based Organization (Representative)
- CSP (Victims Representative)

**DISCUSSED; CHIEF RANEY ANNOUNCED HIS RETIREMENT**

### **PUBLIC & PARTNERSHIP COMMENTS:**

**PUBLIC COMMENTS:** None

**PARTNERSHIP COMMENTS:**

Chair Sentman – Oral Re.: Realignment Summit held 10/10/14. Orange County Criminal Justice Coordinating Council meeting held last week.

Member Hutchens – Oral Re.: Acknowledged Chief Raney’s leadership on the OCCCP.

**ADJOURNED:** 2:56 P.M.

# SUMMARY ACTION MINUTES

\*\*\* KEY \*\*\*

## *Left Margin Notes*

- |                   |                          |
|-------------------|--------------------------|
| 1 Mary Hale       | A = Abstained            |
| 2 Sandra Hutchens | X = Excused              |
| 3 Frank Ospino    | N = No                   |
| 4 Tony Rackauckas | P.O. = Partnership Order |
| 5 Kevin Raney     |                          |
| 6 Steve Sentman   |                          |
| 7 Frank Davis     |                          |

*(1st number = Moved by; 2nd number = Seconded by)*

/s/ \_\_\_\_\_  
*STEVE SENTMAN*  
*Chair*

/s/ \_\_\_\_\_  
*Jamie Ross, Deputy*  
*Clerk of the Partnership*

2014 SFP Proposed AB 109 Allocation

	Base	Base	Base	Growth
OC %:	6.51%	6.68%	6.68%	7.55%
Statewide Allocation:	354,300,000	842,908,998	998,900,000	86,757,030
Orange County Share:	23,078,393	56,302,998	66,723,523	6,550,676

Department	FY 11-12			FY 12-13			FY 13-14										
	Total FY 11-12 Final Funding*	FY 11-12 Year End Expenditures	Variance to Allocation (over)/under	Total FY 12-13 Final Funding*	FY 12-13 Year End Expenditures	Variance to Allocation (over)/under	Prior Year(s) Carryover	FY 13-14 Base Allocation	FY 12-13 Growth Funds Received	Total FY 13-14 Allocations	FY 13-14 Year End Expenditures	Variance to Allocation (over)/under	Funds Available for Reallocation	Allocation of Unspent Funds	Year-End Shortfall		
Sheriff	14,568,247	19,830,100	(5,261,853)	33,357,346	44,128,426	(10,771,080)	-	32,608,876	5,608,913	81%	38,217,789	46,590,488	(8,372,699)	-	4,237,230	(4,135,469)	88%
Probation	3,208,114	3,208,114	-	9,346,163	9,346,163	-	14,100	17,300,913	-	-	17,315,013	14,402,085	2,912,928	2,912,928	-	-	-
HCA (In-Custody)	4,300,576	4,534,935	(234,359)	7,918,292	9,045,279	(1,126,987)	-	7,451,168	941,763	19%	8,392,931	9,849,611	(1,456,680)	-	913,382	(543,298)	12%
HCA (Post-Custody)	309,102	309,102	-	3,325,455	3,325,455	-	11,085	6,110,854	-	-	6,121,939	5,208,557	913,382	913,382	-	-	-
Local Law Enforcement	692,354	45,265	647,089	1,314,648	1,314,648	-	-	565,048	-	-	565,048	428,147	136,901	-	-	-	-
<b>Total</b>	<b>23,078,393</b>	<b>27,927,516</b>	<b>(4,849,123)</b>	<b>55,261,904</b>	<b>67,159,971</b>	<b>(11,898,067)</b>	<b>25,185</b>	<b>64,036,859</b>	<b>6,550,676</b>	<b>100%</b>	<b>70,612,720</b>	<b>76,478,888</b>	<b>(5,866,168)</b>	<b>3,826,310</b>	<b>5,150,612</b>	<b>(4,678,767)</b>	<b>100%</b>
<b>Balance Allocation</b> (Allocation of the balance is considered one-time)	<b>23,078,393</b>	<b>27,927,516</b>	<b>(4,849,123)</b>	<b>55,261,904</b>	<b>67,159,971</b>	<b>(11,898,067)</b>	<b>25,185</b>	<b>64,036,859</b>	<b>6,550,676</b>		<b>70,612,720</b>	<b>76,478,888</b>	<b>(5,866,168)</b>	<b>3,826,310</b>	<b>5,150,612</b>	<b>(4,678,767)</b>	
Undistributed Allocation																	
HCA (Risk Pool/Stop Gap Insurance)	-	-	-	1,300,604	20,000	1,280,604	1,280,604	250,000	-	-	1,530,604	-	1,530,604	-	-	-	-
Probation	553,596	553,596	-	-	-	-	-	936,664	-	-	936,664	-	936,664	936,644	-	-	-
Sheriff (Deputy Recruitment/Academies)	1,000,000	1,000,000	-	-	-	-	-	750,000	-	-	750,000	750,000	-	-	-	-	-
District Attorney (Realignment Services)	110,000	27,980	82,020	329,754	329,754	-	-	750,000	-	-	750,000	362,362	387,638	387,638	-	-	-
Public Defender (Realignment Services)	110,000	110,000	-	194,893	194,893	-	-	200,000	-	-	399,147	-	399,147	-	-	-	-
Local Law Enforcement	54,854	-	54,854	200,000	853	199,147	199,147	2,886,664	-	-	4,366,415	1,112,362	3,254,053	1,324,282	-	-	-
Community Corrections Partnership	-	-	-	-	-	-	-	-	-	-	-	-	-	-	-	-	-
	1,828,450	1,691,576	136,874	2,025,251	545,500	1,479,751	1,479,751	2,886,664	-	-	4,366,415	1,112,362	3,254,053	1,324,282	-	-	-
	24,906,843	29,619,092	(4,712,249)	57,287,155	67,705,471	(10,418,316)	1,504,936	66,923,523	6,550,676		74,979,135	77,591,250	(2,612,115)	5,150,592	5,150,612	(4,678,767)	
<b>District Attorney/Public Defender PCS Representation</b>																	
District Attorney	413,627	39,287	374,340	851,183	303,285	547,898	551,612	558,494	188,902		1,299,008	886,373	412,635	-	-	-	-
Public Defender	413,627	118,030	295,597	772,440	351,471	420,969	420,969	558,495	188,902		1,168,366	732,556	435,810	-	-	-	-
	827,254	157,317	669,937	1,623,623	654,756	968,867	972,581	1,116,989	377,804		2,467,374	1,618,929	848,445	-	-	-	-
	25,734,097	29,776,409	(4,042,312)	58,910,778	68,360,227	(9,449,449)	2,477,517	68,040,512	6,928,480	-	77,446,509	79,210,179	(1,763,670)	5,150,592	5,150,612	(4,678,767)	-

\*Final Funding includes any additional revenues/carryover funds and accounts for funds reallocated to other Departments

FY 13-14 Notes

Local Law Enforcement funds are not available for reallocation as per MOU and can be carried over to FY 14-15. In Feb 2014, the CCP recommended carrying over any unused allocations for risk pool or stop gap insurance to FY 14-15 to be used to cover HCA's shortfall, with any shortfalls or other issues to be addressed in the FY 14-15 3rd Quarter Budget Report.



## 2014 SFP Proposed AB 109 Allocation

	OC %:	Base 6.75%	Growth 7.63%	Base 6.39%	Growth 9.40%	Growth 10.83%	Base 6.39%	Growth 9.62%	Base 6.39%	Growth 9.62%
Statewide Allocation:	Statewide Allocation:	934,100,000	73,200,000	934,100,000	86,020,000	65,780,000	1,085,900,000	52,000,000	1,137,900,000	52,000,000
Orange County Share:	Orange County Share:	63,045,168	5,584,285	59,725,166	8,086,281	7,122,460	69,431,066	5,000,000	72,711,810	5,000,000

Department	FY 14-15					FY 15-16				FY 16-17			FY 17-18		
	Prior Year(s) Carryover	FY 14-15 Approved Base Allocation	Base %	Approved FY 13-14 Growth Money Allocation	FY 14-15 Total Allocation	FY 15-16 Estimated Base Allocation	FY 15-16 Estimated Transition * Allocation	FY 14-15 Growth Allocation	FY 15-16 Total Allocation	FY 16-17 Estimated Base Allocation	FY 15-16 Estimated Growth Allocation	FY 16-17 Total Allocation	FY 17-18 Estimated Base Allocation	FY 16-17 Estimated Growth Allocation	FY 17-18 Total Allocation
Sheriff	-	32,053,784	51%	3,240,000	81%	30,459,835		6,267,765	88%	35,409,844	4,400,000	39,809,844	37,083,023	4,400,000	41,483,023
Probation	-	16,178,579	26%			15,528,543				18,052,077		18,052,077	18,905,071		18,905,071
HCA (In-Custody)	-	7,324,329	12%	760,000	19%	7,167,020		854,695	12%	8,331,728	600,000	8,931,728	8,725,417	600,000	9,325,417
HCA (Post-Custody)	-	5,714,435	9%			5,375,265				6,248,796		6,248,796	6,544,063		6,544,063
Local Law Enforcement	136,901	623,951	1%			597,252				694,311		694,311	727,118		727,118
<b>Total</b>	136,901	61,895,078	99%	4,000,000	100%	59,127,914		7,122,460	100%	68,736,755	5,000,000	73,736,755	71,984,692	5,000,000	76,984,692
	-	500,000	1%			597,252				694,311		694,311	727,118		727,118
	136,901	62,395,078	100%	4,000,000		59,725,166		7,122,460		69,431,066	5,000,000	74,431,066	72,711,810	5,000,000	77,711,810
<b>Balance Allocation (Allocation of the balance is considered one-time)</b>															
Undistributed Allocation		650,090		1,584,285											
HCA (Risk Pool/Stop Gap Insurance)	1,530,604							8,086,281							
Probation															
Sheriff (Deputy Recruitment/Academies)															
District Attorney (Realignment Services)		250,000				298,626				347,155		347,155	363,559		363,559
Public Defender (Realignment Services)		250,000				298,626				347,155		347,155	363,559		363,559
Local Law Enforcement															
Community Corrections Partnership	399,147														
	1,929,751	1,150,090		1,584,285		597,252	8,086,281	-		694,311		1,291,562	727,118		2,018,680
	2,066,652	63,045,168		5,584,285		59,725,166	8,086,281	7,122,460		69,431,066	5,000,000	74,431,066	72,711,810	5,000,000	77,711,810
<b>District Attorney/Public Defender PCS Representation</b>															
District Attorney	412,635	516,036		188,902		516,036		188,902		516,036	188,902	704,938	516,036	188,902	704,938
Public Defender	435,810	516,036		188,902		516,036		188,902		516,036	188,902	704,938	516,036	188,902	704,938
	848,445	1,032,072		377,804		1,032,072		377,804		1,032,072	377,804	2,441,948	1,032,072	377,804	3,474,020
	2,915,097	64,077,240		5,962,089		60,757,238	8,086,281	7,500,264		70,463,138	5,377,804	76,873,014	73,743,882	5,377,804	81,185,830

\*Final Funding includes any additional revenue

### FY 14-15

(a) Undistributed Allocation, originally estimated at \$1.25M, was reduced to \$500,000 as part of the FY 14-15 Budget. This amount is distributed evenly between the DA and Public Defender. The remaining \$750,000 of the original \$1.25M is proposed to be redistributed between Sheriff and HCA (In-Custody). It is assumed that HCA (Risk Pool), the District Attorney and Public Defender will retain all carryover funds up to FY 14-15, which should cover most of their AB109 shortfall for FY 14-15. However, in the event they exhaust those resources during the year, CEO/Budget will work with them to address the shortfall during the Third Quarter Budget Report. Based on preliminary calculations from the Public Defender and DA, it appears that an adjustment will be needed, but the exact amount will be determined during the year.

(b) FY 14-15 Growth Money was conservatively projected at \$4M. Initial RAC allocations indicated \$50.8M Statewide for growth, later revised to \$73.2M. It is assumed that the Sheriff will again have an AB109-related operational shortfall in and consequently would be the recipient of any growth money allocated, assuming HCA In-Custody's shortfall is covered by the risk pool funding. Revised FY 14-15 Allocations will be discussed and agreed to by Financial managers, then presented to CCP approval.

(c) LLE is allocated 1% of the Original Allocation for FY 14-15, as approved by the CCP. In addition, individual cities were permitted to carry over any unspent money from the FY 13-14 allocation.

### FY 15-16 Notes

(a) Base allocation was determined by the base percentage formula as developed by the State/RAC. The revised base methodology is calculated by the following percentage factors: 45% Caseload (22.5% Jail/1170(h); 22.5% Probation PRCS & Felony), 45% Crime and Population (22.5% Part 1 crimes; 22.5% County Population), and 10% Special Factors (Poverty, small county minimums, impacts of State prisons), which lowered Orange County's % of the Statewide allocation from 6.75% to 6.39% (for details on Orange County's base calculation, see table 1).

(b) Performance Growth allocations are based 80% on Probation Performance and 20% on Incarceration factors. To mitigate reductions in the first year (drop year) the State allocated one-time growth funding for transition (\$5,983,336) and stabilization (\$2,102,945). The transition funding is allocated to Counties who received less than 100% of the blended rate to allow them to level out funding and smooth the reduction over the years. The stabilization is also to assist counties to level off funding from the drop year (FY 15-16). This funding has been set aside for future allocation determination based on programmatic needs.

(c) Financial Managers agreed to split the performance growth funding is using the FY 13-14 percent of Sheriff and HCA In-Custody's actual year-end shortfalls, to be revisited each year for future growth splits.

### FY 16-17 Notes

(a) The statewide base allocation is projected to increase however our % of the split is level to the FY 14-15 percent. The base allocation is split between the departments based on FY 14-15 percentage allocations.

(b) Performance Growth is a conservative estimate based on past history. The State will determine the split of growth based solely on performance.

### FY 17-18

Estimates for base are equivalent to the prior year's total allocation (base + growth). Growth estimates Statewide are \$52M based on suggested estimates from the State, with an estimate of \$5M/9.62% for Orange County. Actual growth is dependent upon probation and incarceration performance results and subject to available growth funding Statewide.

Table 1

	Caseload		Crime and Population		Special factors			Total
	45%		45%		10%			
	(22.5%)	(22.5%)	(22.5%)	(22.5%)	10%			
	% from Jail	% from Probation	% from Crime	% from Population	% from Poverty	% from Small County	% From Prisons	
Orange County	19%	26%	20%	27%	9%	0%	0%	100%



### 2014 SFP Proposed AB 109 Allocation

	Base	Growth	Base	Growth
OC %:	6.39%	9.62%	6.39%	9.62%
Statewide Allocation:	1,189,900,000	52,000,000	1,241,900,000	52,000,000
Orange County Share:	76,034,610	5,000,000	79,357,410	5,000,000

Department	FY 18-19			FY 19-20		
	FY 18-19 Estimated Base Allocation	FY 17-18 Estimated Growth Allocation	FY 18-19 Total Allocation	FY 19-20 Estimated Base Allocation	FY 18-19 Estimated Growth Allocation	FY 19-20 Total Allocation
Sheriff	38,777,651	4,400,000	43,177,651	40,472,279	4,400,000	44,872,279
Probation	19,768,999		19,768,999	20,632,927		20,632,927
HCA (In-Custody)	9,124,153	600,000	9,724,153	9,522,889	600,000	10,122,889
HCA (Post-Custody)	6,843,115		6,843,115	7,142,167		7,142,167
Local Law Enforcement	760,346		760,346	793,574		793,574
<b>Total</b>	<b>75,274,264</b>	<b>5,000,000</b>	<b>80,274,264</b>	<b>78,563,836</b>	<b>5,000,000</b>	<b>83,563,836</b>
	760,346		760,346	793,574		793,574
	76,034,610	5,000,000	81,034,610	79,357,410	5,000,000	84,357,410
<b>Balance Allocation (Allocation of the balance is considered one-time)</b>						
Undistributed Allocation			-			-
HCA (Risk Pool/Stop Gap Insurance)						
Probation						
Sheriff (Deputy Recruitment/Academies)						
District Attorney (Realignment Services)	380,173		380,173	396,787		396,787
Public Defender (Realignment Services)	380,173		380,173	396,787		396,787
Local Law Enforcement						
Community Corrections Partnership			-			-
	760,346		2,779,027	793,574		3,572,601
	76,034,610	5,000,000	81,034,610	79,357,410	5,000,000	84,357,410
<b>District Attorney/Public Defender PCS Representation</b>						
District Attorney	516,036	188,902	704,938	516,036	188,902	704,938
Public Defender	516,036	188,902	704,938	516,036	188,902	704,938
	1,032,072	377,804	4,506,092	1,032,072	377,804	5,538,164
	77,066,682	5,377,804	85,540,702	80,389,482	5,377,804	89,895,574

\*Final Funding includes any additional revenue

#### FY 18-19

Estimates for base are equivalent to the prior year's total allocation (base + growth). Growth estimates Statewide are \$52M based on suggested estimates from the State, with an estimate of \$5M/9.62% for Orange County. Actual growth is dependent upon probation and incarceration performance results and subject to available growth funding Statewide.

#### FY 19-20

Estimates for base are equivalent to the prior year's total allocation (base + growth). Growth estimates Statewide are \$52M based on suggested estimates from the State, with an estimate of \$5M/9.62% for Orange County. Actual growth is dependent upon probation and incarceration performance results and subject to available growth funding Statewide.



LINDA M. PENNER  
*Chair*

KATHLEEN T. HOWARD  
*Executive Director*

STATE OF CALIFORNIA

**BOARD OF STATE AND COMMUNITY CORRECTIONS**

600 BERECUT DRIVE ♦ SACRAMENTO CA 95811 ♦ 916.445.5073 ♦ BSCC.CA.GOV



EDMUND G. BROWN, JR.  
*Governor*

October 14, 2014

Dear County Partner:

It's that time of year, when we ask you to update us on the implementation of your Community Corrections Partnership Plan. The Board of State and Community Corrections is mandated by statute to report how each of the state's counties is allocating its share of Realignment funding.<sup>1</sup> The Budget Act of 2014 (SB 852, Chapter 25, Statutes of 2014) appropriates \$7.9 million to counties for this purpose.

We are aware that reporting this information can be time-consuming. To reduce the workload for counties the BSCC has developed an electronic survey that must be completed by Monday, December 15, 2014 for your county to be eligible for funding. The BSCC will use the completed survey to prepare its annual report to the Governor's Office and Legislature on the implementation of local CCP plans. This report is widely anticipated and is used by lawmakers and stakeholders to get a general idea of the ways the counties are investing their state public safety dollars. The information also helps the BSCC and others identify current and emerging trends to plan for future training and technical assistance needs.

Counties that provide a complete response to all survey questions will be eligible for a share of the \$7.9 million that will be distributed by January 31, 2015 as follows: (1) \$100,000 to each county with a population of 0 to 200,000, inclusive, (2) \$150,000 to each county with a population of 200,001 to 749,999, inclusive, and (3) \$200,000 to each county with a population of 750,000 and above. Allocations will be determined based on the most recent county population data published by the Department of Finance.

The survey is available here <https://www.surveymonkey.com/s/FNYL7YL>, or by visiting <https://www.surveymonkey.com/s/FNYL7YL>. It is being distributed electronically to each Chief Probation Officer in her or his capacity as CCP Chair. The Chair is encouraged to share

---

<sup>1</sup> 5227-105-0001

Counties are eligible to receive funding if they submit a report to the Board of State and Community Corrections by December 15, 2014, that provides information about the actual implementation of the 2013-14 Community Corrections Partnership plan accepted by the County Board of Supervisors pursuant to Section 1230.1 of the Penal Code. The report shall include, but not be limited to, progress in achieving outcome measures as identified in the plan or otherwise available. Additionally, the report shall include plans for the 2014-15 allocation of funds, including future outcome measures, programs and services, and funding priorities as identified in the plan accepted by the County Board of Supervisors.

the survey with CCP members so that responses represent the collective views of CCP members, not just one individual or agency. Keep in mind, however, that each county may submit only one survey.

The survey includes an optional question this year that will allow us and others to learn more about promising practices that counties are implementing to help the offender population. There is no penalty for not answering this question, but we do hope you take the time to share practices from which other counties might borrow.

In addition to this survey, the BSCC will contact each county later this year to request the most recent CCP plan accepted by the Board of Supervisors. The BSCC also uses information in these plans to identify emerging or existing training and technical assistance needs, and to encourage statewide collaborations to provide targeted assistance. We will let you know more about this request soon.

Meanwhile, if you have questions regarding this survey please contact Field Representative Ricardo Goodridge at [Ricardo.goodridge@bscc.ca.gov](mailto:Ricardo.goodridge@bscc.ca.gov) or 916.341.5160.

Thanks so much for your continued cooperation.

Sincerely,

A handwritten signature in blue ink, appearing to read "Linda Penner".

LINDA M. PENNER  
Chair

cc: Ricardo Goodridge, Field Representative



**Recidivism Reduction Grant Allowable Services**

Service Category	Current Contracted Vendors/Partnerships	Potential Vendors	Applicable PC1233.10 Related Categories*
<p>Alcohol and Drug Treatment</p> <p><i>Includes: Residential Treatment, Outpatient Treatment, Medication Assistance Treatment, Social and Medical Model Detox, and other Substance Use Disorder (SUD) Services.</i></p>	<p>Addiction Treatment Center Alta Institute Associates in Counseling Awakenings Behavioral Health Services, Inc. (Medical Detox) California Diversion Intervention Foundation California Hispanic Commission on Alcohol and Drug Abuse</p> <p>Casa Elena La Familia Unidos</p> <p>Changes for Recovery Cooper Fellowship Delancey Street Hope House KC Services Mariposa Women and Family Center Nancy Clark and Associates New Beginning Fellowship Orange County Department of Education Phoenix House Salvation Army Adult Rehabilitation Center Social Model Recovery Solutions/Touchtones South Coast Counseling and Psychological Services South Coast Counseling and Psychology Southern California Alcohol and Drug Programs, Inc. Straight Talk Gerry House Start House The Gary Center The Villa Western Pacific Rehabilitation Woodglen</p>	<p>No Other Non-Profit Providers</p>	<p>Self-help groups Individual/group assistance with basic life skills Mentoring Health/wellness/fitness/nutrition Job training skills and employment Any other services that advance recidivism and crime reduction efforts. Individual/group assistance with referrals for: Counseling services Alcohol and Drug Treatment Housing Assistance</p>
<p>Self-help groups &amp; Education and Vocational Programs</p> <p><i>Faith Based/Non Profit Group/Education</i></p>	<p>Boys &amp; Girls Club of Garden Grove F.A.C.E.S., Inc. (Family Assessment, Counseling, and Education Services) GEO Reentry (aka BI) Lights On North Orange County Regional Occupational Program</p>	<p>Boys Town California Community Services Programs, Inc. Gregory Bodenhamer New Horizons Career Development, LLC Orange County Rescue Mission Providence Community Services</p>	<p>Self-help groups Academic and educational services/literacy Job training skills and employment Education and vocational Programs Any other services that advance recidivism and crime reduction efforts</p>

**Recidivism Reduction Grant Allowable Services**

Service Category	Current Contracted Vendors/Partnerships	Potential Vendors	Applicable PC1233.10 Related Categories*
<p align="center">Self-help groups &amp; Education and Vocational Programs</p> <p><i>Faith Based/Non Profit Group/Education</i></p> <p align="center">(cont.)</p>	Padres Unidos Onesimus Orange County Department of Education Rancho Santiago Community College Restorative Justice Ministry Restoring Lives 365 Salvation Army Hospitality House Veterans First Volunteers of America Women Helping Women Women's Transitional Living Center Working Wardrobes	The New Beginning Fellowship Center Victory Outreach	Personal Finance/consumer skills Mentoring Individual/group assistance with referrals for: Counseling services Alcohol and Drug Treatment Other Personal Growth and development programs to reduce recidivism. Housing Assistance
<p align="center">Housing Assistance</p> <p><i>Sheriff Certified Sober Living Homes</i></p>	Colette's Children's Home Wings Sober Living New Life Spirit Action Alliance Clean Path Recovery Grandma's House Straight Talk Allen Recovery House	Windward Recovery Stephouse Recovery Serenity Counseling	Individual/group assistance with referrals for: Housing Assistance
<p align="center">Housing Assistance</p> <p><i>Transitional Housing</i></p>	Straight Talk - Start House (HIV Only)	Mercy House Homes Inc. Village of Hope American Family Housing Colette's OCHA	Individual/group assistance with referrals for: Housing Assistance
<p align="center">Mental Health Assessment and Treatment</p> <p><i>Includes: Acute Psychiatric Inpatient Treatment, Outpatient Counseling, Group Counseling, Recovery Services, Crisis Stabilization, Outreach and Engagement, Prevention and Intervention, Long Term Care, Employment Services, Residential Services, and various other Mental Health Services.</i></p>	College Hospital Administrative Services Organization Employment WORKS Homeless Multi-Service Center Mental Health Association Peer Support Wellness Center Royale Therapeutic Residential Center Telecare (Various Locations/Service Providers) University of California, Irvine West Anaheim Therapeutic Residential Center Western Medical Center	Victory Outreach Orange County Rescue Mission	Self-help groups Individual/group assistance with basic life skills Health/wellness/fitness/nutrition Job training skills and employment Any other services that advance recidivism and crime reduction efforts. Individual/group assistance with referrals for: Mental and physical health assessments Counseling services Employment Opportunities Housing Assistance

Recidivism Reduction Grant Allowable Services			
Service Category	Current Contracted Vendors/Partnerships	Potential Vendors	Applicable PC1233.10 Related Categories*
Mental Health Assessment and Treatment  <i>Includes: Acute Psychiatric Inpatient Treatment, Outpatient Counseling, Group Counseling, Recovery Services, Crisis Stabilization, Outreach and Engagement, Prevention and Intervention, Long Term Care, Employment Services, Residential Services, and various other Mental Health Services.</i>  (cont)	Various Services Provided by County Staff: Mental Health Outpatient Treatment Evaluation Treatment Services Older Adult Services Program for Assertive Community Treatment (PACT) Recovery Services Outreach and Engagement Pacific Asian Unit(s) (PAU) Transitional Age Youth/PACT (TAY PACT) Whatever It Takes (WIT)/Telecare		

\* **PC 1233.10(c)(2):**

- (A) Self-help groups.
- (B) Individual or group assistance with basic life skills.
- (C) Mentoring programs.
- (D) Academic and educational services, including, but not limited to, services to enable the recipient to earn his or her high school diploma.
- (E) Job training skills and employment.
- (F) Truancy prevention programs.
- (G) Literacy programs.
- (H) Any other service that advances community recidivism and crime reduction efforts, as identified by the county board of supervisors and the Community Corrections Partnership.
- (I) Individual or group assistance with referrals for any of the following:
  - (i) Mental and physical health assessments.
  - (ii) Counseling services.
  - (iii) Education and vocational programs.
  - (iv) Employment opportunities.
  - (v) Alcohol and drug treatment.
  - (vi) Health, wellness, fitness, and nutrition programs and services.
  - (vii) Personal finance and consumer skills programs and services.
  - (viii) Other personal growth and development programs to reduce recidivism.
  - (ix) Housing assistance.



REC. 10-23-14  
#6



## AB109 Realignment Monthly Stats September 2014

### Postrelease Community Supervision (PCS)

#### Releases from Prison

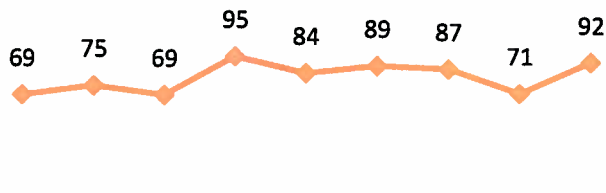
2014 YTD = 731  
2014 Monthly Avg = 81

#### Currently Supervised:

Actively Supervised 1758  
On Active Warrant (includes 253 ICE warrants) 493  
Total 2251

#### Completions:

1 Yr Mandatory Termination 1228  
Other Discharges/Transfers 682  
Total 1910




Jan Feb Mar Apr May Jun Jul Aug Sep

\*Based on CDCR's projected release dates and are subject to change. Numbers reflect the most current release date information.

### Warrants and Revocations

38.16% of individuals had at least one warrant issued since 10/1/2011.

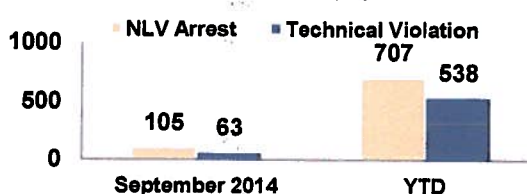
#### Warrants



	Sep-14	YTD-2014	Cumulative
Total Warr.	92	761	3029

40.64% of individuals had at least one revocation since 10/1/2011.

#### Revocations



	Sep-14	YTD-2014	Cumulative
Total Rev.	168	1245	3580

### Flash Incarcerations

#### September 2014

71% in September were due to a technical violation/warrant.  
29% in September were due to a new law violation.

#### Year to Date (1/1/2014-9/30/2014)

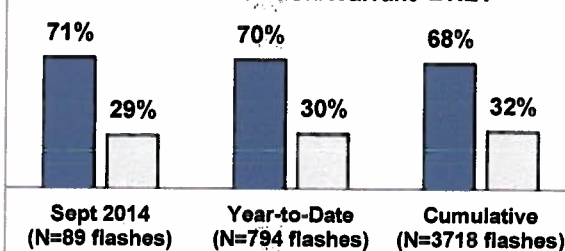
70% due to a technical violation/warrant.  
30% due to a new law violation.

#### Cumulative (10/1/2011-9/30/2014)

68% due to a technical violation/warrant.  
32% due to a new law violation.  
41.7% (1,735 of 4,161 individuals released from prison had at least one flash.)

#### Reason for Flash Incarceration

■ Tech. Violation/Warrant □ NLV



### Mandatory Supervision (MS)

Individuals with MS Convictions

2014 YTD 589  
2014 Monthly Avg = 65  
2013 Monthly Avg = 77

#### Currently Supervised:

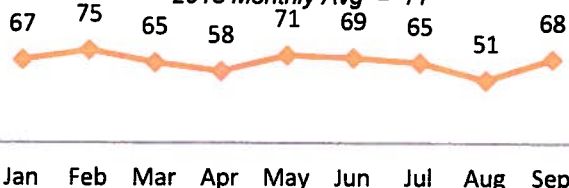
Actively Supervised (Released from Jail) 837  
On Active Warrant as of September 31, 2014 308  
Total 1145

#### Awaiting Supervision:

Sentenced (still in custody) 260

#### Completions:

MS Case Terminated/Expired/Other 984



Jan Feb Mar Apr May Jun Jul Aug Sep