

# SUMMARY ACTION MINUTES

## REGULAR MEETING ORANGE COUNTY COMMUNITY CORRECTIONS PARTNERSHIP

*Thursday, September 25, 2014, 2:00 P.M.*

PROBATION DEPARTMENT  
Training Room 5  
1001 S. Grand Ave.  
Santa Ana, California

**STEVE SENTMAN, Chair**  
Chief Probation Officer

**SANDRA HUTCHENS**  
Sheriff-Coroner

**TONY RACKAUCKAS**  
District Attorney

**MARY HALE**  
Health Care Agency

**FRANK OSPINO**  
Public Defender

**KEVIN RANEY**  
Chief of Police, Garden Grove

ATTENDANCE: Members Hale, Ospino, Rackauckas (left at 3:05 p.m.), Sentman, Kea (Alternate for Hutchens) and Yonemura (Alternate for Rackauckas)

EXCUSED: Members Hutchens and Raney

COUNTY COUNSEL: Saul Reyes, Deputy

CLERK OF THE PARTNERSHIP: Jamie Ross & Dora Guillen, Deputy Clerks

### ADMINISTRATIVE MATTERS: (Items 1 - 8)

1. Welcome and Introductions  
**PRESENTED**
2. Discussion of Pretrial Releases  
C.O. **DISCUSSED; EACH AGENCY TO DESIGNATE REPRESENTATIVE TO WORKING GROUP TO CREATE FRAMEWORK FOR PILOT PROGRAM. SHERIFF REPRESENTATIVE TO CHAIR WORKING GROUP**
3. Discussion of Pretrial Summit in February 2015  
**DISCUSSED**
4. Discussion of Realignment Summit  
**DISCUSSED**

## SUMMARY ACTION MINUTES

5. Discussion of State grant funded from Recidivism Reduction Fund  
**DISCUSSED; COURT TO HOLD INFORMATIONAL CALLS ON 10/7/14 AND 10/16/14**
6. Discussion of Realignment Allocation Committee (RAC) AB109 funding methodology and preliminary funding projections for 2014 Strategic Financial Plan  
C.O. **DISCUSSED; SUPERVISOR SPITZER REQUESTED A COLLABORATION TO DEFINE INTERNAL GOALS FOR ORANGE COUNTY, WHAT PROGRAMS ARE NEEDED TO ACHIEVE GOALS; HOW MUCH ARE WE WILLING TO SPEND; AND WHAT ARE THE RAMIFICATIONS TO PROGRAMS**
7. Discussion of Public Safety Realignment Annual Report  
C.O. **DISCUSSED; REQUESTED EACH AGENCY TO PROVIDE SUE DELACY WITH CONTACT PERSON FOR COMPILATION OF ANNUAL REPORT**
- C.O. **CHAIR SUGGESTED STAFF TO POSSIBLY TAKE A LOOK AT USING CAL STATE UNIVERSITY, FULLERTON (CSUF) OR CAL STATE UNIVERSITY, LONG BEACH (CSULB) IF UC IRVINE DOESN'T WORK OUT**
8. Realignment Updates:
- Probation
  - Sheriff
  - District Attorney
  - Public Defender
  - Courts
  - Health Care/Mental Health
  - Local Law Enforcement
  - Board of Supervisors
  - Social Services
  - OC Community Resources
  - OC Department of Education
  - Community-Based Organization (Representative)
  - CSP (Victims Representative)
- DISCUSSED; CHAIR SENTMAN ANNOUNCED CHIEF RANEY'S RETIREMENT IN DECEMBER**

# SUMMARY ACTION MINUTES

## PUBLIC & PARTNERSHIP COMMENTS:

PUBLIC COMMENTS: None

PARTNERSHIP COMMENTS: None

ADJOURNED: 3:50 P.M.

\*\*\* KEY \*\*\*

### *Left Margin Notes*

1 Mary Hale	A = Abstained
2 Sandra Hutchens	X = Excused
3 Frank Ospino	N = No
4 Tony Rackauckas	P.O. = Partnership Order
5 Kevin Raney	
6 Steve Sentman	
7 Steve Kea	
8 Steve Yonemura	

*(1st number = Moved by; 2nd number = Seconded by)*

/s/ \_\_\_\_\_  
STEVE SENTMAN  
Chair

/s/ \_\_\_\_\_  
Jamie Ross, Deputy  
Clerk of the Partnership

received 9-25-14  
#4

# COUNTY OF ORANGE PUBLIC SAFETY REALIGNMENT SUMMIT



10/10/2014

Reentry and Recidivism in Orange County



This Summit is convening a cross section of local stakeholders to discuss the impact and challenges of Public Safety Realignment (AB109). This will be an exciting opportunity to share empirical data, identify best practices and model programs that enhance public safety in Orange County.

# Public Safety Realignment Summit

## REENTRY AND RECIDIVISM IN ORANGE COUNTY

The County of Orange Realignment Summit will present current evidence-based research and outcomes regarding reentry and recidivism in Orange County. The Summit is convening a cross section of local stakeholders, to provide information of the impact of Realignment and its challenges. This will be an exciting opportunity to share empirical data, identify best practices and model programs that enhance public safety.

### GOALS

- Educate relevant stakeholders regarding Realignment and the impact of incarceration and recidivism in Orange County.
- Consider an 'action agenda' for collaborative partnerships to address the barriers faced by the incarcerated that have a desire to successfully reintegrate into local communities.

### OBJECTIVES

- Inform community partners, who will explore relevant approaches and solutions.
- Establish profiles and processes that give ex-felons the best chance of re-entering communities without returning to jail.
- Develop positive working relationships between law enforcement and stakeholders, as it relates to Realignment.

### VENUE

- The Orange County Community Corrections Partnership would like to thank the generous support of Concordia University Irvine, and their Center for Public Policy for hosting the Summit.



## THE PUBLIC SAFETY REALIGNMENT ACT

In an effort to address overcrowding in California's prisons and assist in alleviating the state's financial crisis, the Public Safety Realignment Act (Realignment), pursuant to AB 109, was signed into law on April 4, 2011 and took effect October 1, 2011. Realignment made some of the largest and pivotal changes to the criminal justice system in California. Generally speaking, Realignment transferred the responsibility of supervision to the 58 counties for felons (excluding high risk sex offenders) released from prison whose commitment offenses are statutorily defined as non-serious and non-violent. Offenders convicted after October 1, 2011 who have no current or prior statutorily defined serious, violent, or sex-offending convictions are to serve time locally (regardless of length of sentence) with the possibility of community supervision in place of time spent in custody.

Realignment established the Postrelease Community Supervision classification of supervision, altered the parole revocation process with more responsibility in local jurisdictions, gave local law enforcement the freedom to manage offenders in a more cost-effective manner and charged the Community Corrections Partnerships (CCPs) with planning and implementing Realignment in their community as of October 1, 2011. Effective July 1, 2013, parole violations are housed, prosecuted and tried locally. This legislation created an unprecedented opportunity for all 58 California counties to determine an appropriate level of supervision and services to address both the needs and risks of individuals released from prison and local jails into the community. With the passage of Proposition 30 in 2012, Realignment is ensured a continuous source of funding.



## O.C. COMMUNITY CORRECTIONS PARTNERSHIP EXECUTIVE COMMITTEE

- STEVEN J. SENTMAN, CHIEF PROBATION OFFICER (CHAIR)
- SANDRA HUTCHENS, SHERIFF-CORONER
- TONY RACKAUCKAS, DISTRICT ATTORNEY
- FRANK OSPINO, PUBLIC DEFENDER
- MARY HALE, HEALTH CARE AGENCY
- KEVIN RANEY, CHIEF OF POLICE, GARDEN GROVE

# Schedule of Events

SUBJECT TO CHANGE

Time	Topic	Location
7:30	<b>Registration</b>	Entry Hall
8:30	<p><b>Welcome &amp; Introductory Remarks</b></p> <ul style="list-style-type: none"> <li>Steven Sentman, Chief Probation Officer Orange County Probation Department</li> </ul> <p><b>Master of Ceremonies</b></p> <ul style="list-style-type: none"> <li>Supervisor Todd Spitzer, Third District Orange County Board of Supervisors</li> </ul> <p><b>Invocation:</b> Pastor Brad Green</p> <p><b>Color Guard:</b> Orange County Sheriff's Department</p>	Main Hall
9:00	<p><b>AB 109 101</b></p> <ul style="list-style-type: none"> <li>Chris Bieber, Chief Deputy Probation Officer Orange County Probation Department</li> </ul>	
9:15	<p><b>Keynote Speaker</b></p> <ul style="list-style-type: none"> <li>Linda Penner, Executive Officer, California Board of State &amp; Community Corrections</li> </ul>	
9:45	<b>Break</b>	
10:00	<p><b>Guest Speaker</b></p> <ul style="list-style-type: none"> <li>Magnus Lofstrom, Senior Fellow, Public Policy institute of California</li> </ul>	

Time	Topic	Location
10:45	<b>Break</b>	
11:00	<p><b>Panel Discussion Community Corrections Executives</b></p> <ul style="list-style-type: none"> <li>• Steve Sentman, Chief Probation Officer</li> <li>• Sandra Hutchens, Sheriff-Coroner</li> <li>• Tony Rackaukas, District Attorney</li> <li>• Kevin Raney, Chief Of Police, Garden Grove</li> <li>• Frank Ospino, Public Defender</li> <li>• Gregg Prickett, Judge, OC Superior Court</li> <li>• Quincy Thacker, Chief Deputy Regional Administrator CDCR/DAPO</li> </ul> <p><b>Moderator:</b></p> <ul style="list-style-type: none"> <li>• Jeff Brouwer, Lieutenant Newport Beach Police Department</li> </ul>	Main Hall
12:30	<p><b>Closing Statements</b></p> <ul style="list-style-type: none"> <li>• Sandra Hutchens, Sheriff-Coroner</li> </ul>	



# Speaker Biographies

## ALPHABETICAL ORDER

**CHRIS BIEBER**, *Chief Deputy Probation Officer, Orange County Probation Department*

Chris Bieber is the Chief Deputy Probation Officer in Orange County, with oversight of the Field Operations Bureau, including the Post Release Community Supervision Division (AB109). He has been with the department for 27 years and has served in multiple assignments ranging from juvenile institutions, field supervision, and gang violence suppression. His span of control includes nearly 400 staff in five divisions and thirty-six operational units.

**JEFF BROUWER**, *Lieutenant, Newport Beach Police Department*

Jeff Brouwer began his law enforcement career with the Los Angeles Police Department and joined the Newport Beach Police Department in 2000. Lieutenant Brouwer has worked in a variety of assignments, including Motors, Background Investigator, Polygraph Examiner, Recruitment Officer, Reserve Coordinator, Crisis Negotiation Supervisor, Patrol Sergeant, Personnel and Training Sergeant, and Detective Lieutenant. He is currently assigned as the Executive Officer in the Office of the Chief of Police.

**SANDRA HUTCHENS**, *Orange County Sheriff-Coroner*

Sandra Hutchens is the Sheriff-Coroner for Orange County. She leads more than 3,800 sworn and professional staff who serve in Patrol Operations, Criminal and Special Investigations, the County's Crime Lab and Courts, Coroner's Office, as well as the eighth largest jail system in the nation. The department provides vital public safety services to more than 700,000 residents within the county's unincorporated areas and via contract to thirteen municipal cities, the County's three harbors, John Wayne Airport, and the Orange County Transportation Agency.

**MAGNUS LOFSTROM**, *Senior Fellow, Public Policy Institute of California*

Dr. Magnus Lofstrom was an Assistant Professor of Economics at the University of Texas at Dallas. He has served as a researcher at the Institute for the Study of Labor at the University of Bonn and at the University of California, Irvine. Dr. Lofstrom's work has been published in the *Journal of Human Resources*, *Demography*, *Small Business Economics*, *Economics of Education Review*, *Journal of Population Economics* and *Industrial Relations* and in numerous edited volumes. His research interests include immigration, self-employment, education, welfare and earnings inequality, and demography.

**FRANK OSPINO**, *Orange County Public Defender*

Frank Ospino is currently the Public Defender of the County of Orange. In his role as Public Defender, he leads the department in its mission of providing high quality legal representation in a cost-effective manner to approximately 80,000 clients annually. He currently oversees a staff of approximately 390 employees, including 200 attorneys. Mr. Ospino began his law career serving the County of Orange as a Deputy Public Defender in 1985.

**LINDA PENNER**, *Executive Officer, California Board of State & Community Corrections*

Linda Penner was Chief Probation Officer for the County of Fresno from 2005 to 2012. She has served as a member of the Board of State and Community Corrections since 2012 and its predecessor, the Corrections Standards Authority Board, from 2007 until 2012. She serves on the State Advisory Committee on Juvenile Justice and Delinquency Prevention, underneath the Board, since 2007. In 2011, Ms. Penner served as the president of the Probation Officers Association of California.

**GREGG PRICKETT**, *Judge, Orange County Superior Court*

Judge Prickett began his legal career in the LA District Attorney's Office in 1980 and then the Orange County District Attorney's Office in 1982. In 1995, Governor Pete Wilson appointed him as a Judge to the North Orange County Municipal Court. In 1999, he was elevated to the Orange County Superior Court, where he continues to serve and has been presiding over felony trials. Judge Prickett is an adjunct professor who began teaching at Chapman University Fowler School of Law in 2009.

**TONY RACKAUCKAS**, *District Attorney*

Tony Rackauckas joined the Orange County District Attorney's Office in 1972 as a deputy district attorney, prosecuting homicide cases and felony trials including rape, robbery, arson, assault, burglary, fraud, narcotics, and child molestation. After briefly working in private practice, he was appointed as a Municipal Court Judge in 1990 and three years later, to the Superior Court, where he was named Presiding Judge of its Appellate Department in 1996. In June 1998, he was elected District Attorney, becoming the first person from outside the OCDA to be elected District Attorney in more than 40 years.

**KEVIN RANEY**, *Chief of Police, Garden Grove*

Kevin Raney began his career with the Garden Grove Police Department in 1976 as a 19-year old police cadet. He became an officer in January 1978. In 1986, he was promoted to sergeant, in 1991 to lieutenant, and later to captain in 2002. In 2005, he was named the Department's Deputy Chief. In January 2011, Kevin Raney filled the Department's highest position by becoming Garden Grove's 11th Chief of Police. Chief Raney is credited with initiating the opening of the Department's Juvenile Justice Center in 1998.

**STEVEN J. SENTMAN**, *Chief Probation Officer, Orange County Probation Department*

Steven Sentman is the Chief Probation Officer in Orange County. He has been with the department for almost 30 years and has served in multiple assignments ranging from juvenile institutions, field supervision, sex crimes and gang violence suppression. In 2010, Chief Sentman was sworn in as Orange County's 14th Chief Probation Officer. He manages a budget of \$170 million and approximately 1,286 sworn and non sworn staff. He is an active member of the Chief Probation Officer's of California participating in several state wide working committees.

**TODD SPITZER**, *Orange County Board of Supervisors, Third District*

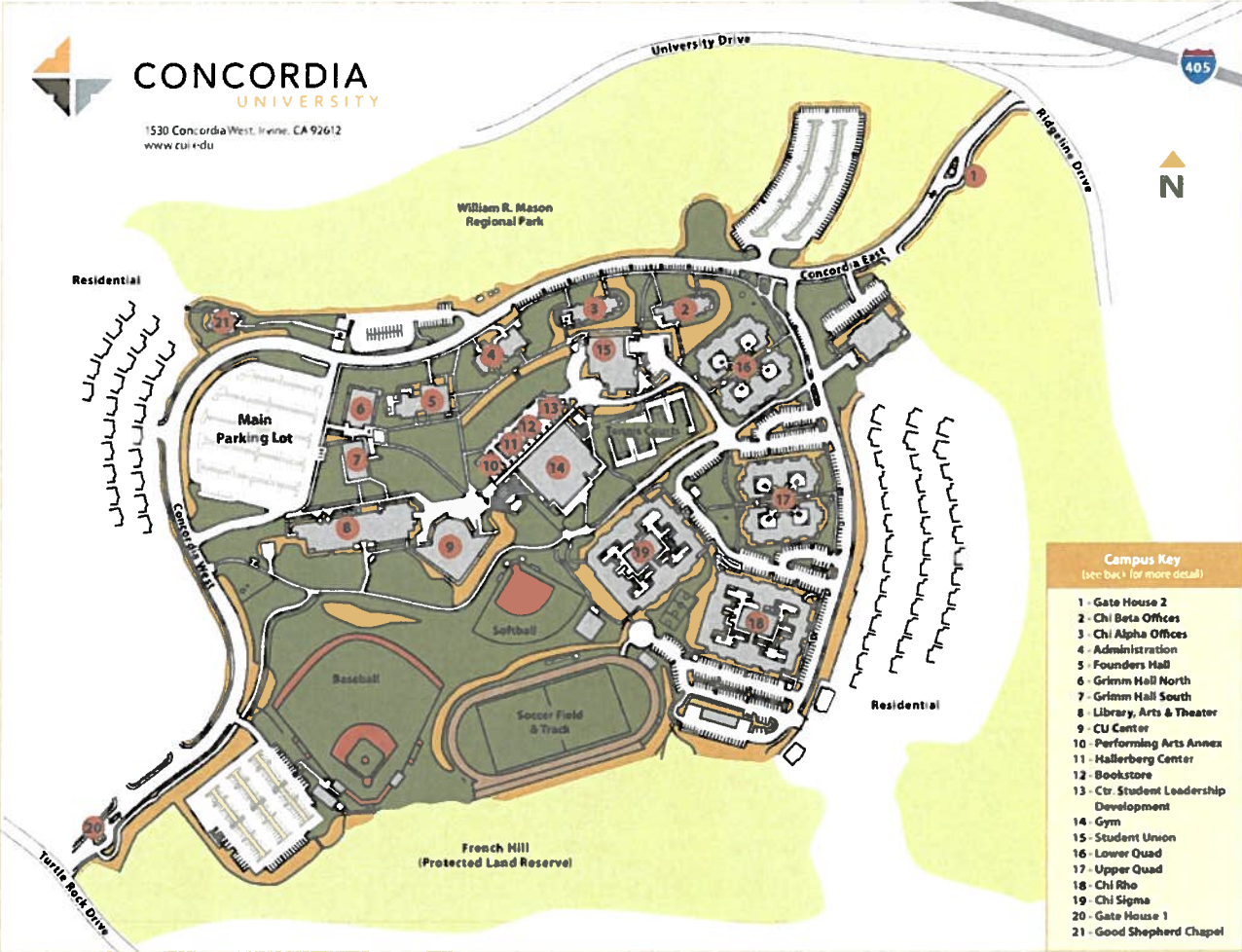
Todd Spitzer is a former California State Assembly Member and Orange County Supervisor who has dedicated his career to public service. He has previously served as a high school teacher, police officer and assistant district attorney. He was first elected to public office in 1992, and now serves as Supervisor of the Third District of the Orange County Board of Supervisors. Crime Victims United of California named then Assemblyman Spitzer "Legislator of the Year," as did the California Coalition Against Sexual Assault, citing his extensive work with Megan's Law and his dedication to protecting victims of sexual assault.

**QUINCY THACKER**, *Chief Deputy Regional Administrator, California Department of Corrections and Rehabilitation, Division of Adult Parole Operations*

Quincy Thacker started his correctional career 16 years ago as a Correctional Officer at California State Prison Los Angeles County. In 1999, he transferred to DAPO as a Parole Agent and promoted through the ranks. He worked in various field offices within the Los Angeles County as well as being assigned to the Fugitive Apprehension Team. He is currently the Chief Deputy Regional Administrator for the Southern Region (Los Angeles, San Bernardino, Riverside, Orange, Imperial and San Diego Counties).

# THE PUBLIC SAFETY REALIGNMENT SUMMIT VENUE

- Parking is free at the Concordia University Main Parking Lot
- The Summit will be held in Grimm Hall (number 6 & 7 on the map)



2014 SFP Proposed AB 109 Allocation

Item 6, 9/25/14, OCCCP

OC %: 6.51%  
 Statewide Allocation: 354,300,000  
 Orange County Share: 23,078,393

Base 6.68%  
 842,908,998  
 56,302,998

Base 6.68%  
 998,900,000  
 66,723,523

Growth 7.55%  
 86,757,030  
 6,550,676

Department	FY 11-12			FY 12-13			FY 13-14										
	Total FY 11-12 Final Funding*	FY 11-12 Year End Expenditures	Variance to Allocation (over)/under	Total FY 12-13 Final Funding*	FY 12-13 Year End Expenditures	Variance to Allocation (over)/under	Prior Year(s) Carryover	FY 13-14 Base Allocation	FY 12-13 Growth Funds Received		Total FY 13-14 Allocations	FY 13-14 Year End Expenditures	Variance to Allocation (over)/under	Funds Available for Reallocation	Allocation of Unspent Funds	Year-End Shortfall	
Sheriff	14,568,247	19,830,100	(5,261,853)	33,357,346	44,128,426	(10,771,080)	-	32,608,876	5,608,913	81%	38,217,789	46,590,488	(8,372,699)	-	4,237,230	(4,135,469)	88%
Probation	3,208,114	3,208,114	-	9,346,163	9,346,163	-	14,100	17,300,913	-	-	17,315,013	14,402,085	2,912,928	2,912,928	-	-	-
HCA (In-Custody)	4,300,576	4,534,935	(234,359)	7,918,292	9,045,279	(1,126,987)	-	7,451,168	941,763	19%	8,392,931	9,849,611	(1,456,680)	-	913,382	(543,298)	12%
HCA (Post-Custody)	309,102	309,102	-	3,325,455	3,325,455	-	11,085	6,110,854	-	-	6,121,939	5,208,557	913,382	913,382	-	-	-
Local Law Enforcement	692,354	45,265	647,089	1,314,648	1,314,648	-	-	565,048	-	-	565,048	428,147	136,901	-	-	-	-
<b>Total</b>	<b>23,078,393</b>	<b>27,927,516</b>	<b>(4,849,123)</b>	<b>55,261,904</b>	<b>67,159,971</b>	<b>(11,898,067)</b>	<b>25,185</b>	<b>64,036,859</b>	<b>6,550,676</b>	<b>100%</b>	<b>70,612,720</b>	<b>76,478,888</b>	<b>(5,866,168)</b>	<b>3,826,310</b>	<b>5,150,612</b>	<b>(4,678,767)</b>	<b>100%</b>
<b>Balance Allocation</b> (Allocation of the balance is considered one-time)	23,078,393	27,927,516	(4,849,123)	55,261,904	67,159,971	(11,898,067)	25,185	64,036,859	6,550,676		70,612,720	76,478,888	(5,866,168)	3,826,310	5,150,612	(4,678,767)	
Undistributed Allocation	-	-	-	-	-	-	-	-	-	-	-	-	-	-	-	-	-
HCA (Risk Pool/Stop Gap Insurance)	-	-	-	1,300,604	20,000	1,280,604	1,280,604	250,000	-	-	1,530,604	-	1,530,604	-	-	-	-
Probation	553,596	553,596	-	-	-	-	-	-	-	-	-	-	-	-	-	-	-
Sheriff (Deputy Recruitment/Academies)	1,000,000	1,000,000	-	-	-	-	-	936,664	-	-	936,664	-	936,664	936,644	-	-	-
District Attorney (Realignment Services)	110,000	27,980	82,020	329,754	329,754	-	-	750,000	-	-	750,000	750,000	-	-	-	-	-
Public Defender (Realignment Services)	110,000	110,000	-	194,893	194,893	-	-	750,000	-	-	750,000	362,362	387,638	387,638	-	-	-
Local Law Enforcement	54,854	-	54,854	-	-	-	-	-	-	-	-	-	-	-	-	-	-
Community Corrections Partnership	-	-	-	200,000	853	199,147	199,147	200,000	-	-	399,147	-	399,147	-	-	-	-
	1,828,450	1,691,576	136,874	2,025,251	545,500	1,479,751	1,479,751	2,886,664	-	-	4,366,415	1,112,362	3,254,053	1,324,282	-	-	-
	24,906,843	29,619,092	(4,712,249)	57,287,155	67,705,471	(10,418,316)	1,504,936	66,923,523	6,550,676		74,979,135	77,591,250	(2,612,115)	5,150,592	5,150,612	(4,678,767)	
<b>District Attorney/Public Defender PCS Representation</b>																	
District Attorney	413,627	39,287	374,340	851,183	303,285	547,898	551,612	558,494	188,902		1,299,008	886,373	412,635	-	-	-	-
Public Defender	413,627	118,030	295,597	772,440	351,471	420,969	420,969	558,495	188,902		1,168,366	732,556	435,810	-	-	-	-
	827,254	157,317	669,937	1,623,623	654,756	968,867	972,581	1,116,989	377,804		2,467,374	1,618,929	848,445	-	-	-	-
	25,734,097	29,776,409	(4,042,312)	58,910,778	68,360,227	(9,449,449)	2,477,517	68,040,512	6,928,480	-	77,446,509	79,210,179	(1,763,670)	5,150,592	5,150,612	(4,678,767)	-

\*Final Funding includes any additional revenues/carryover funds and accounts for funds reallocated to other Departments

FY 13-14 Notes

Local Law Enforcement funds are not available for reallocation as per MOU and can be carried over to FY 14-15. In Feb 2014, the CCP recommended carrying over any unused allocations for risk pool or stop gap insurance to FY 14-15 to be used to cover HCA's shortfall, with any shortfalls or other issues to be addressed in the FY 14-15 3rd Quarter Budget Report.

## 2014 SFP Proposed AB 109 Allocation

	Base 6.75%	Growth 7.63%	Base 6.39%	Growth 9.40%	Growth 10.83%	Base 6.39%	Growth n/a	Base 6.39%	Growth n/a
Statewide Allocation:	934,100,000	73,200,000	934,100,000	86,020,000	65,780,000	1,085,900,000	5,000,000	1,085,900,000	5,000,000
Orange County Share:	63,045,168	5,585,233	59,725,166	8,086,281	7,122,460	69,431,066	5,000,000	69,431,066	5,000,000

Department	FY 14-15					FY 15-16				FY 16-17			FY 17-18		
	Prior Year(s) Carryover	FY 14-15 Approved Base Allocation	Base %	Approved FY 13-14 Growth Money Allocation	FY 14-15 Total Allocation	FY 15-16 Estimated Base Allocation	FY 15-16 Estimated Transition *	FY 14-15 Growth Allocation	FY 15-16 Total Allocation	FY 16-17 Estimated Base Allocation	FY 15-16 Estimated Growth Allocation	FY 16-17 Total Allocation	FY 17-18 Estimated Base Allocation	FY 16-17 Estimated Growth Allocation	FY 17-18 Total Allocation
Sheriff	-	32,053,784	51%	3,240,000	35,293,784	30,459,835		6,267,765	36,727,599	35,409,844	4,400,000	39,809,844	35,409,844	4,400,000	39,809,844
Probation	-	16,178,579	26%		16,178,579	15,528,543			15,528,543	18,052,077		18,052,077	18,052,077		18,052,077
HCA (In-Custody)	-	7,324,329	12%	760,000	8,084,329	7,167,020		854,695	8,021,715	8,331,728	600,000	8,931,728	8,331,728	600,000	8,931,728
HCA (Post-Custody)	-	5,714,435	9%		5,714,435	5,375,265			5,375,265	6,248,796		6,248,796	6,248,796		6,248,796
Local Law Enforcement	136,901	623,951	1%		760,852	597,252			597,252	694,311		694,311	694,311		694,311
<b>Total</b>	136,901	61,895,078	99%	4,000,000	66,031,979	59,127,914		7,122,460	66,250,374	68,736,755	5,000,000	73,736,755	68,736,755	5,000,000	73,736,755
	-	500,000	1%		500,000	597,252			597,252	694,311		694,311	694,311		694,311
	136,901	62,395,078	100%	4,000,000	66,531,979	59,725,166		7,122,460	66,847,626	69,431,066	5,000,000	74,431,066	69,431,066	5,000,000	74,431,066
<b>Balance Allocation</b> (Allocation of the balance is considered one-time)															
Undistributed Allocation		650,090		1,585,233	2,235,323				8,086,281						
HCA (Risk Pool/Stop Gap Insurance)	1,530,604				1,530,604										
Probation															
Sheriff (Deputy Recruitment/Academies)															
District Attorney (Realignment Services)		250,000			250,000	298,626			298,626	347,155		347,155	347,155		347,155
Public Defender (Realignment Services)		250,000			250,000	298,626			298,626	347,155		347,155	347,155		347,155
Local Law Enforcement															
Community Corrections Partnership	399,147				399,147										
	1,929,751	1,150,090		1,585,233	4,665,074	597,252	8,086,281	-	597,252	694,311		1,291,562	694,311		1,985,873
	2,066,652	63,045,168		5,585,233	70,697,053	59,725,166	8,086,281	7,122,460	74,933,907	69,431,066	5,000,000	74,431,066	69,431,066	5,000,000	74,431,066
<b>District Attorney/Public Defender PCS Representation</b>															
District Attorney	412,635	516,036		188,902	1,117,573	516,036		188,902	704,938	516,036	188,902	704,938	516,036	188,902	704,938
Public Defender	435,810	516,036		188,902	1,140,748	516,036		188,902	704,938	516,036	188,902	704,938	516,036	188,902	704,938
	848,445	1,032,072		377,804	2,258,321	1,032,072		377,804	1,409,876	1,032,072		2,441,948	1,032,072		3,474,020
	2,915,097	64,077,240	-	5,963,037	72,955,374	60,757,238	8,086,281	7,500,264	76,343,783	70,463,138	5,000,000	76,873,014	70,463,138	5,000,000	77,905,086

\*Final Funding includes any additional revenue

### FY 14-15

(a) Undistributed Allocation, originally estimated at \$1.25M, was reduced to \$500,000 as part of the FY 14-15 Budget. This amount is distributed evenly between the DA and Public Defender. The remaining \$750,000 of the original \$1.25M is proposed to be redistributed between Sheriff and HCA (In-Custody). It is assumed that HCA (Risk Pool), the District Attorney and Public Defender will retain all carryover funds up to FY 14-15, which should cover most of their AB109 shortfall for FY 14-15. However, in the event they exhaust those resources during the year, CEO/Budget will work with them to address the shortfall during the Third Quarter Budget Report. Based on preliminary calculations from the Public Defender and DA, it appears that an adjustment will be needed, but the exact amount will be determined during the year.

(b) FY 14-15 Growth Money was conservatively projected at \$4M. Initial RAC allocations indicated \$50.8M Statewide for growth, later revised to \$73.2M. It is assumed that the Sheriff will again have an AB109-related operational shortfall in and consequently would be the recipient of any growth money allocated, assuming HCA In-Custody's shortfall is covered by the risk pool funding. Revised FY 14-15 Allocations will be discussed and agreed to by Financial managers, then presented to CCP approval.

(c) LLE is allocated 1% of the Original Allocation for FY 14-15, as approved by the CCP. In addition, individual cities were permitted to carry over any unspent money from the FY 13-14 allocation.

### FY 15-16 Notes

(a) Base allocation was determined by the base percentage formula as developed by the State/RAC. The revised base methodology is calculated by the following percentage factors: 45% Caseload (22.5% Jail/1170(h); 22.5% Probation PRCS & Felony), 45% Crime and Population (22.5% Part 1 crimes; 22.5% County Population), and 10% Special Factors (Poverty, small county minimums, impacts of State prisons), which lowered Orange County's % of the Statewide allocation from 6.75% to 6.39% (for details on Orange County's base calculation, see table 1).

(b) Performance Growth allocations are based 80% on Probation Performance and 20% on Incarceration factors. To mitigate reductions in the first year (drop year) the State allocated one-time growth funding for transition (\$5,983,336) and stabilization (\$2,102,945). The transition funding is allocated to Counties who received less than 100% of the blended rate to allow them to level out funding and smooth the reduction over the years. The stabilization is also to assist counties to level off funding from the drop year (FY 15-16). This funding has been set aside for future allocation determination based on programmatic needs.

(c) Financial Managers agreed to split the performance growth funding is using the FY 13-14 percent of Sheriff and HCA In-Custody's actual year-end shortfalls, to be revisited each year for future growth splits.

### FY 16-17 Notes

(a) The statewide base allocation is projected to increase however our % of the split is level to the FY 14-15 percent. The base allocation is split between the departments based on FY 14-15 percentage allocations.

(b) Performance Growth is a conservative estimate based on past history. The State will determine the split of growth based solely on performance.

### FY 17-18

Estimates for base and growth percentages and allocations are held level to the FY 16-17 estimates as final percentages and allocations will not be available until future State Budgets are released and probation and incarceration performance results are available.

Table 1

	Caseload		Crime and Population		Special factors			Total
	45%		45%		10%			
	(22.5%)	(22.5%)	(22.5%)	(22.5%)	10%			
	% from Jail	% from Probation	% from Crime	% from Population	% from Poverty	% from Small County	% From Prisons	
<b>Orange County</b>	19%	26%	20%	27%	9%	0%	0%	100%

### 2014 SFP Proposed AB 109 Allocation

	Base	Growth		Base	Growth
OC %:	6.39%	n/a		6.39%	n/a
Statewide Allocation:	1,085,900,000			1,085,900,000	
Orange County Share:	69,431,066	5,000,000		69,431,066	5,000,000

Department	FY 18-19			FY 19-20		
	FY 18-19 Estimated Base Allocation	FY 17-18 Estimated Growth Allocation	FY 18-19 Total Allocation	FY 19-20 Estimated Base Allocation	FY 18-19 Estimated Growth Allocation	FY 19-20 Total Allocation
Sheriff	35,409,844	4,400,000	39,809,844	35,409,844	4,400,000	39,809,844
Probation	18,052,077		18,052,077	18,052,077		18,052,077
HCA (In-Custody)	8,331,728	600,000	8,931,728	8,331,728	600,000	8,931,728
HCA (Post-Custody)	6,248,796		6,248,796	6,248,796		6,248,796
Local Law Enforcement	694,311		694,311	694,311		694,311
<b>Total</b>	68,736,755	5,000,000	73,736,755	68,736,755	5,000,000	73,736,755
	694,311		694,311	694,311		694,311
	69,431,066	5,000,000	74,431,066	69,431,066	5,000,000	74,431,066
<b>Balance Allocation</b> (Allocation of the balance is considered one-time)						
Undistributed Allocation			-			-
HCA (Risk Pool/Stop Gap Insurance)						
Probation						
Sheriff (Deputy Recruitment/Academies)						
District Attorney (Realignment Services)	347,155		347,155	347,155		347,155
Public Defender (Realignment Services)	347,155		347,155	347,155		347,155
Local Law Enforcement						
Community Corrections Partnership			-			-
	694,311		2,680,184	694,311		3,374,494
	69,431,066	5,000,000	74,431,066	69,431,066	5,000,000	74,431,066
<b>District Attorney/Public Defender PCS Representation</b>						
District Attorney	516,036	188,902	704,938	516,036	188,902	704,938
Public Defender	516,036	188,902	704,938	516,036	188,902	704,938
	1,032,072		4,506,092	1,032,072		5,538,164
	70,463,138	5,000,000	78,937,158	70,463,138	5,000,000	79,969,230

\*Final Funding includes any additional revenue

**FY 18-19**

Estimates for base and growth percentages and allocations are held level to the FY 17-18 estimates as final percentages and allocations will not be available until future State Budgets are released and probation and incarceration performance results are available.

**FY 19-20**

Estimates for base and growth percentages and allocations are held level to the FY 18-19 estimates as final percentages and allocations will not be available until future State Budgets are released and probation and incarceration performance results are available.

**FY 14/15 Proposed AB 109 Allocation**

														SB1020		6.749295364522%					
														Total Allocation	998,900,000	934,100,000	934,100,000				
														OC Portion	66,723,523	62,395,078	63,045,168	5,584,285			
Department	FY 11-12 Allocation	%	FY 12-13 Allocation	%	FY 12-13 Growth Money Allocation	FY 13-14 Allocation	%	FY 14-15 Approved Base Allocation	%	Approved FY 13-14 Growth Money Allocation		FY 14-15 RAC Recommended Base Allocation*	%	FY 13-14 RAC Recommended Growth Money Allocation*							
Sheriff	11,083,628	48%	27,040,078	48%	5,608,468	32,608,876	49%	32,053,784	51%	3,256,000	81%	32,053,784	51%	3,240,000	81%						
Probation	6,692,733	29%	14,346,340	25%		17,300,913	26%	16,178,579	26%			16,178,579	26%								
HCA (In-Custody)	2,532,623	11%	6,178,691	11%	941,688	7,451,168	11%	7,324,329	12%	744,000	19%	7,324,329	12%	760,000	19%						
HCA (Post-Custody)	2,077,055	9%	5,067,270	9%		6,110,854	9%	5,714,435	9%			5,714,435	9%								
Local Law Enforcement (New)	692,354	3%	1,028,798	2%		565,048	1%	623,951	1.0%			623,951	1%								
Local Law Enforcement (Carryover)	N/A	N/A	660,292	N/A		-	-	-	-			-	-								
Local Law Enforcement (Total)	N/A	N/A	1,689,090	N/A		565,048	1%	623,951	1.0%			623,951	1%								
<b>Total</b>	<b>23,078,393</b>	<b>100%</b>	<b>53,661,177</b>	<b>95%</b>	<b>6,550,156</b>	<b>64,036,859</b>	<b>96%</b>	<b>61,895,078</b>	<b>99%</b>	<b>4,000,000</b>	<b>100%</b>	<b>61,895,078</b>	<b>99%</b>	<b>4,000,000</b>	<b>100%</b>						
<b>Balance</b>						<b>2,641,821</b>	<b>5%</b>														
<b>Balance Allocation</b> (Allocation of the balance is considered one-time)						<b>2,686,664</b>	<b>4%</b>	<b>500,000</b>	<b>1%</b>			<b>500,000</b>	<b>1%</b>								
						<b>66,723,523</b>	<b>100%</b>	<b>62,395,078</b>	<b>100.0%</b>			<b>62,395,078</b>	<b>100%</b>								
<b>Undistributed Allocation*</b>																					
HCA (Risk Pool/Stop Gap Insurance)			1,300,000				250,000						650,090		1,584,285						
Sheriff (Deputy Recruitment/Academies)			841,821				936,664														
District Attorney (Realignment Services)			250,000				750,000		250,000				250,000								
Public Defender (Realignment Services)			250,000				750,000		250,000				250,000								
<b>Total Balance Allocation</b>			<b>2,641,821</b>				<b>2,686,664</b>		<b>500,000</b>				<b>1,150,090</b>		<b>1,584,285</b>						
<b>Total Proposed Allocation</b>			<b>56,302,998</b>				<b>66,723,523</b>		<b>62,395,078</b>				<b>63,045,168</b>		<b>5,584,285</b>						

**FY 14-15 Notes**

(a) Based on discussions with impacted financial managers, the Balance Allocation (originally estimated at \$1.25M) will be reduced to only \$500,000 as part of the FY 14-15 Budget. This balance amount will be distributed evenly (\$250,000 each) to the DA and Public Defender. The remaining \$750,000 (of the original \$1.25M) is proposed to be redistributed between the Sheriff and HCA (In-Custody). It is assumed that HCA (Risk Pool), the District Attorney and Public Defender will retain all carryover funds up to FY 14-15, which should cover most of their AB109 shortfall for FY 14-15. However, in the event they exhaust those resources during the year, CEO/Budget will work with them to address the shortfall during the Third Quarter Budget Report. Based on preliminary calculations from the Public Defender and DA, it appears that an adjustment will be needed, but the exact amount will be determined during the year.

(b) Department financial managers conservatively project that the amount of FY 13-14 Growth Money that will be distributed in Sept/Oct. of 2014 will be approximately \$4M. It is assumed that the Sheriff and HCA (In-Custody) will again have an AB109-related operational shortfall in the current fiscal year (FY 13-14) and consequently should be the recipients of any growth money allocated. Thus, with CCP approval, HCA and the Sheriff plan to include these projected growth monies in their FY 14-15 budget submittals. This is a change from prior years, when growth monies were not budgeted. Final approval for distribution of the FY 13-14 Growth Money can be returned to the CCP for approval once a final amount is distributed or, alternatively, staff can allocate the final amount according to the percentages shown in the chart under "Proposed 13-14 Growth Money Allocation."

(c) LLE is allocated exactly 1% of the Total Allocation for the FY 14-15 Proposal. In addition, individual cities will be permitted to carry over any unspent money from the FY 13/14 allocation.

**FY 14-15 Notes**

Base and growth allocations will remain unchanged at this time. Variances from approved budget to State approved allocations will remain undistributed at this time and will be distributed during the 3rd quarter based on program need and CCP recommendation. Growth money is based on updated projections received from CSAC.





received 9-25-14  
#8



## AB109 Realignment Monthly Stats August 2014

### Postrelease Community Supervision (PCS)

**August Releases from Prison (August 1-31, 2014)\* 71**

**Year-to-Date Releases from Prison (Jan.1- August 31, 2014)\* 668**

**Status of PCS Releases as of August 31, 2014\***

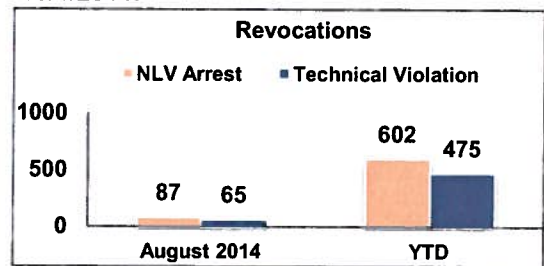
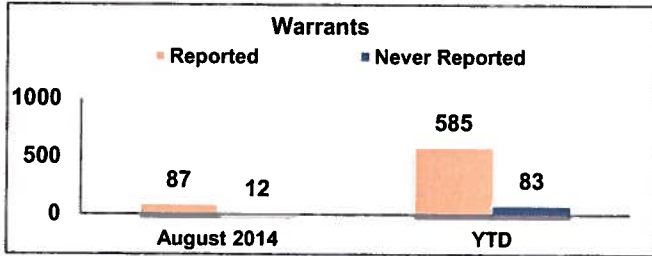
	Cumulative
<b>Total Releases from Prison</b>	<b>4079</b>
Actively Supervised (PCS)	1746
On Active Warrant (includes 252 ICE warrants)	502
Discharges Pursuant to 3456(a)(3)	1188
Other Discharges/Transfers	643

\*Based on CDCR's projected release dates and are subject to change. Cumulative numbers reflect the most current release date information.

### Warrants and Revocations

**38.02%** of individuals had at least one warrant issued since 10/1/2011.

**40.28%** of individuals had at least one revocation since 10/1/2011.



	Aug-14	YTD-2014	Cumulative
<b>Total Warr.</b>	99	668	2936

	Aug-14	YTD-2014	Cumulative
<b>Total Rev.</b>	152	1077	3412

### Flash Incarcerations

**August 2014**

66% in August were due to a technical violation/warrant.  
34% in August were due to a new law violation.

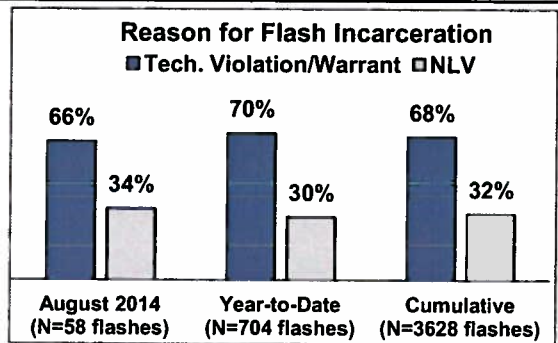
**Year to Date (1/1/2014-8/31/2014)**

70% due to a technical violation/warrant.  
30% due to a new law violation.

**Cumulative (10/1/2011-8/31/2014)**

68% due to a technical violation/warrant.  
32% due to a new law violation.

41.8% (1,703 of 4,079 individuals released from prison had at least one flash.)



### Mandatory Supervision (MS)

**August 2014**

**Cumulative (10/1/2011-8/31/2014)**

**Total MS Convictions 56 3033**  
(A count of total convictions, not individuals)

**Individuals with MS Convictions**

Actively Supervised (Released from Jail)	811
Sentenced, but still in custody	266
On Active Warrant as of August 31, 2014	302
MS Case Terminated/Expired/Other	958
<b>Total</b>	<b>51 2337</b>



**AB109 Realignment Monthly Stats - Glossary**

<b>August Releases from Prison</b>	The number of individuals released from Prison to OC Probation for the current month.
<b>Year-to-Date Releases from Prison</b>	The number of individuals released from Prison to OC Probation from January 1 through the end of the current month (current year).
<b>Status of PCS Releases</b>	Status of the individual as of the end of the current month.
<b>Total Releases from Prison</b>	The number of individuals released from Prison to OC Probation from October 1, 2011 through the end of the current month.
<b>Actively Supervised (PCS)</b>	Individuals still under active supervision at the end of the current month (excludes active Warrants).
<b>On Active Warrant (includes 252 ICE warrants)</b>	At the end of the current month, these individuals have an active bench warrant.
<b>Discharges Pursuant to 3456(a)(3)</b>	Individuals who have been discharged from PCS after one year free of custodial sanctions (PCS Mandatory 1-Yr Terminations) - CPOC considers these individuals as successes. This is a cumulative total through the end of the current month.
<b>Other Discharges/Transfers</b>	Individuals who have been terminated from supervision for reasons other than "PCS Mandatory 1-Yr Termination" - includes expirations of grant, transferred to other counties, deceased, and other types of termination. This is a cumulative total through the end of the current month.
<b>Warrants and Revocations</b>	This section is based on warrant and revocation petitions prepared by DPOs. It contains the monthly, year-to-date (2014) and cumulative from 10/1/2011 through the end of the current month.
<b>Warrants-Reported</b>	A count of warrant petitions for offenders who have reported to Probation upon release from prison; indoctrinated to PCS terms and conditions; supervised by the assigned DPO; then absconded supervision.
<b>Warrants-Never Reported</b>	A count of warrant petitions for offenders who, upon their release from prison, did not show up to the Probation office. Includes ICE warrants.
<b>Revocations-NLV Arrests</b>	A count of revocation petitions for offenders being revoked for a new law violation.
<b>Revocations-Technical Violation</b>	A count of revocation petitions for offenders being revoked for a technical violation only.



**AB109 Realignment Monthly Stats - Glossary**

<b>Flash Incarcerations</b>	This section is based on the flash incarcerations requests completed by DPOs.
Flash-technical violation/warrant	Flash incarcerations for technical violations (including those arrested for an outstanding warrant).
Flash-NLV	Flash incarcerations involving new law violations.

<b>Mandatory Supervision (MS)</b>	This section is based on Probation's Integrated Case Management System (ICMS) records on Mandatory Supervision (MS) cases (sometimes referred to as "split sentences").
Total MS Convictions	A count of MS total convictions for the current month and cumulative from 10/1/2011 through the end of the current month (an individual may be counted more than once).
Individuals with MS Convictions	Individuals are counted only once.
Actively Supervised (Released from Jail)	As of the end of the current month, a count of individuals who have finished the jail portion of their sentence and are now under Probation supervision. Excludes individuals with an active warrant as of the end of the month.
Sentenced, but still in custody	A count of individuals with MS convictions who are still in jail serving the custody portion of their sentence. Once released, these individuals will be supervised by Probation.
On Active Warrant as of end of current month	Individuals with an active warrant as of the end of the month.
MS Case Terminated/Expired/Other	Individuals terminated from MS (grants expired, transferred to other counties, and other terminations).