



AB109 Realignment Monthly Stats June, 2014

Postrelease Community Supervision (PCS)

June Releases from Prison (June 1-30, 2014)* 89

Year-to-Date Releases from Prison (Jan.1- June 30, 2014)* 501

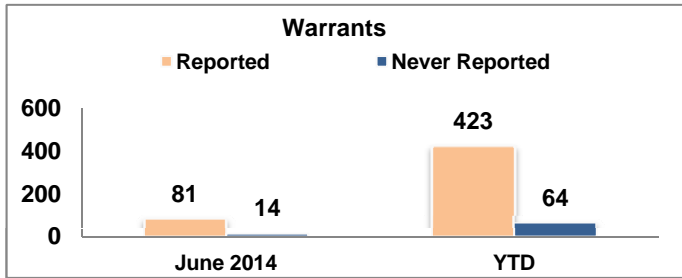
Status of PCS Releases as of June 30, 2014*

	Cumulative
Total Releases from Prison	3926
Actively Supervised (PCS)	1689
On Active Warrant (includes 249 ICE warrants)	492
Discharges Pursuant to 3456(a)(3)	1123
Other Discharges/Transfers	622

*Based on CDCR's projected release dates and are subject to change. Cumulative numbers reflect the most current release date information.

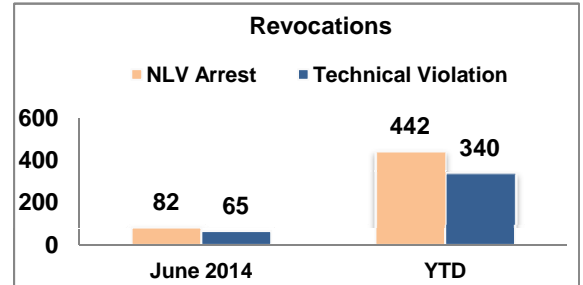
Warrants and Revocations

37.90% of individuals had at least one warrant issued since 10/1/2011



	Jun-14	YTD-2014	Cumulative
Total Warr.	95	487	2757

39.45% of individuals had at least one revocation since 10/1/2011.



	Jun-14	YTD-2014	Cumulative
Total Rev.	147	782	3117

Flash Incarcerations

June 2014

65% in June were due to a technical violation/warrant.
35% in June were due to a new law violation.

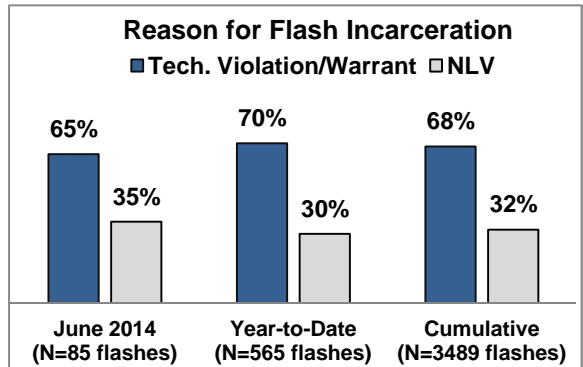
Year to Date (1/1/2014-6/30/2014)

70% due to a technical violation/warrant.
30% due to a new law violation.

Cumulative (10/1/2011-6/30/2014)

68% due to a technical violation/warrant.
32% due to a new law violation.

42.1% (1,654 of 3,926 individuals released from prison had at least one flash.)



Mandatory Supervision (MS)

June, 2014

Cumulative (10/1/2011-6/30/2014)

Total MS Convictions 84 2900

(A count of total convictions, not individuals)

Individuals with MS Convictions

Actively Supervised (Released from Jail)	858
Sentenced, but still in custody	306
On Active Warrant as of June 30, 2014	298
MS Case Terminated/Expired/Other	794
Total	2256