



AB109 Realignment Monthly Stats March, 2014

Postrelease Community Supervision (PCS)

March Releases from Prison (Mar.1-31, 2014)* **69**

Year-to-Date Releases from Prison (Jan.1- Mar. 31, 2014)* **221**

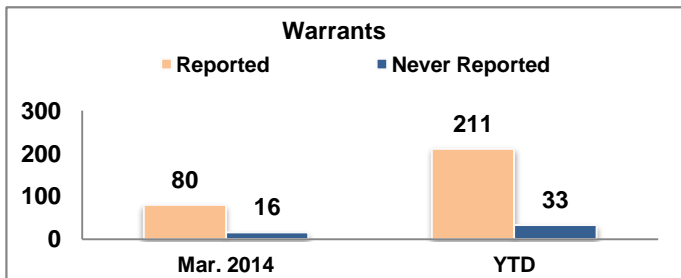
Status of PCS Releases as of March 31, 2014*

	Cumulative
Total Releases from Prison	3656
Actively Supervised (PCS)	1680
On Active Warrant (includes 236 ICE warrants)	470
Discharges Pursuant to 3456(a)(3)	966
Other Discharges/Transfers	540

*Based on CDCR's projected release dates and are subject to change. Cumulative numbers reflect the most current release date information.

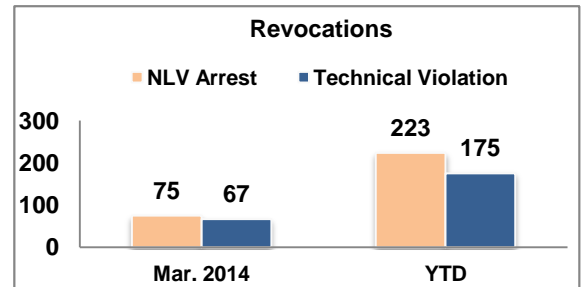
Warrants and Revocations

38.18% of individuals had at least one warrant issued since 10/1/2011



	Mar. 2014	YTD	Cumulative
Total Warr.	96	244	2516

38.57% of individuals had at least one revocation since 10/1/2011.



	Mar. 2014	YTD	Cumulative
Total Rev.	142	398	2734

Flash Incarcerations

March 2014

66% in March were due to a technical violation/warrant.
34% in March were due to a new law violation.

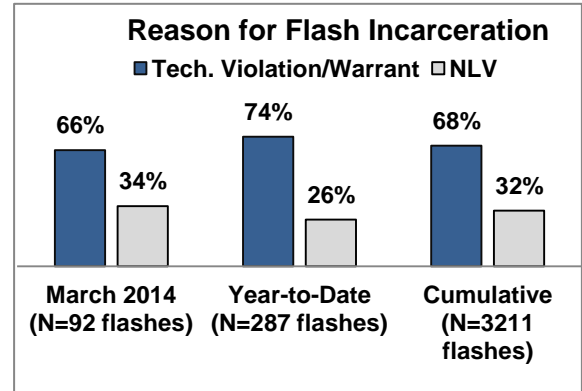
Year to Date (1/1/2014-3/31/2014)

74% due to a technical violation/warrant.
26% due to a new law violation.

Cumulative (10/1/2011-3/31/14)

68% due to a technical violation/warrant.
32% due to a new law violation.

42.3% (1,548 of 3,656 individuals released from prison had at least one flash.)



Mandatory Supervision (MS)

March, 2014

Cumulative (10/1/2011-3/31/2014)

Total MS Convictions **77** **2635**
(A count of total convictions, not individuals)

Individuals with MS Convictions

Actively Supervised (Released from Jail)		835
Sentenced, but still in custody		296
On Active Warrant as of March 31, 2014		278
MS Case Terminated/Expired/Other		681
Total	65	2090