



# PostRelease Community Supervision Monthly Stats June, 2012

June, 2012

Cumulative (from October 1, 2011)

**Releases from Prison** 124  
(Based on CDCR's projected release dates and are subject to change.  
Cumulative numbers reflect the most current release date information.)

1896

**Flash Incarceration**

**Total\*** 152

677

**Percent of Individuals with Flash**

25.9%

**Revocations**

	<u>Total</u>
With NLV Arrests	56
Tech Only	17
<b>Total*</b>	<b>73</b>

<u>Total</u>
269
55
<b>324</b>

**Percent of Individuals with Revocations**

15.5%

**Warrants**

	<u>Never Reported</u>	<u>Reported</u>	<u>Total</u>
ICE	10	0	10
PCS Warrant	5	85	90
<b>Total*</b>	<b>15</b>	<b>85</b>	<b>100</b>

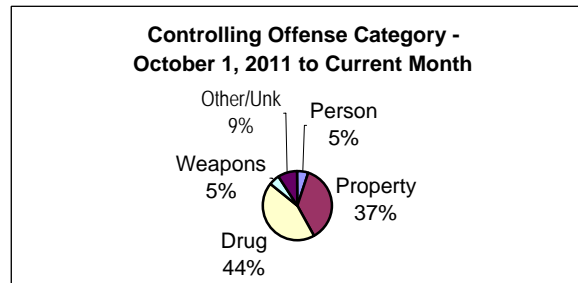
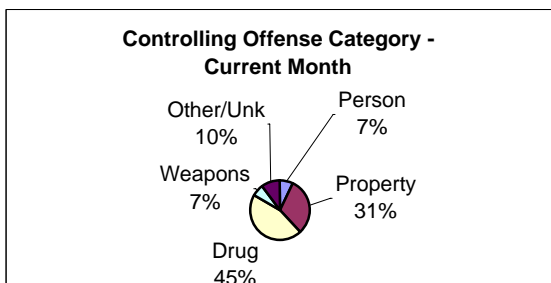
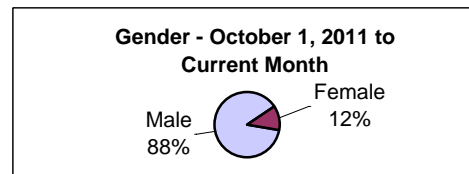
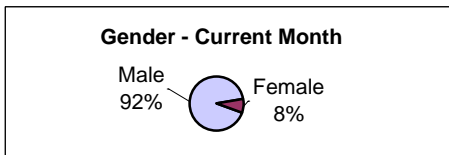
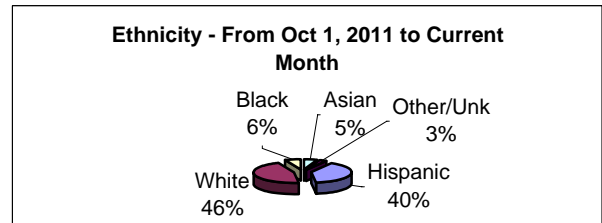
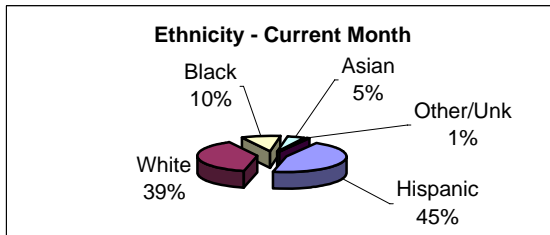
<u>Never Reported</u>	<u>Reported</u>	<u>Total</u>
90	0	90
131	407	538
<b>221</b>	<b>407</b>	<b>628</b>

**Individuals with Active Warrants as of 5/31/2012**

195

**Average Age** 37.65

36.94



\* A total count of flash/revocations/warrants, not individuals