



## AB109 Monthly Stats November 2025

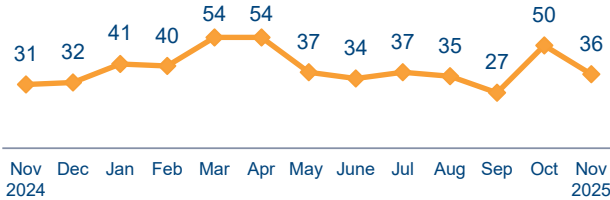
### Postrelease Community Supervision (PCS)

#### Releases from Prison

from 11/1/11 - 11/30/25 = 13048

2025 YTD = 445

2025 Monthly Avg = 40



#### PCS Active Supervision

(Excludes Warrants)

921

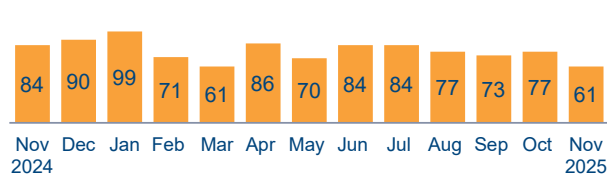
#### Warrants



#### Warrants

2025 YTD = 843

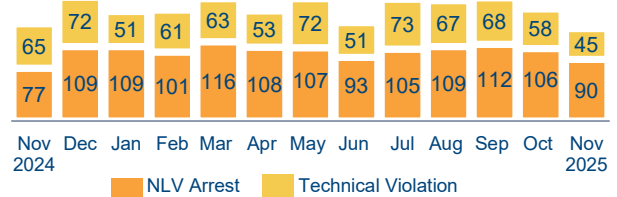
2025 Monthly Avg = 77



#### Revocations

2025 YTD = 1818

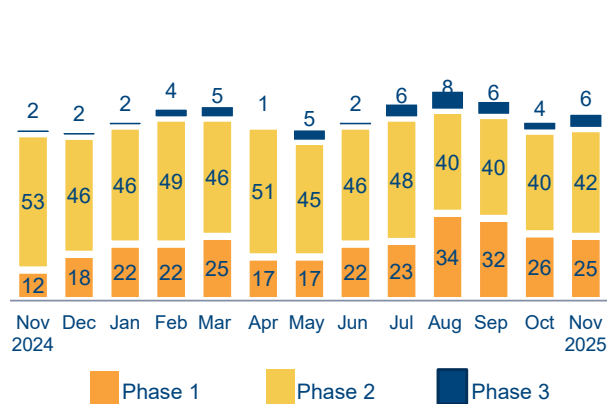
2025 Monthly Avg = 165



#### Day Reporting Center Participants

2025 Monthly Avg = 73

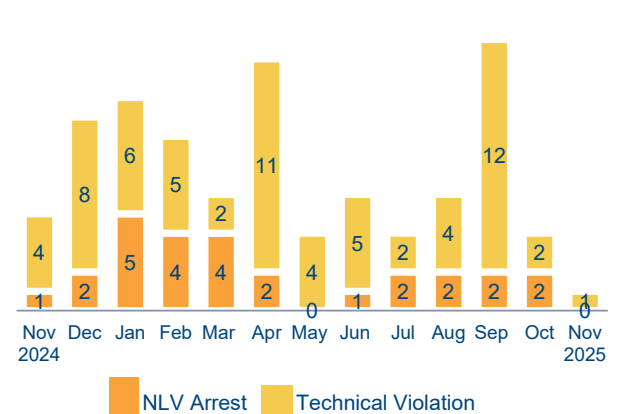
Monthly Avg: (AB109 = 28, GenSup = 36, TAY = 1, Pre = 0, MRT = 9)



#### Flash Incarcerations

2025 Monthly Avg = 7

2024 Monthly Avg = 11



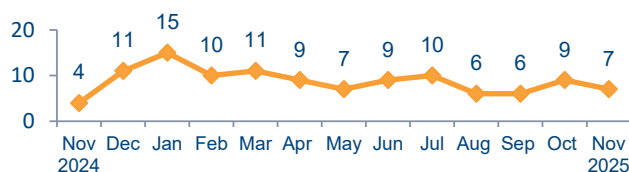
### Mandatory Supervision (MS)

#### Individuals with MS Convictions

from 10/1/11 - 11/30/25 = 5001

2025 YTD = 99

2025 Monthly Avg = 9



#### MS Active Supervision

(Excludes Warrants)

216

#### Warrants

425

#### November MS

Violations

19

#### November MS Flash Incarcerations

0