

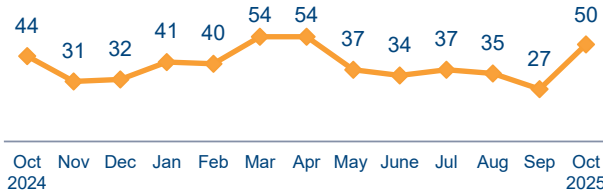


## AB109 Monthly Stats October 2025

### Postrelease Community Supervision (PCS)

#### Releases from Prison from 10/1/11 - 10/31/25 = 12996

2025 YTD = 368  
2025 Monthly Avg = 41



#### PCS Active Supervision

(Excludes Warrants)

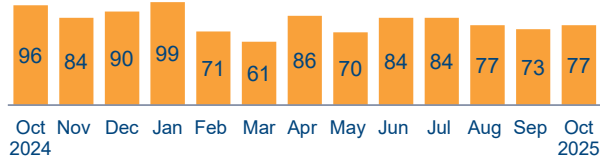
920

#### Warrants

219 ICE    458 PCS    677 Total

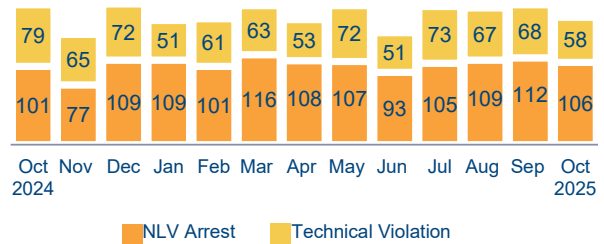
#### Warrants

2025 YTD = 782  
2025 Monthly Avg = 78



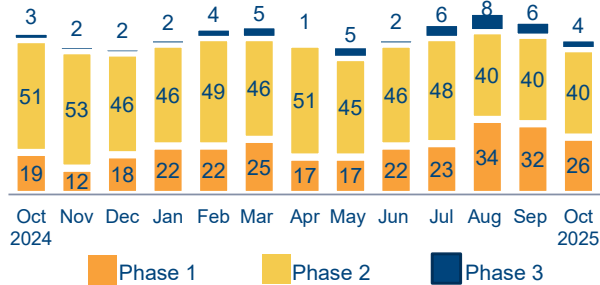
#### Revocations

2025 YTD = 1683  
2025 Monthly Avg = 168



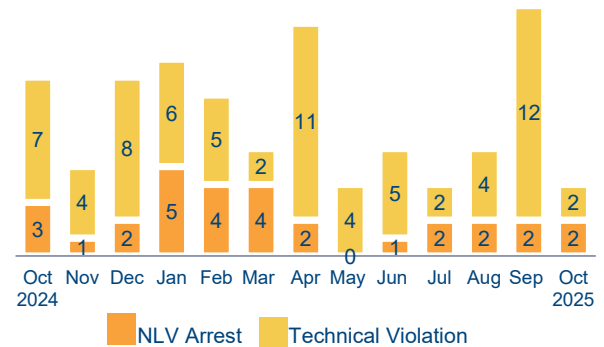
#### Day Reporting Center Participants

2025 Monthly Avg = 73  
Monthly Avg: (AB109 = 28, GenSup = 36, TAY = 1, Pre = 0, MRT = 9)



#### Flash Incarcerations

2025 Monthly Avg = 8  
2024 Monthly Avg = 11

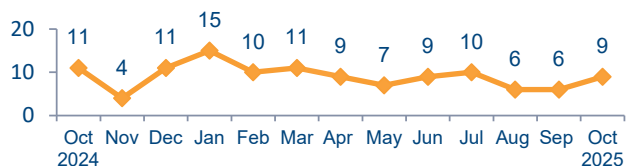


### Mandatory Supervision (MS)

#### Individuals with MS Convictions

from 10/1/11 - 10/31/25 = 4987

2025 YTD = 92  
2025 Monthly Avg = 9



#### MS Active Supervision

(Excludes Warrants)

221

#### Warrants

438

October MS  
Violations

16

October MS Flash  
Incarcerations

0