

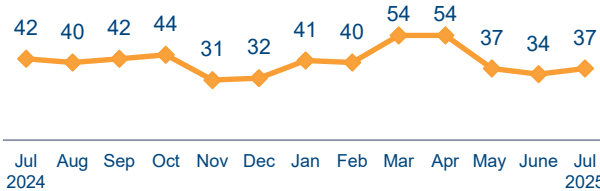


## AB109 Monthly Stats July 2025

### Postrelease Community Supervision (PCS)

**Releases from Prison**  
from 10/1/11 - 7/31/25 = 12853

2025 YTD = 297  
2025 Monthly Avg = 42



#### PCS Active Supervision

(Excludes Warrants)

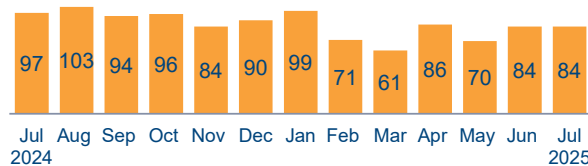
987

#### Warrants



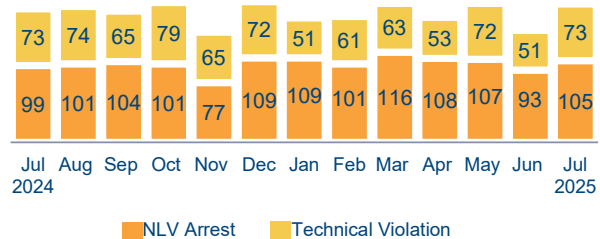
#### Warrants

2025 YTD = 555  
2025 Monthly Avg = 79



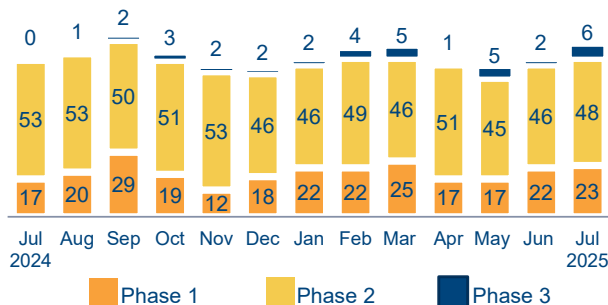
#### Revocations

2025 YTD = 1163  
2025 Monthly Avg = 166



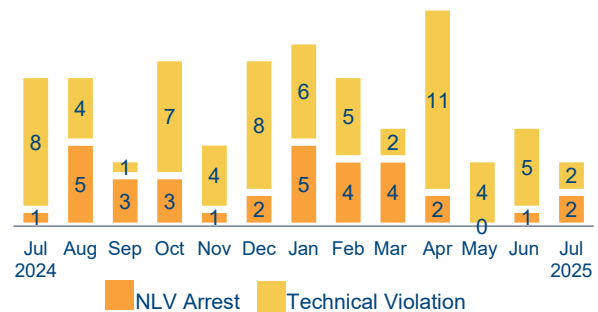
#### Day Reporting Center Participants

2025 Monthly Avg = 72  
Monthly Avg: (AB109 = 25, GenSup = 37, TAY = 2, Pre = 0, MRT = 9)



#### Flash Incarcerations

2025 Monthly Avg = 8  
2024 Monthly Avg = 11

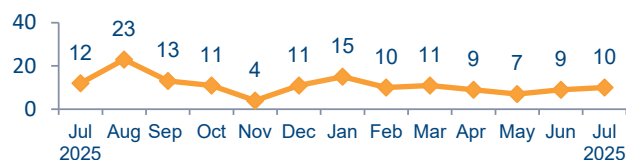


### Mandatory Supervision (MS)

#### Individuals with MS Convictions

from 10/1/11 - 7/31/25 = 4963

2025 YTD = 71  
2025 Monthly Avg = 10



#### MS Active Supervision

(Excludes Warrants)

220

#### Warrants

437

July MS  
Violations

9

July MS Flash  
Incarcerations

0