

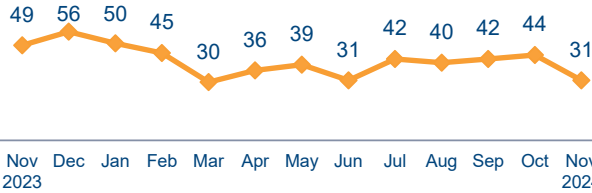


## AB109 Monthly Stats November 2024

### Postrelease Community Supervision (PCS)

**Releases from Prison**  
from 10/1/11 - 11/30/24 = 12,402

2024 YTD = 430  
2024 Monthly Avg = 39



**PCS Active Supervision**  
(Excludes Warrants)

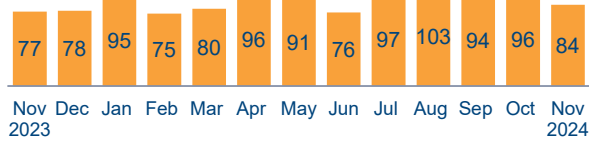
931

**Warrants**

219 ICE    551 PCS    770 Total

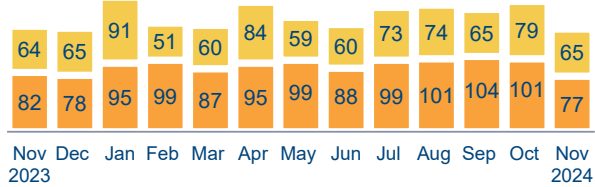
### Warrants

2024 YTD = 987  
2024 Monthly Avg = 90



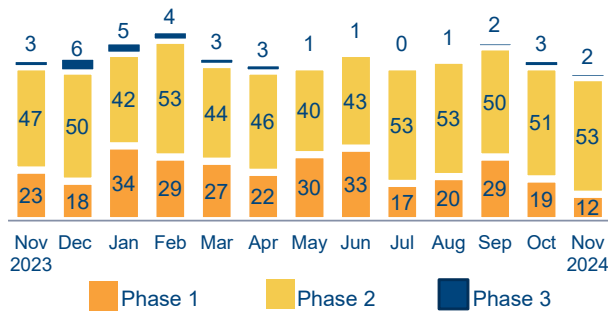
### Revocations

2024 YTD = 1806  
2024 Monthly Avg = 164



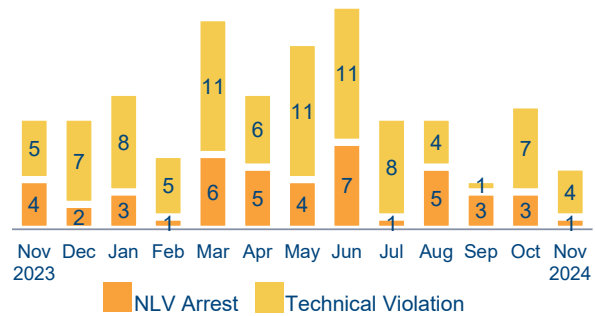
### Day Reporting Center Participants

2024 Monthly Avg = 75  
Monthly Avg: (AB109 = 30, GenSup = 39, TAY = 1, Pre = 0, MRT = 5)



### Flash Incarcerations

2024 Monthly Avg = 10  
2023 Monthly Avg = 16

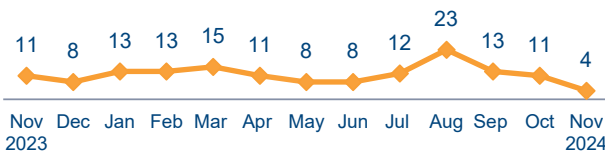


### Mandatory Supervision (MS)

#### Individuals with MS Convictions

from 10/1/11 - 11/30/24 = 4,911

2024 YTD = 131  
2024 Monthly Avg = 12



#### MS Active Supervision

(Excludes Warrants)

249

**Warrants**

449

**November MS Violations**

23

**November MS Flash Incarcerations**

0