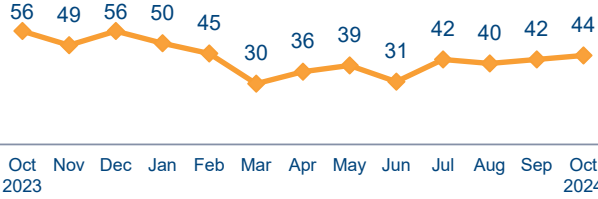




**AB109 Monthly Stats**  
**October 2024**

**Postrelease Community Supervision (PCS)**

**Releases from Prison**  
from 10/1/11 - 10/31/24 = 12,359  
2024 YTD = 399  
2024 Monthly Avg = 40



**PCS Active Supervision**  
(Excludes Warrants)

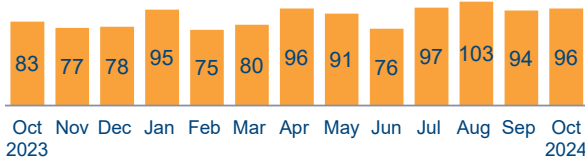
924

**Warrants**

219 ICE    561 PCS    780 Total

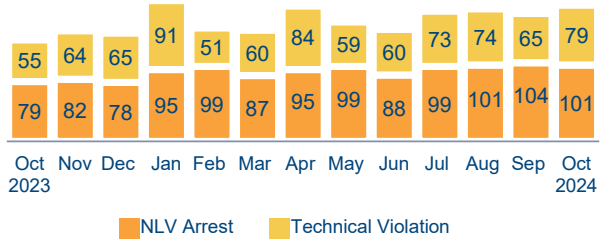
**Warrants**

2024 YTD = 903  
2024 Monthly Avg = 90



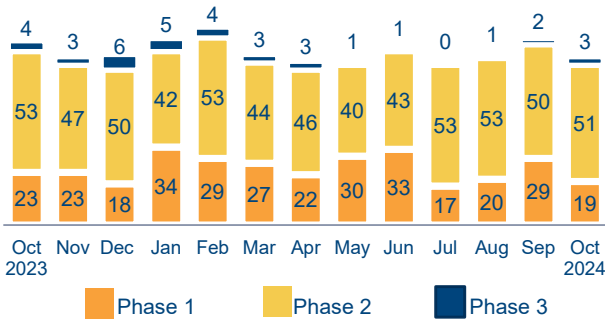
**Revocations**

2024 YTD = 1664  
2024 Monthly Avg = 166



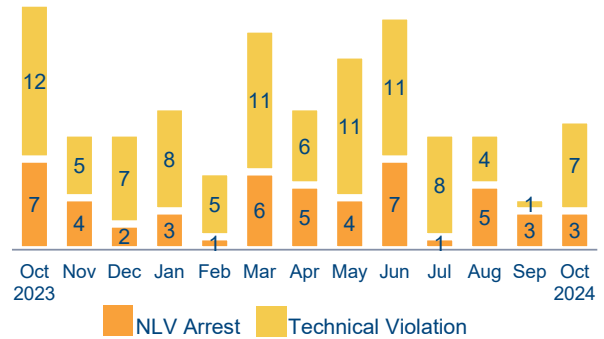
**Day Reporting Center Participants**

2024 Monthly Avg = 76  
Monthly Avg:(AB109 = 31, GenSup = 39, TAY = 1, Pre = 0, MRT = 5)



**Flash Incarcerations**

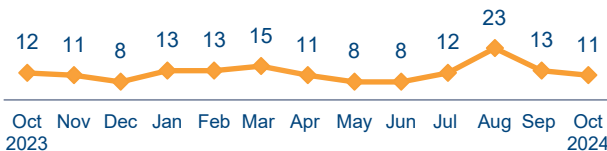
2024 Monthly Avg = 11  
2023 Monthly Avg = 16



**Mandatory Supervision (MS)**

**Individuals with MS Convictions**

from 10/1/11 - 10/31/24 = 4,909  
2024 YTD = 127  
2024 Monthly Avg = 13



**MS Active Supervision**

(Excludes Warrants)

255

**Warrants**

440

**October MS Violations**

24

**October MS Flash Incarcerations**

4