

**Notice and Call  
of a  
Special Meeting  
of the  
Orange County Juvenile Justice Coordinating Council**

A Special Meeting of the Orange County Juvenile Justice Coordinating Council will convene on Wednesday, November 13, 2024, at 1:00 p.m., in Classroom 2, Multipurpose Rehabilitation Center (MRC), 333 The City Drive South, Orange, California.

The items of business to be conducted at this meeting are:

As outlined on attached agenda

Opportunity will be provided, before or during the consideration of each item of business, for members of the public to directly address the Council regarding that business.

*/s/*

---

**DANIEL HERNANDEZ**

Chair

# AGENDA

## SPECIAL MEETING ORANGE COUNTY JUVENILE JUSTICE COORDINATING COUNCIL



Wednesday, November 13, 2024, 1:00 P.M.

PROBATION DEPARTMENT  
Multipurpose Rehabilitation Center, Classroom 2  
333 The City Drive South  
Orange, California

**\*\*Members of the public may attend and participate remotely by following the instructions below.\*\***

**DANIEL HERNANDEZ, Chair**  
Probation

**HETHER BENJAMIN**  
Community Based Organization Rep.

**AMIR EL-FARRA**  
Local Law Enforcement

**KATRINA FOLEY**  
Orange County Board of Supervisors

**LAURA JOSE**  
Public Defender

**IAN KEMMER**  
Health Care Agency, Mental Health

**MEGHAN MEDLIN**  
At Large Community Representative

**KIRSTEN MONTELEONE**  
Sheriff-Coroner

**VERONICA RODRIGUEZ**  
Social Services Agency

**NORA SANCHEZ**  
Juvenile Court Representative

**TODD SPITZER**  
District Attorney

**VACANT**  
Community Based Drug & Alcohol Rep.

**VACANT**  
Education Representative

**VACANT**  
Business Representative

*The Orange County Juvenile Justice Coordinating Council welcomes you to this meeting. This agenda contains a brief general description of each item to be considered. The Council encourages your participation. If you wish to speak on an item contained in the agenda, please complete a speaker request form and return to the Clerk or press \*9 or the "Raise Hand" feature following the Chair's invitation from the public to speak. Once acknowledged and prompted by the Chair or Clerk, you may begin to speak. Except as otherwise provided by law, no action shall be taken on any item not appearing in the agenda. When addressing the Council, please state your name for the record prior to providing your comments.*

### **\*\* INSTRUCTIONS FOR PUBLIC ATTENDING THE MEETING REMOTELY\*\***

Members of the public may observe and participate in the meeting telephonically or via the internet as described below. To attend the meeting via teleconference please call:

- iPhone one-tap: US: +16699009128, 825 9470 8264# Passcode 728982# or + 16694449171, 825 9470 8264# Passcode 728982# or
- Telephone: Dial (for higher quality, dial a number based on your current location): US: +1 669 900 9128 or +1 346 248 7799 or +1 253 215 8782 or +1 301 715 8592 or +1 312 626 6799 or +1 646 558 8656  
Enter Webinar ID: 825 9470 8264# Passcode 728982# (once you enter this code, you should be automatically connected to the call; you will remain on the line until meeting begins) or

# AGENDA

- Internet: Use the following link:  
<https://us02web.zoom.us/j/82594708264?pwd=YiKAAdPFp3zzdYaFV0M6mhgLRcbTX.1>

\*\*In compliance with the Americans with Disabilities Act, those requiring accommodation for this meeting should notify the Clerk of the Board's Office 72 hours prior to the meeting at (714) 834-2206\*\*

*All supporting documentation is available for public review online at:  
<https://ocprobation.ocgov.com/bureaus/communications/committees/orange-county-juvenile-justice-coordinating-council> and in the office of the Clerk of the Board of Supervisors located in the County Administration North building, 400 W. Civic Center Dr., 6<sup>th</sup> Floor, Santa Ana, California 92701 during regular business hours, 8:00 a.m. - 5:00 p.m., Monday through Friday.*

## ADMINISTRATIVE MATTERS: (Items 1 - 2)

*At this time, members of the public may ask the Council to be heard on the following items as those items are called.*

1. Welcome and Introductions
2. Discussion of Annual Report FY 2023-2024 by Program:
  - a. School Mobile Assessment and Response Team (SMART)
  - b. Truancy Response Program (TRP)
  - c. Decentralized Intake (DCI)
  - d. Substance Use Programming (ASERT/STEP)
  - e. Youth Reporting Centers (YRCs)
  - f. Juvenile Recovery Court
  - g. Active Recidivism Reduction Initiative via Engagement (ARRIVE)

## PUBLIC & COUNCIL COMMENTS:

*At this time members of the public may address OCJJCC on any matter not on the agenda but within the jurisdiction of the Council. The Council or Chair may limit the length of time each individual may have to address the Council.*

## PUBLIC COMMENTS:

## COUNCIL COMMENTS:

## ADJOURNMENT

## NEXT MEETING:

February 27, 2025      Regular Meeting, 3:30 P.M.

ORANGE COUNTY  
JUVENILE JUSTICE COORDINATING COUNCIL

Annual Report FY 2023-24

---

FOR THE FISCAL YEAR ENDING JUNE 30, 2024

## Table of Contents

Introduction .....	3
SB 823 Juvenile Justice Realignment .....	5
SB 823 Subcommittee.....	5
Orange County’s Juvenile Justice Realignment Block Grant Plan.....	5
SB 823 Juvenile Justice Realignment Block Grant .....	6
Juvenile Justice Crime Prevention Act.....	7
JJCPA Program Summary.....	7
JJCPA Funding Summary .....	8
Prevention/Early Intervention Program Outputs & Participant Demographics .....	11
Prevention/Early Intervention Program Details & Achievements.....	14
School Mobile Assessment & Resource Team.....	14
Truancy Response Program.....	17
Sheriff’s Prevention Program & Decentralized Intake .....	25
Intervention/Treatment Program Outputs & Participant Demographics.....	30
Intervention/Treatment Program Details & Achievements .....	33
Substance Use Programming .....	33
Youth Reporting Centers .....	39
Juvenile Recovery Court .....	45
Active Recidivism Reduction Initiative via Engagement (ARRIVE).....	51
Appendix.....	54
Appendix A – Community-Based Organizations Funded by JJCPA .....	54
A.1 Boys & Girls Club of Garden Grove.....	54
A.2 Pepperdine University, PRYDE.....	55
A.3 Waymakers .....	56
Appendix B – Links to Resources .....	57

## Introduction

The Orange County Juvenile Justice Coordinating Council (OCJJCC) Annual Report presents an update on programs funded by the Juvenile Justice Crime Prevention Act (JJCPA) and the Juvenile Justice Realignment Block Grant program (SB 823 Block Grant). This report highlights the funding and expenditures as of the fiscal year-end, along with metrics and outcomes for each program comparing them to the previous fiscal year.

The purpose of the report is to provide timely relevant information to the OCJJCC to allow for proper oversight of the programs funded. The report is organized by the two funding sources, SB 823 Block Grant and JJCPA with JJCPA programs grouped by section, centered on prevention and treatment programs. Each program section includes the objective, lead agencies and partners, amount awarded and amount expended as of the fiscal year end, and program outcome measures. These program details are all included in this report.

### OC Juvenile Justice Coordinating Council Background

The OCJJCC was established per Welfare and Institutions Code Section 749.22, as a requirement for the Juvenile Accountability Block Grants Program funding. The OCJJCC is chaired by the Chief Probation Officer and other members include representation from the District Attorney's Office, Public Defender's Office, Sheriff-Coroner's Department, Board of Supervisors, Social Services Agency, Health Care Agency Behavioral Health, Department of Education, local law enforcement agency (currently Garden Grove), and the community including an at-large representative and non-profit community-based organizations providing drug and alcohol programs and services to minors.

The OCJJCC serves to maintain a continuation of County-based responses to juvenile crime and set priorities and approve the use of grant funds. This is accomplished through a comprehensive multi-agency plan that identifies resources and strategies for providing an effective continuum of responses for the prevention, intervention, supervision, treatment, and incarceration of juvenile offenders, including strategies to develop and implement local out of home placement options for the offender.

The OCJJCC is responsible for the following:

- Assisting the Chief Probation Officer in developing a comprehensive, multi-agency juvenile justice plan to develop a continuum of responses for the prevention, intervention, supervision, treatment, and incarceration of juvenile offenders.
- Serving as the Local Juvenile Crime Enforcement Coalition as required by Title 28 Code of Federal Regulations – Chapter 1, Part 31, Section 31.502, for the County to receive Juvenile Accountability Incentive Block Grant funding.

- Serving as the parent body for the realignment subcommittee as required by the Welfare and Institutions Code Division 2.5, Chapter 1.7, Section 1995, for the County to receive Juvenile Justice Realignment Block Grant funding.
- Providing oversight for the Juvenile Justice Realignment Subcommittee and annual plan update process.

### **Juvenile Justice Crime Prevention Act**

The Juvenile Justice Crime Prevention Act was established by the Crime Prevention Act of 2000 to provide a stable funding source for local juvenile justice programs that aim to prevent and reduce crime and delinquency among at-risk youth. The JJCPA program requires an annual plan detailing how funds will be used, including objectives, strategies, and performance measures. Recent legislative updates mandated the consolidation of the JJCPA plan with the Youthful Offender Block Grant (YOBG) plan. YOBG aims to serve youthful offenders with rehabilitative services while JJCPA provides funding for evidence-based programs.

For FY 2023-24, the OCJJCC allocated \$17 million in JJCPA funds to support seven existing programs. These programs focus on accountability-based approaches targeting juvenile offenders and addressing broader issues within the juvenile justice system to mitigate delinquency and improve outcomes for at-risk youth. The programs are summarized in the following report, along with their financial information, program outputs, outcomes and success stories for FY 2023-24.

### **SB 823 Juvenile Justice Realignment Subcommittee and Block Grant Program**

The SB 823 Juvenile Justice Realignment Subcommittee was formed under the OCJJCC to develop and maintain a comprehensive plan to address the needs of youth formerly supervised by the Division of Juvenile Justice. This subcommittee is responsible for ensuring that the County qualifies for funding by updating and submitting the plan annually to the State's Office of Youth and Community Restoration (OYCR).

The SB 823 Subcommittee also oversees the implementation of Senate Bill 823, known as the "Juvenile Justice Realignment: Office of Youth and Community Restoration," which was enacted in 2020. This bill established a block grant program to assist counties in managing realigned youth by providing appropriate facilities, programs, services, and reentry strategies.

The FY 2023-24 SB 823 block grant allocation for Orange County was \$9 million, which is fully allocated to the Probation Department to support individualized treatment plans for eligible youth. Services include behavioral health support, adolescent development programs, family engagement initiatives, and reentry assistance, all of which are evidence-based and trauma-informed. An overview of the plan and use of the SB 823 funding are included in the following report.

## **SB 823 Juvenile Justice Realignment**

### **SB 823 Subcommittee**

Senate Bill 823 (SB 823), also known as the “Juvenile Justice Realignment: Office of Youth and Community Restoration,” was chaptered on September 30, 2020. This bill introduced several legal changes, including the addition of Chapter 1.7 to the Welfare and Institutions Code (WIC) starting with section 1990. This new chapter created a block grant program to support counties in managing the custody, care, and supervision of youth who were previously eligible for the Division of Juvenile Justice before it closed. Additionally, WIC section 1995 outlined the requirements for counties to qualify for this block grant funding.

To qualify for funding, the County was required to establish a subcommittee to develop a plan detailing the facilities, programs, placements, services, supervision, and reentry strategies planned to provide appropriate rehabilitation and supervision for the realigned youth and transitional age youth (TAY) populations. This subcommittee was formed under the OCJJCC.

If a county is eligible to receive funds and submits a plan with all required elements outlined in statute, the state must provide counties with annual funding under current statute. To maintain eligibility, the subcommittee must update and resubmit the County’s plan annually by May 1, regardless of any changes. The OYCR reviews the plan to ensure it includes all required elements and may request revisions from the County as needed before final acceptance.

### **Orange County’s Juvenile Justice Realignment Block Grant Plan**

The SB 823 Subcommittee presented its draft SB 823 plan during the regularly scheduled meeting of the OCJJCC on Thursday, October 28, 2021. The plan is responsive to the aspects set forth in WIC section 1995, subdivisions (d)(1) through (d)(7) and is the culmination of the collective discussions and partnership between the juvenile court, community, and system stakeholders. The plan addresses the needs of youth within the target population improving the outcomes for success and reducing rates of recidivism.

The plan focuses on implementing a trauma-informed approach for each youth in the target population, starting from their entry into the juvenile facility. This includes early identification of a peer mentor/navigator to support the youth throughout their commitment and reentry process. Youth in the Secure Track Youth program will receive more frequent services compared to the larger target population. The Probation Department employs a diverse and experienced staff for direct supervision, with additional staff for Secure Track youth. Probation staff are trained in various state-approved topics, including professionalism, crisis communication, cultural diversity, gender identity, case planning, trauma, and core correctional practices to ensure safety.



The realignment funding will be utilized to provide robust, individualized treatment plans for the target population youth focused on the youth's behavioral health, educational and emotional needs, community-based mentorship, and family engagement/support for those youth identified as SB 823 and those youth pending SB 823 eligibility. The services will be evidence-based, trauma-informed, and culturally responsive and include:

- Behavioral health, sex offender treatment, or related behavioral or trauma-based needs
- Support programs or services that promote healthy adolescent development
- Family engagement in programs
- Reentry, including planning and linkages to support employment, housing, and continuing education

The complete Juvenile Justice Realignment Block Grant County Plan for Orange County can be found here: <https://ocprobation.ocgov.com/communications/committees/orange-county-juvenile-justice-coordinating-council>

## SB 823 Juvenile Justice Realignment Block Grant

Pursuant to WIC section 1991, subdivision (a), and commencing with the 2021-22 fiscal year, and annually thereafter, counties will receive an allocation for use by the county to provide the "appropriate rehabilitative housing and supervision services for the population specified" in WIC section 1990, subdivision (b). The annual statewide allocation is determined by law, and each county's allocation is calculated annually using a formula outlined in the statute. The formula takes into account the county's previous admissions to the Division of Juvenile Justice and other factors. This funding process started in FY 2021-22, and every year thereafter on July 1, the Department of Finance calculates the total amount from the General Fund, and the State Controller distributes these funds by August 1, following the schedule provided by the Department of Finance.

For FY 2023-24, the County's allocation was \$9 million which is fully allocated to the Probation Department to be expended compliant with the state-approved plan. Below is a table showing the allocations received as of FYE 2023-24 by the County and the use of the funds as of the fiscal year-end. Probation is actively working towards service implementation consistent with the approved annual plan.

### SB 823 Actuals and Available Balance

Fiscal Year	Allocation	Actuals	Balance
FY 2021-22	\$ 2,237,981	\$ 115,485	\$ 2,122,496
FY 2022-23	4,622,596	-	4,622,596
FY 2023-24	9,012,312	365,431	8,646,881
<b>Total</b>	<b>\$ 15,872,889</b>	<b>\$ 480,916</b>	<b>\$ 15,391,973</b>

## Juvenile Justice Crime Prevention Act

The Juvenile Justice Crime Prevention Act (JJCPA) was created by the Crime Prevention Act of 2000 to provide a stable funding source for local juvenile justice programs aimed at curbing crime and delinquency among at-risk youth through accountability-based programs focused on juvenile offenders and the juvenile justice system. The JJCPA limits its funding to programs and approaches that have proven effectiveness in reducing delinquency and addressing juvenile crime through prevention, intervention, suppression, and incapacitation.

Government Code Section 30061(b)(4) and Welfare and Institutions Code Section 1961(b) mandate that counties develop a combined annual plan for the JJCPA and the YOBG to enhance coordination and reduce duplication in addressing juvenile justice needs. The JJCPA-YOBG plan is a strategic document prepared by the County to outline the use of state-provided funds to implement evidence-based programs that prevent juvenile crime and reduce recidivism. The plan details the services and strategies that target at-risk youth, focusing on community-based solutions that support rehabilitation and positive development. It includes information on program objectives, the target population, and performance measures to assess effectiveness.

The current JJCPA-YOBG plan for Orange County can be found here:

<https://ocprobation.ocgov.com/communications/committees/orange-county-juvenile-justice-coordinating-council>

### JJCPA Program Summary

#### Prevention/Early Intervention

- **School Mobile Assessment and Resource Team (SMART)** is an early intervention and prevention program focused on involvement with families and youth to prevent school-based violence and delinquency.
- **Truancy Response Program** focuses on family education, support, and resource referrals to reduce truancy.
- **Sheriff's Prevention Program/Decentralized Intake** is modeled after diversion programs, which attempt to minimize the effects of labeling associated with offending and limit the opportunities youth have to associate with antisocial peers by reducing their contact and exposure to the juvenile justice system.

#### Intervention/Treatment

- **Substance Use Program** includes programs tailored to both male youth and female youth. Programs are based on the Therapeutic Community model for substance use treatment programs with the addition of the Aggression Replacement Training cognitive-behavior program specific to addressing criminal recidivism.

- **Youth Reporting Centers** are day reporting centers that include a multidisciplinary team focused on reducing the use of secure detention by providing a highly structured community-based alternative confinement program.
- **Juvenile Recovery Court** is based on a model where an interactive judicial officer leads an interdisciplinary team, including the District Attorney, Public Defender, Probation, Health Care Agency clinicians, and parents to address a youth's substance use issues.
- **Active Recidivism Reduction Initiative via Engagement (ARRIVE)** program focuses on family strength training and individualized support to wards of the court that are at risk of reincarceration.

## JJCPA Funding Summary

The FY 2023-24 budget allocation was based on an estimated \$17 million in available funding, \$14.5 million from the State along with a prior-year carryover balance of \$2.5 million. On February 23, 2023, the OCJJCC allocated the entire \$17.0 million of available funding for FY 2023-24 to the existing programs based on funding requests submitted by each lead agency.

For FY 2023-24, actual JJCPA funding received was \$16.1 million from the State, \$1.6 million more than estimated, and the actual prior year carryover was \$3.2 million. Total program costs for FY 2023-24 were \$15.3 million. The tables below details the FY 2023-24 funding allocation and actuals by program and department, including the full time equivalent (FTEs) for each department.

	FY 2023-24	
	Allocation	Actuals
<b>Juvenile Justice Crime Prevention Act Funding</b>		
Carryover Funds from Prior Year	\$2.5M	\$3.2M
Block Grant Allocation	\$14.5M	\$16.1M
<b>Total Available Funding</b>	<b>\$17.0M</b>	<b>\$19.3M</b>
<b>Juvenile Justice Crime Prevention Act Programs</b>		
<b>Prevention/Early Intervention</b>		
School Mobile Assessment and Response Team (SMART)	\$3.1M	\$3.1M
Truancy Response Program	\$0.9M	\$0.8M
Decentralized Intake/Sheriff's Prevention Program	\$0.4M	\$0.4M
<b>Intervention/Treatment</b>	<b>\$12.5M</b>	<b>\$11.0M</b>
Substance Use Programing	\$7.1M	\$6.1M
Youth Reporting Centers	\$4.2M	\$4.0M
Juvenile Recovery Court	\$0.8M	\$0.4M
Active Recidivism Reduction Initiative via Engagement	\$0.4M	\$0.4M
<b>Total Program Costs</b>	<b>\$16.9M</b>	<b>\$16.4M</b>
Administrative Cost	\$0.1M	\$0.04M
<b>Total JJCPA Allocation</b>	<b>\$17.0M</b>	<b>\$15.3M</b>
<b>Ending Balance</b>	<b>\$0.0M</b>	<b>\$4.0M</b>

## FY 2023-24 JJCPA Funding Allocation by Program

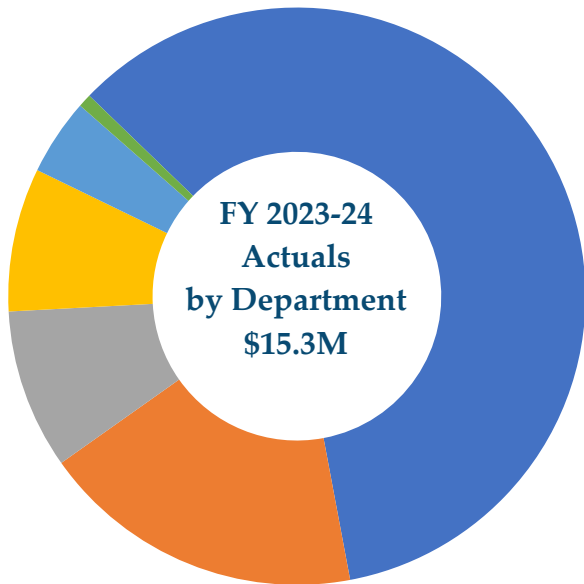
Programs	FTE	FY 2023-24 Approved Budget <sup>[1]</sup>	FY 2023-24 Adjusted Budget <sup>[1]</sup>	FY 2023-24 Total Actuals
<b>Prevention/Early Intervention</b>		\$ 4,392,932	\$ 4,441,054	\$ 4,265,581
<b>School Mobile Assessment &amp; Resource Team (North &amp; South)</b>				
Probation	0.03	18,764	-	-
Sheriff's Department	6.20	2,771,226	2,771,226	2,771,226
District Attorney	1.00	253,377	285,824	285,824
Health Care Agency <sup>[2]</sup>	0.00	-	-	-
<b>Program Total</b>	<b>7.23</b>	<b>3,043,367</b>	<b>3,057,050</b>	<b>3,057,050</b>
<b>Truancy Response</b>				
Public Defender	1.25	160,302	160,302	4,437
District Attorney	1.70	340,386	340,386	320,349
OC Dept of Education	0.00	40,670	40,670	40,670
Boys & Girls Club of Garden Grove	5.95	400,000	400,000	400,000
<b>Program Total</b>	<b>8.90</b>	<b>941,358</b>	<b>941,358</b>	<b>765,456</b>
<b>Decentralized Intake/Sheriff's Prevention</b>				
Probation	0.08	13,268	47,707	48,135
Sheriff's Department	--	-	-	-
Pepperdine University	4.00	394,939	394,939	394,939
<b>Program Total</b>	<b>4.08</b>	<b>408,207</b>	<b>442,646</b>	<b>443,074</b>
<b>Intervention/Treatment</b>		\$ 12,530,493	\$ 12,464,273	\$ 10,958,009
<b>Substance Use Programming</b>				
Probation	49.64	6,506,829	6,491,154	5,523,849
Health Care Agency	4.00	578,920	578,920	549,551
<b>Program Total</b>	<b>53.64</b>	<b>7,085,749</b>	<b>7,070,074</b>	<b>6,073,400</b>
<b>Youth Reporting Centers</b>				
Probation	23.40	3,557,866	3,557,866	3,317,379
Health Care Agency	7.00	659,449	659,449	716,278
<b>Program Total</b>	<b>30.40</b>	<b>4,217,315</b>	<b>4,217,315</b>	<b>4,033,657</b>
<b>Juvenile Recovery Court</b>				
Probation	3.60	423,531	423,531	226,676
Health Care Agency	1.75	216,759	216,759	101,332
Public Defender	0.50	45,801	45,801	26,594
District Attorney	0.45	98,787	66,340	47,816
<b>Program Total</b>	<b>6.30</b>	<b>784,878</b>	<b>752,431</b>	<b>402,418</b>
<b>Active Recidivism Reduction Initiative via Engagement</b>				
Probation	0.00	112,669	112,669	16,123
Waymakers	3.50	329,882	311,784	432,411
<b>Program Total</b>	<b>0.00</b>	<b>442,551</b>	<b>424,453</b>	<b>448,534</b>
<b>Total for All Programs</b>		\$ 16,923,425	\$ 16,905,327	\$ 15,223,590
Administrative Cost (0.5%) <sup>[3]</sup>		72,506	72,506	41,780
<b>Total JJCPA Allocation</b>	<b>110.55</b>	<b>\$ 16,995,931</b>	<b>\$ 16,977,833</b>	<b>\$ 15,265,370</b>

[1] On 2/23/23, the OCJJCC approved the FY 2023-24 JJCPA budget and for CEO Budget to make adjustments between the programs as needed to maximize funding.

[2] HCA in-kind services for the SMART program for one Behavioral Health Clinician II totaled \$154,130 for FY 2023-24.

[3] Administrative Cost includes administrative support services provided by CEO Budget and Clerk of the Board. Government Codes 30062(c)(1) and 30062(d)(2) indicates administrative costs is up to 0.5% of the total allocation for the year.

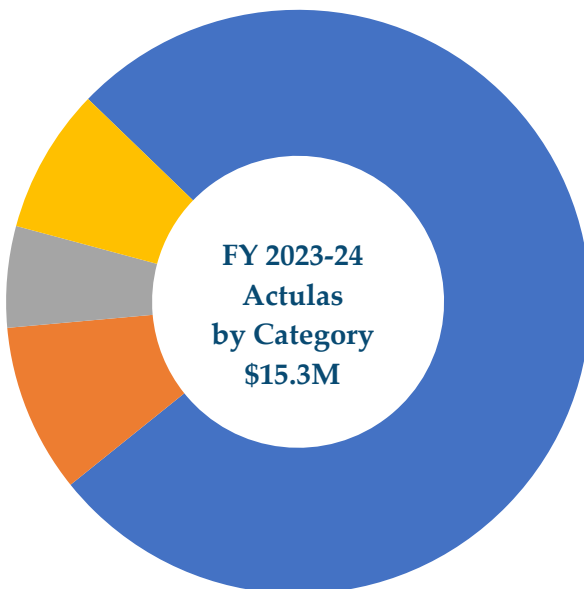
## JJCPA FY 2023-24 Actuals by Department and Expenditure Category



Department	Actuals
60% Probation	\$ 9,132,162
18% Sheriff	2,771,226
9% Health Care Agency	1,367,162
8% Community-Based Organizations	1,227,350
4% District Attorney	653,989
0.7% Other *	113,481
<b>Total</b>	<b>\$15,265,370</b>

**\* Other:**

0.3% OC Dept of Education	40,670
0.2% Public Defender	31,031
0.3% Administrative Cost (0.5%)	41,780



Expenditure Category	Actuals
77% Salaries & Employee Benefits	\$11,754,210
9% Services & Supplies	1,428,068
6% Professional Services	855,741
8% Community-Based Organizations	1,227,350
<b>Total</b>	<b>\$15,265,370</b>

## Prevention/Early Intervention Program Outputs & Participant Demographics

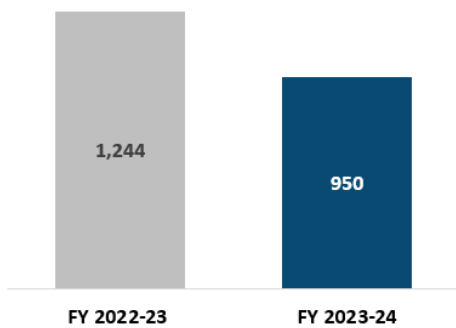
The graphs below represent the overall program participants and details of program participation for both FY 2022-23 and FY 2023-24. Although there were less program participants in the latter year, there were more program completions and a higher percentage of successful program completions for FY 2023-24. Please note that program exits do not represent the number of participants based on length of time for program and fluctuation of participants between fiscal year. Per guidance from the California Department of Health Care Services (DHCS), counts of less than 12 have been suppressed to protect participant confidentiality.

The DHCS public reporting guidelines can be found here:

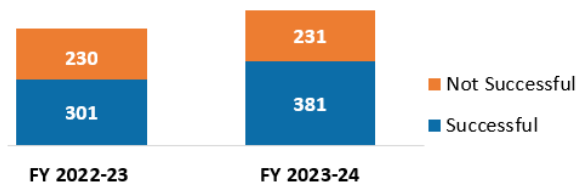
<https://www.dhcs.ca.gov/dataandstats/Pages/PublicReportingGuidelines.aspx>

### JJCPA Prevention/Early Intervention Program Participants and Exits by FY

**Total Program participants by Fiscal Year\***



**Total Exits by Fiscal Year\***



\*The definition of program participant differs based on program. Not all programs report exit data and program exit totals may be slightly higher because entries marked as "less than 12" have been omitted.

The details for program outputs, participant demographics and city of residence are presented below. These tables provide an overview of program services provided to youth enrolling and exiting youth for all prevention/early intervention programs. Participant demographics are presented for those enrolled in the program, those successfully completing the program and those who did not successfully complete the program. In compliance with federal and state privacy laws, including HIPAA and California's Information Practices Act, data for small sample sizes—counts under 12—are typically suppressed or masked to protect privacy. Responding Agencies/Organizations reporting “less than 12” were not included in overall totals related to enrollment or exit. Overall totals may include duplicated individuals based on services provided to those who re-enter a program during the fiscal year. Additionally, enrolled counts may not

match exiting totals due to program length not aligning with fiscal year timeframes. City of residence is captured at time of enrollment.

### JJCPA FY 2022-23 and FY 2023-24 Prevention/Early Intervention Youth Enrollments with Demographics and Exiting Youth with Demographics

#### Youth Enrollment

	FY 2022 - 23	FY 2023 - 24
Youth Referred	1060	991
Program Entries	772	831
Program Participants	1244	950

#### Exiting Youth

	FY 2022 - 23	FY 2023 - 24
Exits	531	612 *
Completions	301	381 *
Not Successful	230	231 *
Partial	17	20 *
No Progress	90	90 *
Left Program	138	121 *

#### Participant entries into the program

Gender:	FY 2022 - 23	FY 2023 - 24
Male	513	532 *
Female	315	246 *
Transgender/Non-binary	<12	<12

Ethnicity:	FY 2022 - 23	FY 2023 - 24
Hispanic	382	342 *
White	224	239 *
Black	22	19
Asian/Pacific Islander	43	32
Other	54	71

Age:	FY 2022 - 23	FY 2023 - 24
11 years old or younger	56	90
12-15 years-old	370	413 *
16-17 years-old	221	221 *
18 years-old	12	<12 *
19 years-old	0	<12
20-25 years-old	0	<12

#### Participants - successfully completed program

Gender:	FY 2022 - 23	FY 2023 - 24
Male	189	227 *
Female	123	153
Transgender/Non-Binary	0	<12

Ethnicity:	FY 2022 - 23	FY 2023 - 24
Hispanic	132	174 *
White	79	99 *
Black	<12	<12
Asian/Pacific Islander	12	13
Other	15	<12

#### Participants - did not successfully complete program

Gender:	FY 2022 - 23	FY 2023 - 24
Male	118	133 *
Female	111	98 *
Transgender/Non-Binary	<12	0

Ethnicity:	FY 2022 - 23	FY 2023 - 24
Hispanic	86	117 *
White	44	63 *
Black	<12	<12
Asian/Pacific Islander	<12	<12
Other	<12	<12

\* The total reported may be slightly higher because entries marked as "less than 12" were not included in the calculations. This means that numbers below 12 have been omitted, potentially increasing the overall total when considered.



**JJCPA FY 2022-23 and FY 2023-24 Prevention/Early Intervention  
Youth City of Residence**

Current City of Residence					
	FY 2022 - 23	FY 2023 - 24		FY 2022 - 23	FY 2023 - 24
Aliso Viejo	53	44*	Newport Beach		<12
Anaheim	60	58	North Tustin		
Anaheim Island			Olive		
Big Canyon			Orange	29	59
Brea	<12	<12	Orange Hills		
Buena Park		<12	Orange Park Acres		
Costa Mesa	19	19	Out of County	<12	<12
Coto de Caza	<12	<12	Out of State		
Country Club Island			Placentia	<12	<12
Covenant Hills			Portola Hills		
Cypress	<12	<12	Rancho Mission Viejo	<12	<12
Dana Point	28	18	Rancho Santa Margarita	41	53
Dove Canyon	<12		Robinson Ranch		
East Irvine			Rossmoor		<12
El Modena			San Clemente	43	31*
Emerald Bay			San Juan Capistrano	72	52
Fountain Valley	<12	<12	San Juan Hot Springs		
Fullerton	13	22	Santa Ana	67	51
Garden Grove	33	23	Santa Ana Heights		
Huntington Beach	25	21	Santiago Canyon		
Irvine		<12	Seal Beach	<12	<12
La Habra	<12	<12	Shady Canyon		
La Palma			Silverado		<12
Ladera Ranch	22	32*	Stanton	<12	<12
Laguna Beach	<12	<12	Stonecliffe		
Laguna Hills	30	31*	Tonner Canyon		
Laguna Niguel	30	28*	Trabuco Highlands	<12	<12
Laguna Woods	<12		Tustin	<12	18
Lake Forest	76	41*	Tustin Foothills		
Las Flores	<12		Unknown City	<12	13
Los Alamitos	<12	<12	Villa Park		<12
Midway City	<12		Wagon Wheel		13
Mission Viejo	86	89	Westminster	19	18
Modjeska Canyon			Yorba Linda	21	<12*

\* The total reported may be slightly higher because entries marked as "less than 12" were not included in the calculations. This means that numbers below 12 have been omitted, potentially increasing the overall total when considered.



## Prevention/Early Intervention Program Details & Achievements

### School Mobile Assessment & Resource Team

#### Program Goal

The School Mobile Assessment and Resource Team (SMART) is a program aimed at preventing school-based violence and delinquency by working closely with families and youth. The primary goal of SMART is to prevent violence through education, awareness, and rapid response to potential threats.

#### Lead Agency and Partners

**Sheriff-Coroner Department (OCSD)** – Conducts K-12 threat assessments and criminal investigations primarily for OCSD contracted cities and areas and responds day or night to calls from school and community personnel reporting violence or threats of violence.

**District Attorney (OCDA)** – Reviews and vertically prosecutes SMART cases and advises SMART investigators on legal issues.

#### Program Staffing

	Full Time Equivalent (FTEs)		
	FY 2022-23	FY 2023-24	
	Actuals	Requested	Actuals
OCSD	5.11	6.20	6.20
OCDA	0.41	1.00	1.00
Probation	0.00	0.03	0.00
<b>Total</b>	<b>5.52</b>	<b>7.23</b>	<b>7.20</b>

#### Financial Input

	Funding Allocation			
	FY 2022-23	FY 2023-24		
	Actuals	Adopted Budget	Adjusted Budget	Actuals
OCSD	\$ 2,662,266	\$ 2,771,226	\$ 2,771,226	\$ 2,771,226
OCDA	274,374	253,377	285,824	285,824
Probation	-	18,764	-	-
<b>Total</b>	<b>\$ 2,936,640</b>	<b>\$ 3,043,367</b>	<b>\$ 3,057,050</b>	<b>\$ 3,057,050</b>

### Objective & Program Details

Established to reduce crime and violence on or near school campuses, SMART collaborates with various partners including the District Attorney, Probation, OC Department of Education and the Health Care Agency (HCA). The team may also work closely with school districts, cultivating a direct relationship with district directors in order to discuss teaming and information gathering. This assists in addressing incidents involving violence, threats, weapons, unstable behaviors, and suicidal tendencies. The team responds to calls from school and community personnel at any time, conducting assessments and threat evaluations, and making referrals to law enforcement or other services as needed. SMART generally conducts one-time threat Comprehensive School Threat Assessment and sometimes manages cases requiring mental health or clinician involvement. An HCA clinician was assigned to the SMART team as an in-kind service as they were not being funded by funds from OCJJCC. In July of 2024, this was no longer the case as the clinician was re-assigned, leaving the position vacant. The overall approach of the SMART program is holistic, aiming to ensure safety and support youth progress.

### Program Achievements

#### **Program Output**

Youth enrollment for this program is measured by youth assessments performed by the SMART team throughout the fiscal year. The SMART team was able to respond to all school requests for threat assessments as displayed in the table below. The number of threat assessments increased slightly from FY 2022-23 to FY 2023-24.

#### **Threat Assessments**

##### **Youth Enrollment**

	<b>FY 2022 - 23</b>	<b>FY 2023 - 24</b>	<b>Difference</b>
Youth Referred	243	266	23
Program Entries*	243	266	23
Program Participants	243	266	23

\*This row represents the number of youth assessed throughout the fiscal year for this program and may be duplicative as sometimes there is a need to assess the same youth, though repeat occurrences are generally rare.

#### **Program Outcomes**

The majority of threat assessments were resolved by school/parents in both FY 2022-23 and FY 2023-24. Many of these assessments went through case management when the HCA clinician

was involved, though follow-up reports and details are generally limited due to HIPAA laws, leaving no clear closure or feedback after assessments.

Assessment Disposition	FY 2022-23 (n=243)	FY 2023-24 (n=266)	Difference
Resolved by School/Parents	51%	42%	
Health Care Agency (HCA)	23%	23%	
Unfounded/No Action	-	14%	
Probation/District Attorney	7%	10%	
Diversion (PRYDE/ShortStop/FYOP)	16%	8%	
Arrest	3%	3%	

### Success Story

A Campus Security Officer identified a student suspected of selling drugs on campus. The police and SMART team responded, discovering a loaded handgun in the student's possession. The student was arrested and charged with various weapons and drug-related offenses. SMART's involvement reduced the need for additional police resources and included a thorough threat assessment. The student's parents were informed about the legal violations and were offered resources for future assistance.

### Challenges and Solutions

Though SMART team faces daily challenges that are unique to each incident, they have not yet faced a roadblock that would stop the team from completing the mission of preventing and eliminating school violence to the best of the team's ability.

- **Feedback Loop:** Follow-up reports and details are generally limited due to HIPAA laws, leaving no clear closure or feedback after assessments.
  - To support the SMART team in resolving and preventing potential threats, a mental health component should be integrated.
- **Mental Health Clinician:** During the fiscal year, the SMART program lost the HCA clinician who was working with the team.
  - Although the SMART program is utilizing alternative referrals for mental health, the team is actively trying to find a solution to fund a person dedicated to the team.

## Truancy Response Program

### Program Goal

The Truancy Response Program (TRP) is a three-tier program designed to decrease the number of system-involved youth by returning students to the classroom, without formal court involvement, through early intervention and support.

### Lead Agency and Partners

**District Attorney (OCDA)** – The District Attorney’s Office coordinates the Truancy Response Program and educates parents and students about the importance of classroom engagement by attending DA Parent Meetings and School Attendance Review Board (SARB) hearings. Additionally, if students are unsuccessful in Tiers one and two, the Office reviews and files truancy petition requests that meet legal and TRP requirements. The District Attorney’s office also attends all TRP Staffing meetings to collaborate with various agencies and brainstorm solutions to improve attendance.

**Orange County Department of Education (OCDE) – Boys & Girls Club of Garden Grove (BGCGG):** The BGCGG handles the truancy mediation at Tier 2 which seeks to prevent youth from entering the justice system (Tier 3) through various options relative to the specific needs of the student and their family, including the mandatory parent empowerment classes and Teen Group (for students 13 and older). In addition, BGCGG supports Tier 1 by attending the SARB panels and DA Meetings, when possible, and supports Tier 3 by continuing to provide support and resources to the students and families in truancy court. Refer to Appenix A.1 for additional information on the contract with Boys & Girls Club of Garden Grove.

**Public Defender (PD)** – Represents student and/or family members who have been charged in violation of WIC Section 601(b) and/ or Education Code Section 48293. Attends all TRP Staffing meetings to collaborate with various agencies and brainstorm solutions to improve attendance.

### Program Staffing

	Full Time Equivalent (FTEs)		
	FY 2022-23	FY 2023-24	
	Actuals	Requested	Actuals
OCDA	1.51	1.70	1.50
PD	0.10	1.25	0.03
<b>Total</b>	<b>1.61</b>	<b>2.95</b>	<b>1.53</b>

**Financial Input**

	Funding Allocation			
	FY 2022-23	FY 2023-24		
	Actuals	Approved Budget	Adjusted Budget	Actuals
OCDE	\$ 367,621	\$ 440,670	\$ 440,670	\$ 440,670
OCDA	297,531	340,386	340,386	320,349
PD	14,406	160,302	160,302	4,437
<b>Total</b>	<b>\$ 679,558</b>	<b>\$ 941,358</b>	<b>\$ 941,358</b>	<b>\$ 765,456</b>

**Tier 1****Objective & Program Details**

Tier 1 aims to educate parents and students early about the importance of classroom engagement by attending DA Parent Meetings and School Attendance Review Board (SARB) hearings. DA Parent Meetings are scheduled for most Orange County school districts, with an open invitation for other districts to participate (e.g., smaller districts), to inform families regarding:

- Truancy laws
- The direct relationship between school attendance and overall academic success; and
- The short-term and long-term effects of truancy on literacy, academic achievement, school discipline history, and increased risk of involvement with gangs, substance abuse and violence.

At SARBs, the program collaborates with the families, educators, administrators, and community resources, in order to encourage a connection between the families and appropriate school resources.

**Program Achievements****Program Output**

During the 2023-24 school year, the TRP DA attended 100% of DA Parent Meetings hosted by school districts. Also, during the 2023-24 school year, the OCDA provided 54 in-kind DA volunteers to attend SARB hearings. Though four SARB hearing dates were not able to be attended due to unforeseen conflicts by team members, virtual representation was offered. In these instances, TRP DA's strive to replace DA volunteers in case of last minute conflicts.

Though families attending DA Parent Meetings and SARB hearings tend to fluctuate across timeframes due to external factors and their circumstances, the percent of families attending

SARB hearings relative to DA Parent Meetings remained consistent from the 2022 – 23 school year to the 2023 – 24 school year.

### Involvement in Tier 1 Services

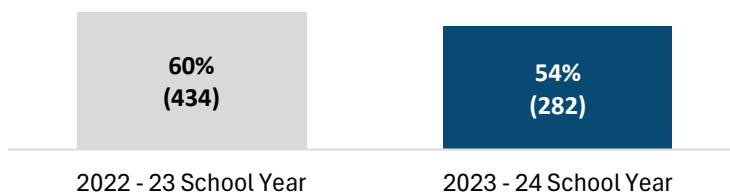
	2022 - 23 School Year	2023 - 24 School Year	Difference
Families Attending DA Parent Meetings	1,583	1,136	-447*
Families Attending School Attendance Review Board (SARB) Hearing	719	523	-196

\*Some of the decrease in parent meetings was due to Santa Ana Unified School District not scheduling parent meetings for the 2023 – 24 school year, however they plan to resume next year.

### Program Outcomes

Post SARB hearing, resources are provided in support of the student to prevent a referral into Tier 2, hence the percent of students not being referred to Tier 2 is the outcome measured. The timeline for the decision of the student being referred to Tier 2 is on a case-by-case basis which is determined by the district’s resources and the specific needs of the student and families. In the 2023-24 school year, a total of 282, or 54% of students in the TRP program, returned to the classroom following their reassessment after their SARB hearing. The remaining 46% were referred to Tier 2, which is managed by the Boys and Girls Club of Garden Grove.

#### Percent of Students Not Referred to Tier 2



### Success Story

All students were encouraged to return to the classroom, and both they and their families were empowered to seek help from their school if needed. Throughout the 2023-24 school year, many school district personnel expressed their appreciation for the DA’s involvement in Tier 1. Following the DA Parent Meeting presentation, numerous districts observed that most students who attended no longer had truancy issues. For those who still faced tardiness or absence

problems, many saw a significant decrease in these issues, and/or the student or family communicated with the school or district about potential resources and services to address their specific concerns.

### Challenge and Solution

- **Lack of attendance and participation:** Youth and their families often do not engage in truancy education programs and meetings, hindering relationship-building with school resources.
  - To address these, the TRP DA collaborates with school and district partners, persistently reaching out to families through various means to identify truancy issues and offer appropriate services.

## Tier 2

### Objective & Program Details

Tier 2 seeks to prevent youth from entering the justice system, or Tier 3, through various options relative to the specific needs of the student and their family. This tier offers a 5-series parent empowerment class, a focus on rebuilding relationships between students, families, and schools, and provides case management and community connections. Typically, Tier 2 involves 90 days of participation, though this can vary based on the specific needs of the youth and family.

### Program Achievements

#### **Program Output**

All youth that are referred to Tier 2 by the district are also referred into the Tier 2 program. However, if a student/ family chooses not to enroll in truancy mediation or the BGCGG is unable to make contact with the student/ family they will not be entered into the program.

Youth referred, program entries and program participants for Tier 2 tend to fluctuate across timeframes due to external factors and circumstances of each individual youth.

## Youth Enrollment

	FY 2022 - 23	FY 2023 - 24	Difference
Youth Referred	285	241	-44
Program Entries	117	181	64
Program Participants	285	241	-44

## Exiting Youth

	FY 2022 - 23	FY 2023 - 24	Difference
Exits*	235	300	65
Completions	98	119	21
Not Successful	137	181	44
Partial	0	0	0
No Progress	75	82	7
Left Program	62	99	37
Avg. Stay (Days)			
Avg. Stay (Months)			

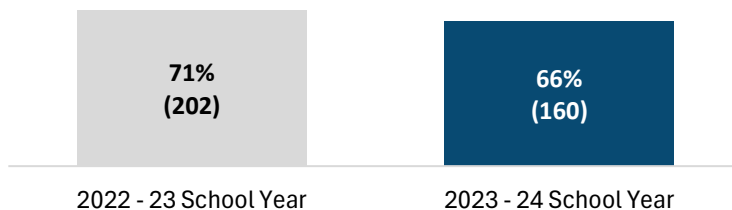
\*There are more exits than entries as some of the Tier 2 cases carried over from previous school years.

Please Note: Tier 3 does not provide length of participation information as scheduling and court factors may delay the process by several months, leading to difficulty in tracking participant progress.

## Program Outcomes

The outcome tracked for Tier 2 is prevention into Tier 3. The timeline for placing a student into Tier 3 is typically determined on a case-by-case basis. Prior to placing a student in Tier 3, the DA reviews each student's case to ensure that all prevention efforts have been exhausted and ensures compliance with legal requirements. In the 2023-24 school year, 160, or 66% of students participating in Tier 2 services, were not referred to Tier 3.

### Percent of Tier 2 Students Not Referred to Tier 3





### **Success Story**

“This class series taught me how to communicate calmly with my son and the importance of spending quality time with him. These classes highlighted the need to stress how important school is and to try his best for his own future.” – Parent Testimonial

### **Challenges and Solutions**

- **Accessing Families:** Difficult to reach, often taking weeks, which delays interventions.
  - Solutions include updating contact information, using various communication methods (letters, texts, Zoom), and modifying program requirements to reduce in-person meetings.
- **Capacity Due to Funding Constraints:** Limited staff due to funding, despite increasing referrals.
  - Adjustments include focusing the budget on staffing, leveraging donations for incentives, and using volunteers and interns. Districts are also consulted for creative solutions like Zoom SARBs and regional SARBs

## **Tier 3**

### **Objective & Program Details**

TRP’s Tier 3 goal is to stabilize school attendance to enhance future academic success and reduce risks like criminal behavior and substance abuse. It involves reviewing and filing 100% of truancy petition requests that meet legal and TRP requirements as well as attending all TRP Staffing meetings to collaborate with various agencies and brainstorm solutions to improve attendance. Tier 3 deals with the most complex cases, requiring significant time, services, and inter-agency collaboration.

### **Program Achievements**

#### **Program Output**

Petitions will not be filed unless they meet the legal requirements set forth in WIC §601 and all intervention efforts at Tiers 1 and 2 have been exhausted. Petitions that are not filed are sent back to the district with an explanation as to what would be needed in order for it to be filed in court. During the 2023-2024 school year, OCDA reviewed 100% of all truancy petition requests submitted for filing consideration. 41% of the petitions submitted met all requirements; 59% did not.

## Youth Enrollment

	FY 2022 - 23	FY 2023 - 24	Difference
Youth Referred	83	81	-2
Program Entries	38	33	-5
Program Participants	38	33	-5

## Exiting Youth

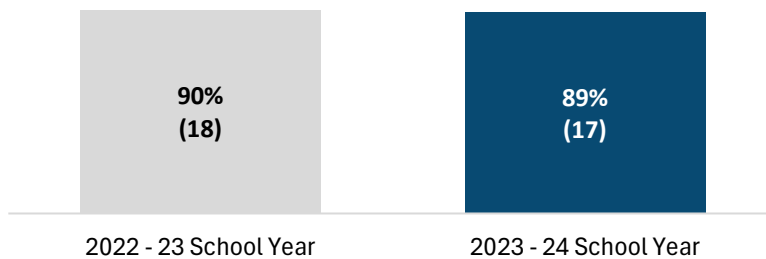
	FY 2022 - 23	FY 2023 - 24	Difference
Exits	21	19	-2
Completions	18	17	-1
Not Successful	<12	<12	<12
Partial	<12	<12	<12
No Progress			
Left Program	<12	0	<12
Avg. Stay (Days)			
Avg. Stay (Months)			

Please Note: Tier 3 does not provide length of participation information as scheduling and court factors may delay the process by several months, leading to difficulty in tracking participant progress.

## Program Outcomes

Students successfully completing Tier 3 have demonstrated improvement in areas of attendance, participation and utilization of the linkages to services. This improvement determination is based on the satisfaction of the judge and DA which is unique to each case. During the 2023-2024 school year, OCDA attended 100% of all TRP Staffing meetings and court hearings. Approximately 89% of students/families successfully completed Tier 3.

**Percent of Students/Families Successfully Completing Tier 3**



### Success Story

Once a minor enters the juvenile court system, there are legal restrictions that prevent the disclosure of details regarding their case.

### Challenges and Solutions

- **Comprehensive Case Review:** Ensuring 100% of truancy petition requests meet legal and filing requirements
  - Thoroughly reviewing all documentation provided by the school district and collaborating with multiple agencies to make sure that all interventions have been exhausted. Educating the school districts about the legal and TRP requirements to ensure future petitions are in compliance by presenting at District Staff Meetings and providing feedback on all petition requests that are not filed.
- **Collaboration and Resource Allocation:** Attending all TRP Staffing meetings to brainstorm and allocate appropriate resources
  - Continue to collaborate with Social Services Agency (SSA), Waymakers, the Public Defender (PD) and/or Juris Doctor, BGCGG and district personnel to address each individual student/family. In addition to providing attendance records, school district personnel are highly encouraged to attend each staffing meeting to provide a detailed assessment of the student's progress or any challenges that the student and/or family may be facing. Seeing the students' progress on a macro level enables more accurate identification of what additional resources will benefit the student and family and facilitate that student's return to the classroom.
- **Complex Cases:** Addressing the most complicated cases that were unsuccessful in earlier tiers, necessitating additional collaboration and tailored interventions for each student/family.
  - Encouraging SSA, Waymakers, BGCGG and district personnel to be present in court to immediately address the needs of the student and/ or family. Families and students are encouraged to share any challenges that are hindering regular attendance. By collaborating with the families in the court room, these agencies can direct the student/family to the appropriate programs/ resources in real time.

## Sheriff's Prevention Program & Decentralized Intake

### Program Goal

The primary goal of the Sheriff's Prevention Program and Decentralized Intake (DCI) is to reduce the number of at-risk youths that progress further in the juvenile justice system through prompt assessment and linkage to appropriate services such as individual/family counseling, drug and alcohol prevention class, and parenting class.

### Lead Agency and Partners

**Sheriff-Coroner Department (OCSD)** – Provides oversight of the contract with Pepperdine University to operate the Pepperdine Resource Youth Diversion Education (PRYDE) Program.

**Probation** – Handles expedited processing of youth arrested and referred to needed resources and provides referrals of DCI youth and their families to local resources, programs, and classes for appropriate intervention services when possible.

**Pepperdine University** – The PRYDE program is a prevention, intervention, and counseling program available for at-risk youth and their families. In collaboration with the OCSD, the program provides services and resources that help youth and their families make positive changes in their lives, as well as prevent first time youth offenders from entering the juvenile justice system. PRYDE emphasizes education, family involvement, and community support to give youth tools and opportunities to accomplish their goals. This program is available in the following Orange County cities:

Aliso Viejo, Dana Point, Laguna Hills, Laguna Niguel, Laguna Woods, Lake Forest, Mission Viejo, Rancho Santa Margarita, San Clemente, San Juan Capistrano, Stanton, Villa Park and Yorba Linda. Services are also available to those living or attending school in the unincorporated areas of Orange County.

### Program Staffing

	Full Time Equivalent (FTEs)		
	FY 2022-23	FY 2023-24	
	Actuals	Requested	Actuals
OCSD*	0.00	0.00	0.00
Probation	1.07	0.08	0.01
<b>Total</b>	<b>1.07</b>	<b>0.08</b>	<b>0.01</b>

\*OCSD contracts with Pepperdine University to operate the PRYDE Program. The contract funding does not fully fund the program services. Refer to Appendix A.2 for additional information on the contract with Pepperdine University.

## Financial Input

	Funding Allocation			
	FY 2022-23	FY 2023-24		
	Actuals	Approved Budget	Adjusted Budget	Actuals
OCSD	\$ 431,150	\$ 394,939	\$ 394,939	\$ 394,939
Probation	102,337	13,268	47,707	48,135
<b>Total</b>	<b>\$ 533,487</b>	<b>\$ 408,207</b>	<b>\$ 442,646</b>	<b>\$ 443,074</b>

## Objective & Program Details

### **Sheriff's Prevention Program – PRYDE**

The Sheriff's Prevention Program is a partnership between the OCSD and PRYDE. The individualized program emphasizes education, family involvement, and community support. Services begin with a comprehensive intake assessment, leading to an individualized program that may include counseling, legal education, substance abuse education, conflict resolution, and more. Youth are in the program for an average of five months. A high ratio of staff-to-youth ensures tailored support for each youth's unique needs with a strong emphasis on mental health. Youth are referred to PRYDE through various avenues, including school districts, direct referrals from educators, parents and even self-referrals

### **De-centralized Intake**

If a youth resides outside of the PRYDE service area, if they do not complete PRYDE, or if they refuse PRYDE services, Probation would receive a report from the OCSD and utilize the DCI program to divert juveniles from the Juvenile Justice System. The DCI program provides diversion services for at-risk youth in areas served by the OCSD. It provides assessments and a range of intervention services close to the youths' homes. DCI services include expedited processing of arrested youth, referrals to local resources and programs, and informal consultations among staff to make better-informed decisions about cases. Youth are in the De-centralized Intake program for about two months on average.

## Program Achievements

### **Program Output**

#### **Sheriff's Prevention Program – PRYDE**

During FY 2023-24, 87% (119/137) of program participants referred from OCSD successfully completed the PRYDE program. Participants are in the program for an average of five months. Details of the youth served are provided in the table below.

**Youth Enrollment**

	FY 2022 - 23	FY 2023 - 24	Difference
Youth Referred	336	304	-32
Program Entries*	261	252	-9
Program Participants	438	311	-127

**Exiting Youth**

	FY 2022 - 23	FY 2023 - 24	Difference
Exits	268	292	24
Completions	178	245	67
Not Successful	90	48	-42
Partial	15	18	3
No Progress	15	<12	<12
Left Program	75	22	-53
Avg. Stay (Days)	157	145	-12
Avg. Stay (Months)	5	5	0

\*PRYDE overall enrollment numbers shown above may arise from sources outside the Orange County Sheriff's Department.

**Decentralized Intake**

Although there was an increase of seven participants in FY 2023- 2024, due to the nature of this program being dependent on OCSD referrals, there were less than 12 participants which was consistent to the previous year. Of the youth who completed, the average time for the program was two months. Details of the youth served are provided in the table below.

## Youth Enrollment

	FY 2022 - 23	FY 2023 - 24	Difference
Youth Referred	<12	<12	<12
Program Entries	<12	<12	<12
Program Participants	<12	<12	<12

## Exiting Youth

	FY 2022 - 23	FY 2023 - 24	Difference
Exits	<12	<12	<12
Completions	<12	<12	<12
Not Successful	0	<12	<12
Partial	0	<12	<12
No Progress	0	<12	<12
Left Program	0	<12	<12
Avg. Stay (Days)	59	48	-11
Avg. Stay (Months)	2	2	0

## Program Outcomes

### Sheriff's Prevention Program

There were no program outcomes reported for FY 2023-24.

### Decentralized Intake

To assess the reduction in juvenile justice system involvement, each youth that successfully completing the DCI program in FY 2023-24 was tracked for two months post-program completion for new petitions or sustained cases. Youth who exited unsuccessfully due to new law violations were excluded from the analysis, as were those who turned 18 before the follow-up period. Findings showed that none of the youth had a referral to Probation or a sustained petition within two months of completing the program.

## Success Stories

### Sheriff's Prevention Program

A young individual in the PRYDE program, who had experienced the loss of a parent in childhood, faced significant family conflicts, struggled with their sexual orientation, and frequently ran away from home, was supported by a Diversion Specialist. Despite these challenges, they successfully completed the program. The Diversion Specialist continued to stay in touch with them for the next two years. Recently, they reached out on social media, expressing gratitude by saying, "I've wanted to contact you again because you changed my life." Now an adult, they have graduated from college and law school and are a partner at a law firm.

**Decentralized Intake**

A youth placed on Diversion excelled in school and the Deputy Probation Officer (DPO) encouraged their artistic talents, helping them find positive outlets. The youth bought art supplies and focused on their art, ultimately completing the Diversion program successfully and receiving an offer of employment.

**Challenges and Solutions****Sheriff's Prevention Program**

- **Funding Cuts:** \$42,065 in services provided and 1 Administrative Division Specialist position donated by Pepperdine University.

**Decentralized Intake**

- No challenges to report for FY 2023-24



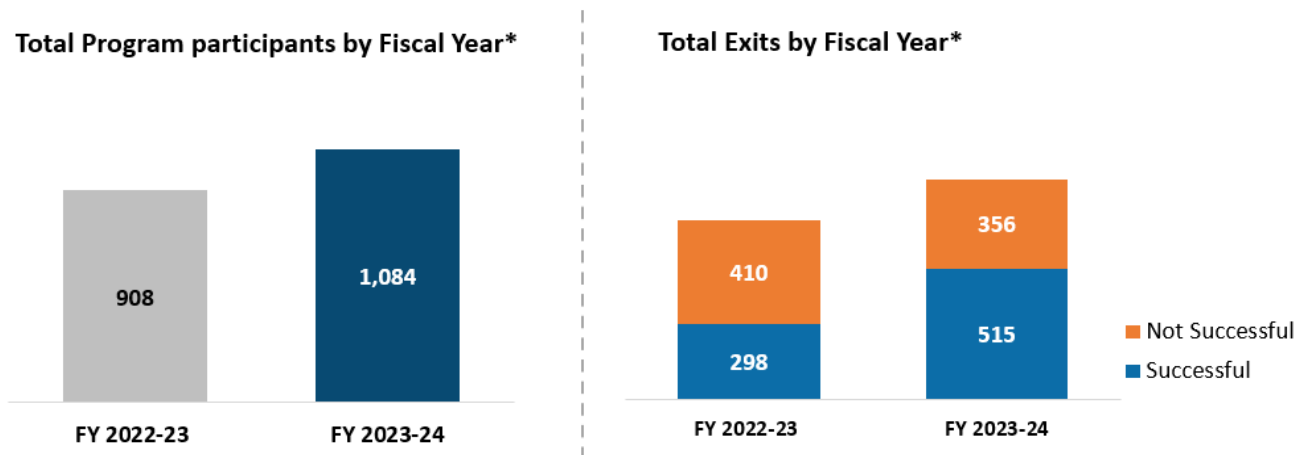
## Intervention/Treatment Program Outputs & Participant Demographics

The graphs below represent the overall program participants and details of program participation for both FY 2022-23 and FY 2023-24. There was an increase in program participants, and an increase in overall exits, including successful exits for FY 2023-24. Please note that program exits do not represent the number of participants based on length of time for program and fluctuation of participants between fiscal year. Per guidance from the California Department of Health Care Services (DHCS), counts of less than 12 have been suppressed to protect client confidentiality.

The DHCS public reporting guidelines can be found here:

<https://www.dhcs.ca.gov/dataandstats/Pages/PublicReportingGuidelines.aspx>

### JJCPA Intervention/Treatment Program Participants and Exits by FY



\*The definition of program participant differs based on program. Program exits may not occur for all participants that entered programs within a fiscal year due to the length of the program and program exit totals may be slightly higher because entries marked as "less than 12" have been omitted.

The details for program outputs, participant demographics and city of residence are presented below. These tables provide an overview of program services provided to youth enrolling and exiting youth for all prevention/early intervention programs. Participant demographics are presented for those enrolled in the program, those successfully completing the program and those who did not successfully complete the program. Responding Agencies/Organizations reporting "less than 12" were not included in overall totals related to enrollment or exit. Overall totals may include duplicated individuals based on services provided to those who re-enter a program during the fiscal year. Additionally, enrolled counts may not match exiting totals due to program length not aligning with fiscal year timeframes. City of residence is captured at time of enrollment.

## JJCPA FY 2022-23 and FY 2023-24 Intervention/Treatment Youth Enrollments with Demographics and Exiting Youth with Demographics

### Youth Enrollment

	FY 2022 - 23	FY 2023 - 24
Youth Referred	733	831
Program Entries	941	1056
Program Participants	908	1084

### Exiting Youth

	FY 2022 - 23	FY 2023 - 24
Exits	708	932
Completions	298	515*
Not Successful	410	356*
Partial	<12	<12*
No Progress	108	120*
Left Program	291	248*

### Participant entries into the program

Gender:	FY 2022 - 23	FY 2023 - 24
Male	693*	778*
Female	153*	166*
Transgender/Non-binary	<12*	**

Ethnicity:	FY 2022 - 23	FY 2023 - 24
Hispanic	710*	793*
White	48*	15*
Black	18*	<12*
Asian/Pacific Islander	25*	**
Other	<12*	**

Age:	FY 2022 - 23	FY 2023 - 24
11 years old or younger	0	0
12-15 years-old	212*	311*
16-17 years-old	473*	330*
18 years-old	100*	40*
19 years-old	25*	**
20-25 years-old	13*	**

### Participants - successfully completed program

Gender:	FY 2022 - 23	FY 2023 - 24
Male	250	424*
Female	41*	77*
Transgender/Non-Binary	**	**

Ethnicity:	FY 2022 - 23	FY 2023 - 24
Hispanic	253	402*
White	20*	**
Black	<12*	**
Asian/Pacific Islander	<12*	**
Other	<12*	**

### Participants - did not successfully complete program

Gender:	FY 2022 - 23	FY 2023 - 24
Male	315	276*
Female	88	63*
Transgender/Non-Binary	**	**

Ethnicity:	FY 2022 - 23	FY 2023 - 24
Hispanic	332	274*
White	24*	**
Black	<12*	**
Asian/Pacific Islander	13*	**
Other	<12*	**

\* The total reported may be slightly higher because entries marked as "less than 12" were not included in the calculations. This means that numbers below 12 have been omitted, potentially increasing the overall total when considered.

\*\* The total amount is not displayed because there are multiple entries labeled as "less than 12." This means that several entries fall below this threshold, which prevents the total from being accurately calculated and displayed. Without these entries, the sum might not reflect the actual overall count.

### JJCPA FY 2022-23 and FY 2023-24 Intervention/Treatment Youth City of Residence

Current City of Residence					
	FY 2022 - 23	FY 2023 - 24		FY 2022 - 23	FY 2023 - 24
Aliso Viejo	<12	**	Newport Beach		
Anaheim	171*	176*	North Tustin		
Anaheim Island			Olive		
Big Canyon			Orange	219	54*
Brea	<12	**	Orange Hills		
Buena Park	27	13*	Orange Park Acres		
Costa Mesa	31*	43*	Out of County	<12	12
Coto de Caza			Out of State		
Country Club Island			Placentia	13	**
Covenant Hills			Portola Hills		
Cypress	<12*	**	Rancho Mission Viejo		
Dana Point	<12	**	Rancho Santa Margarita	<12*	**
Dove Canyon			Robinson Ranch		
East Irvine			Rossmoor		
El Modena			San Clemente	<12	12*
Emerald Bay			San Juan Capistrano	<12	**
Fountain Valley	<12	13*	San Juan Hot Springs		
Fullerton	28	16*	Santa Ana	184*	253*
Garden Grove	32*	79*	Santa Ana Heights		
Huntington Beach	23	13*	Santiago Canyon		
Irvine	<12	12*	Seal Beach		
La Habra	13*	<12*	Shady Canyon		
La Palma		**	Silverado		
Ladera Ranch		<12	Stanton	<12	**
Laguna Beach		<12	Stonecliffe		
Laguna Hills		**	Tonner Canyon		
Laguna Niguel	<12	**	Trabuco Highlands	<12	<12
Laguna Woods			Tustin	19*	12*
Lake Forest	<12	12*	Tustin Foothills		
Las Flores			Unknown City	<12	
Los Alamitos	<12		Villa Park	<12	12*
Midway City			Wagon Wheel		
Mission Viejo	<12*	**	Westminster	14	**
Modjeska Canyon			Yorba Linda		**

\* The total reported may be slightly higher because entries marked as "less than 12" were not included in the calculations. This means that numbers below 12 have been omitted, potentially increasing the overall total when considered.

\*\* The total amount is not displayed because there are multiple entries labeled as "less than 12." This means that several entries fall below this threshold, which prevents the total from being accurately calculated and displayed. Without these entries, the sum might not reflect the actual overall count.

## Intervention/Treatment Program Details & Achievements

### Substance Use Programming

#### Program Goal

The main objective of the Substance Use Program is to address underlying substance use issues. By doing this, the program aims to lower the chances of offenders reoffending, thereby preventing further delinquency and the development of adult criminal behavior. Additionally, the program aims to connect youth with ongoing community resources upon their exit from the Youth Guidance Center (YGC).

#### Lead Agency and Partners

**Probation** – Manages integrated case assessment and planning involving unit staff, education staff and collateral resources, assesses academic skills and development of an individualized plan to address skill deficits by a school counselor, and holds monthly case conferences with the youth and treatment team to discuss youth's progress in the program and transition plan for release back into the community.

**Health Care Agency (HCA)** – Provides a range of mental health services including case management, therapy, psychological assessments, and medication support to children and adolescents in Orange County.

#### Program Staffing

	Full Time Equivalent (FTEs)		
	FY 2022-23	FY 2023-24	
	Actuals	Requested	Actuals
Probation	41.2	49.6	28.9
HCA	4.0	4.0	4.0
<b>Total</b>	<b>45.2</b>	<b>53.6</b>	<b>329</b>

#### Financial Input

	Funding Allocation			
	FY 2022-23	FY 2023-24		
	Actuals	Approved Budget	Adjusted Budget	Actuals
Probation	\$ 6,800,442	\$ 6,506,829	\$ 6,491,154	\$ 5,523,849
HCA	527,216	578,920	578,920	549,551
<b>Total</b>	<b>\$ 7,327,658</b>	<b>\$ 7,085,749</b>	<b>\$ 7,070,074</b>	<b>\$ 6,073,400</b>

### Objective & Program Details

Substance Use Programs provide intensive drug and alcohol use intervention for male and female youthful offenders who have custody commitments and a history of drug and/or alcohol use. Treatment is offered through YGC, where individualized treatment plans are geared towards a youth's specific needs. Programs include Sobriety Through Education and Prevention (STEP) for female youth and Substance Abuse Education and Recognition Treatment (ASERT) for males.

HCA staff at the YGC provide co-occurring mental health treatment and substance use prevention to reduce mental health symptoms, increase coping skills and/or decrease substance use. An important component of these co-occurring services is to link youth to on-going community resources when they exit the YGC.

### Program Achievements

#### Program Output

##### Probation

While youth are typically referred to YGC by a court order, youth can be referred by other means such as a DPO referral or a recommendation while in custody. Due to the varying referral pathways, it remains difficult to capture a true number of youth referred. While referral information is not captured, the Substance Use Program has remained consistent in program entries and participants compared to the previous year.

#### Youth Enrollment

	FY 2022 - 23	FY 2023 - 24	Difference
Youth Referred			
Program Entries	99	98	-1
Program Participants	118	117	-1

#### Exiting Youth

	FY 2022 - 23	FY 2023 - 24	Difference
Exits	98	103	5
Completions	60	41	-19
Not Successful	38	62	24
Partial			
No Progress	<12	15	
Left Program	34	47	13
Avg. Stay (Days)	123	110	-13
Avg. Stay (Months)	4	4	0

Though the total number of completions fell compared to the previous year, this number is dependent upon a youth's time in custody. Youth that were considered "Not Successful" were not in custody long enough to be able to complete the program, however youth participated in the program an average of 42 days.

### Health Care Agency

Oftentimes, youth are discharged prior to completion of treatment with HCA and therefore the exit reason was defined as unrelated to program in FY 2022-23. However, in FY 2023-24, when youth exited, HCA defines successful completion as meeting treatment goals, transitioning to a lower level of care, no longer requiring services, or linkage to other community mental health or substance use providers.

### Youth Enrollment

	FY 2022 - 23	FY 2023 - 24	Difference
Youth Referred	114	74	-40
Program Entries	200	188	-12
Program Participants	137	103	-34

### Exiting Youth

	FY 2022 - 23	FY 2023 - 24	Difference
Exits	126	90	-36
Completions	<12	59	
Not Successful	125	31	-94
Partial			
No Progress			
Left Program	125	31	-94
Avg. Stay (Days)	176	169	-7
Avg. Stay (Months)	6	6	0

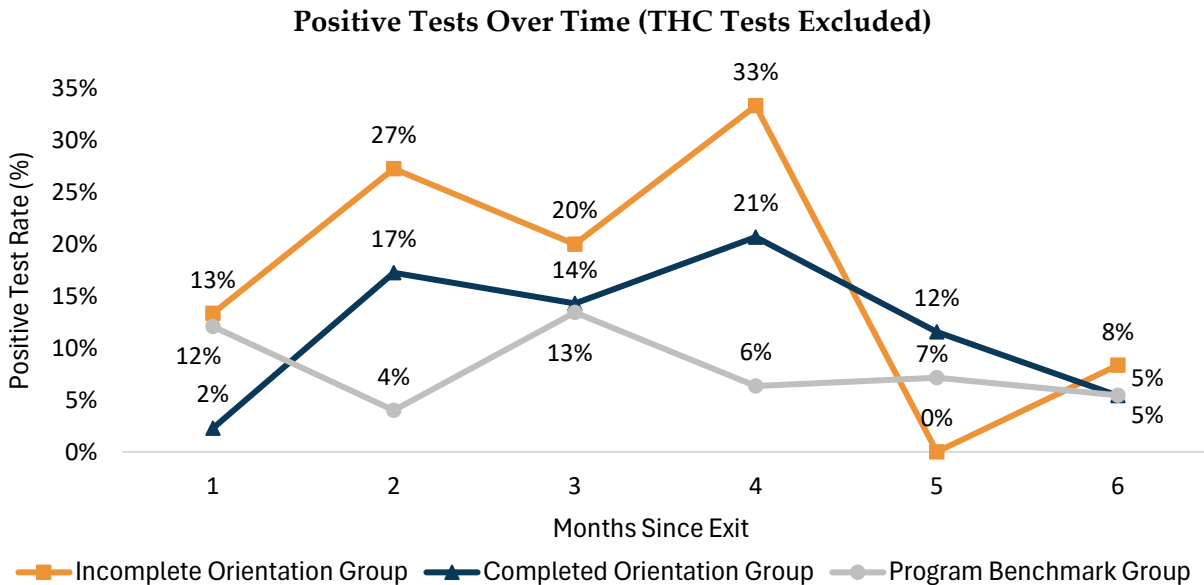
### Program Outcomes

#### Probation

Probation investigated the post-release Drug Testing Results of participants who exited the ASERT/STEP program with a six-month follow up time. 47 participants in ASERT/STEP were released between July 2023 and February 2024. These 47 participants had a total of 607 drugs tests in the six-month follow up period (an average of approximately 13 tests per youth) and were categorized into three groups:

- **Program Benchmark Group:** males who stayed 90 days or more and females who stayed 72 days or more

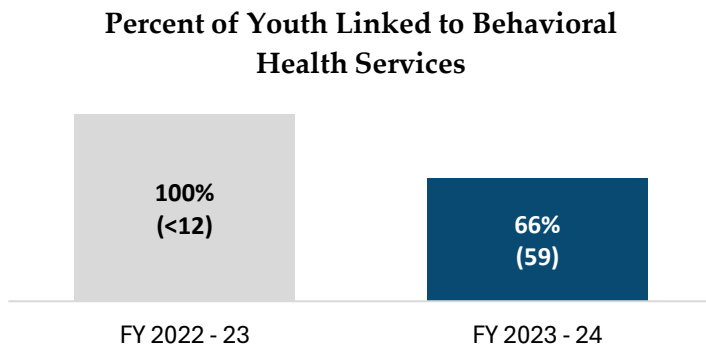
- **Completed Orientation Group:** participants who stayed 30 days or more but didn't reach the benchmark time
- **Incomplete Orientation Group:** participants who stayed less than 30 days



\*This analysis identifies the monthly trend of positive drug test rate after release (excluding THC).

### Health Care Agency

Due to State mandates that resulted in updates being made to HCA's Electronic Health Record (EHR), the full Fiscal Year of data is not currently available and the percentage of linkages is most likely higher than reported given the prior year's trends.



### Success Stories

#### Probation

A youth admitted to the YGC for a third probation violation due to substance abuse embraced the ASERT program, participating in therapy, Narcotics Anonymous, family counseling, and the

Contempo ballet. These experiences provided them with the tools and support needed to confront their addiction and begin their journey toward recovery. The youth completed their high school diploma and a musical theater course, showcasing commitment to personal growth.

### **Health Care Agency**

A youth at YGC who had a history of complex trauma struggled significantly to get along with peers, follow staff directives and maintain safe behaviors, unfortunately resulting in their receiving additional custody time. After months of consistently participating in behavioral health services, this youth gained perspective and changed their attitude toward recovery. They were assessed for substance use residential treatment and granted an early release from custody on the condition that they remain compliant with behavioral health and substance use disorder treatment services. The youth completed their time in residential treatment, continues to attend outpatient treatment services and is currently employed and taking college courses.

### **Challenges and Solutions**

#### **Probation**

- **Shorter Commitments and Unexpected Early Release:** Designed as a 120-day program to help youth with substance abuse issues, early releases limit the effectiveness of the treatment. The first 60 days are crucial for youth to recognize their need for help, making the full duration essential for successful outcomes.
  - A more flexible and intensive model could be a possible solution. This model would prioritize critical components early on, ensuring essential interventions are delivered even in shorter stays. Additionally, advocating for consistent sentencing practices that match the program's 120-day duration could help maintain its effectiveness.
- **Increased Opioid Addiction:** The rise in youth on Medication Assisted Treatment (MAT) for opioid addiction requires careful coordination with the medical unit to ensure stability before transferring to YGC. However, initiating MAT often causes medical delays, disrupting care continuity and hindering progress in the program.
  - To address this, it's essential to enhance collaboration with the medical unit. Streamlining the medical clearance process and creating protocols for timely transfers to YGC will help maintain treatment continuity. Additionally, integrating MAT education and support early in the program ensures youth receive necessary care.
- **"Declining" Transfer to YGC:** Despite being assessed by a DPO or requested by the Court to complete the ASERT program, some youth refuse or decline the transfer for several reasons. This reluctance can pose a challenge to their rehabilitation process and the effectiveness of the treatment they need.
  - To encourage youth to transfer, it's important to increase engagement and education about the ASERT program. This can be done by providing clear information on its benefits, sharing peer testimonials, and involving family members in the decision-



making process. Additionally, offering alternative incentives or support mechanisms could help address their reluctance.

- **Most Serious Charges:** Youth with serious charges and lengthy commitments face challenges when requested by the Court to complete the ASERT program. Security issues arise if these youth, who may not have stabilized in custody, are sent to an open camp environment.
  - To manage youth, prioritization must be placed on enhanced security measures and individualized risk assessments. Tailoring the ASERT program to their unique needs as well as providing extra training and support for staff to handle these complex cases may ensure the program's safety and effectiveness.

### Health Care Agency

- **Medication Assisted Treatment (MAT):** Youth prescribed MAT for opioid use while in custody experience challenges staying compliant with MAT services, including substance use disorder treatment services, and when released from custody, they often reporting not feeling ready to stop using drugs.
  - Health Care Agency (HCA) clinicians, medical staff with Juvenile Health Services, and probation staff meet regularly to discuss ways to keep youth engaged in substance use disorder (SUD) treatment services while in and out of custody. This support includes communication with youth and their families about scheduled SUD appointments, transportation to SUD appointments, consultation with treatment providers to support continued linkage, psychoeducation and access to Naloxone.
- **Electronic Health Record (EHR) Update:** A state mandate required HCA to update their EHR, which led to a backlog of service data needing to be entered after the fiscal year ended. Therefore HCA was unable to track all linkages as this update impacted all County and contracted programs that youth would transition into upon exiting YGC.
  - This is currently in the process of being resolved

## Youth Reporting Centers

### Program Goal

The Youth Reporting Centers (YRCs) aim to minimize the reliance on secure detention by offering a well-structured, community-based alternative confinement option. Its goal is to encourage lawful and productive lifestyles among students and to link youth to on-going community resources when they exit the YRC.

### Lead Agency and Partners

**Probation** – Regular monitoring of youthful offenders' compliance and success utilizing incentives as included in the Probation Juvenile Incentives program approved by the Board of Supervisors and collaborates between county partners and the OC Department of Education.

**Health Care Agency** – Provides services to youth with severe emotional disturbances and transitional-age youth with serious mental illness which includes case management, therapy, psychological testing, and medication support to children and adolescents, aiming to improve their skills for community functioning and manage the impact of disabilities.

### Program Staffing

	Full Time Equivalent (FTEs)		
	FY 2022-23	FY 2023-24	
	Actuals	Requested	Actuals
<b>Probation</b>	18.7	23.4	13.9
<b>HCA</b>	7.0	7.0	7.0
<b>Total</b>	<b>25.7</b>	<b>30.4</b>	<b>20.9</b>

### Financial Input

	Funding Allocation			
	FY 2022-23	FY 2023-24		
	Actuals	Approved Budget	Adjusted Budget	Actuals
<b>Probation</b>	\$ 3,206,535	\$ 3,557,866	\$ 3,557,866	\$ 3,317,379
<b>HCA</b>	601,379	659,449	659,449	716,278
<b>Total</b>	<b>\$ 3,807,914</b>	<b>\$ 4,217,315</b>	<b>\$ 4,217,315</b>	<b>\$ 4,033,657</b>

## Objective & Program Details

Youth at the YRC attend a full academic program and participate in afternoon group counseling, individual counseling, and drug testing with an emphasis on obtaining and maintaining sobriety. On-site job coaches assist youth in seeking, obtaining, and maintaining employment and vocational training access.

Additionally, for those YRC youth serving a commitment, the Accountability Commitment Program which runs an average of 40 days in FY 2023-24, offers an alternative to traditional incarceration, allowing youth to complete custodial commitments while participating in educational and support services and being supervised via electronic monitoring.

HCA staff at the YRCs provide mental health and substance use services to reduce mental health symptoms, increase coping skills and/or decrease substance use. An important component of these time-limited services is to link youth to on-going community resources when they exit the YRC. Linking them to this on-going treatment supports their recovery.

## Program Achievements

### Program Output

#### Probation

The number of youth referred, program entries and program participants rose compared to the previous year and the proportion of those youth successfully completing the program also increased from 59% (161/271) to 68% (222/327).

#### Youth Enrollment

	FY 2022 - 23	FY 2023 - 24	Difference
Youth Referred	301	318	17
Program Entries	290	321	31
Program Participants	314	363	49

#### Exiting Youth

	FY 2022 - 23	FY 2023 - 24	Difference
Exits	271	327	56
Completions	161	222	61
Not Successful	110	105	-5
Partial			
No Progress	99	105*	6
Left Program	<12		
Avg. Stay (Days)	47	45	-2
Avg. Stay (Months)	2	2	0

\* This number was combined with the "Left Program" total due to the value being less than 12

### Health Care Agency

The number of youth referred, program entries and program participants rose compared to the previous year and the proportion of those youth successfully completing the program also increased from 32% (54/171) to 51% (136/267). While these numbers rose, data systems continue to be updated and may not properly represent FY 2023-24 totals.

### Youth Enrollment

	FY 2022 - 23	FY 2023 - 24	Difference
Youth Referred	191	248	57
Program Entries	251	309	58
Program Participants	201	282	81

### Exiting Youth

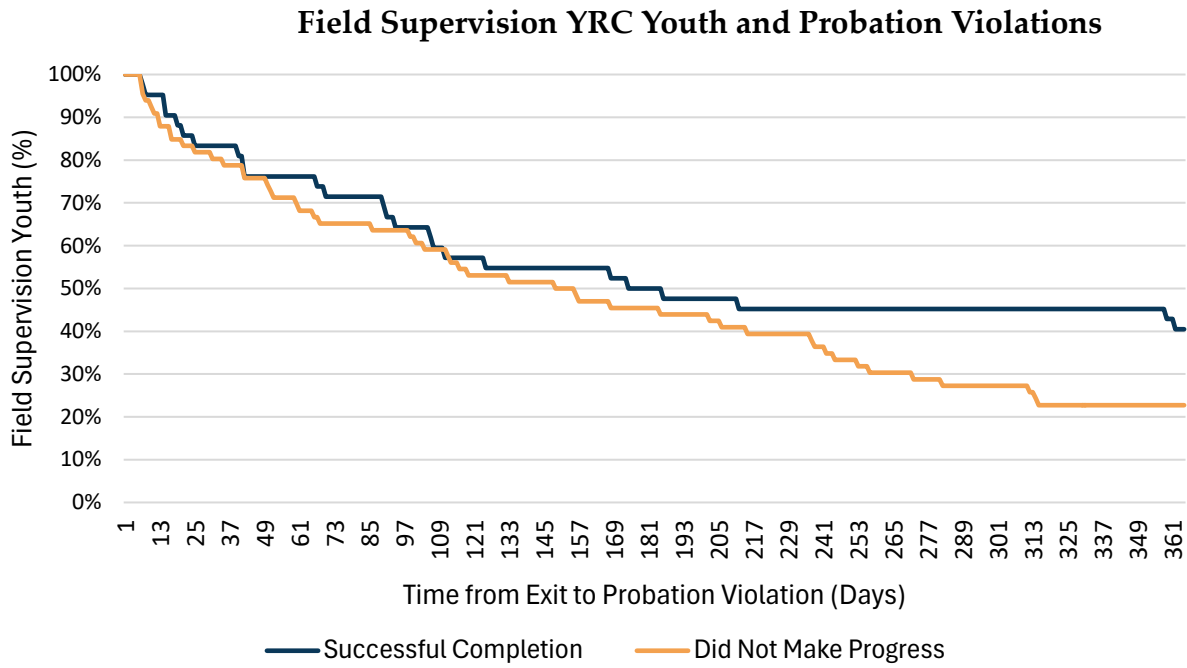
	FY 2022 - 23	FY 2023 - 24	Difference
Exits	171	267	96
Completions	54	136	82
Not Successful	117	131	14
Partial			
No Progress			
Left Program	117	131	14
Avg. Stay (Days)	63	71	8
Avg. Stay (Months)	2	2	0

HCA staff at the YRCs offer mental health and substance use services to all youth at the centers, aiming to alleviate mental health symptoms, enhance coping skills, and reduce substance use. A key aspect of these short-term services is connecting youth with ongoing community resources when they leave the YRC and therefore the definition for “Completions” and “Not Successful” may differ compared to Probation.

### Program Outcomes

#### Probation

Outcome data examined youth who exited YRC in FY 2022-23 to allow for up to one-year of follow-up. At the time of reporting, there were 276 exits from YRC in FY 2022-23. Of those 276 exits, 108 were under field supervision. Youth who successfully completed YRC were consistently less likely to get a formal probation violation. At the end of one year, 40.5% of participants that successfully completed YRC did not have a probation violation, compared to 22.7% of participants that did not make progress in the program.



For the 168 youth exiting in FY 2023-24 to the Accountability Commitment Program, they were enrolled for an average of 40 days resulting in a total of 6,735 days not served in secure detention. This enrollment supports the efforts of the YRCs to reduce the use of secure detention of youth and provide greater impact from services including counseling, education and skill building, and relational interventions.

#### Health Care Agency

Due to State mandates that resulted in updates being made to HCA’s EHR, the full fiscal year of data is not currently available and the percentage of linkages is most likely higher than reported given the prior year’s trends.

#### Percent of Youth Linked to Behavioral Health Services



## Success Stories

### Probation

A youth was referred to the YRC by their Probation Officer as an informal sanction instead of a formal court violation. This youth initially experienced issues with curfew, gang association, school attendance, and marijuana use. However, during their time at YRC, school attendance improved, they tested negative for marijuana, and eventually earned their high school diploma. At graduation, the youth thanked their support system for their daily presence.

### Health Care Agency

A youth at the YRC with a history of multiple incarcerations struggled with services and often violated probation, leading to custody. HCA and Probation staff collaborated to support the youth and their family, referring them to a Full-Service Partnership (FSP) program. There they learned healthy coping skills, reduced gang activity, attended school daily, and participated in substance use disorder services. The youth remains engaged with the FSP program and has successfully completed the YRC program.

## Challenges and Solutions

### Probation

- **Staffing Challenges:** There are staffing challenges within the Deputy Probation Correction Officer classification which can impact the day-to-day activities at the YRCs
  - Probation has increased recruitment efforts and implemented a Deputy Probation Correction Officer Pre-Academy.
- **Temporary Site:** The Central YRC is temporarily housed in Anaheim as the new Central YRC site in Santa Ana is under renovation. Since the YRCs provide transportation for youth to and from school, there have been challenges related to picking youth up in South Orange County and driving them to Anaheim.

Probation has implemented work arounds, including starting a transportation route out of the Probation's South County office and temporarily adjusting Deputy Probation Correction Officer's schedules. The new Central YRC site in Santa Ana is scheduled to open in November 2024.

### Health Care Agency

- **Parent Engagement and Involvement:** Families struggle to follow through with initial appointments, to stay engaged in services and report difficulty finding the time to attend follow up meetings with HCA.
  - HCA is considering collaborating with a Community Based Organization to provide additional parent support groups for parents of youth in the YRC program. Additionally, HCA will involve a parent partner in the intake session to emphasize the importance of treatment services and discuss available resources to support the family's needs during their involvement with this program.

- **Electronic Health Record (EHR) Update:** A state mandate required HCA to update their EHR, which led to a backlog of service data needing to be entered after the fiscal year ended. Therefore HCA was unable to track all linkages as this update impacted all County and contracted programs that youth would transition into upon exiting YRC.
  - This is currently in the process of being resolved.

## Juvenile Recovery Court

### Program Goal

Juvenile Recovery Court (JRC) is a court-based intervention program for youth with substance use issues who need specialized assistance and treatment services. The primary goals are to increase sobriety and reduce recidivism while reducing the reliance on incarceration.

### Lead Agency and Partners

**Probation** – Collaborates between county partners reporting to the Probation Officer for progress checks and monitors youthful offenders' success utilizing incentives as included in the Probation Juvenile Incentives program approved by the Orange County Board of Supervisors.

**Health Care Agency (HCA)** – Provides various mental health services, including therapy, assessments, and medication support to children and adolescents, focusing on improving their community functioning and managing their disabilities.

**Public Defender (PD)** – Represents juveniles in the justice system who opt in to participate in this intensive supervision program and ensures that the juvenile's needs are being met by collaborating with HCA, community partners, OCDA, Probation and the Juvenile Court to help the juvenile attain sobriety, stability, and support in the community and ultimately terminate wardship after successfully completing the program.

**District Attorney (OCDA)** – Manages caseloads and participates in the the JRC.

**Waymakers** – Waymakers Collaborative Courts Full Service Partnership (CCFSP) receives no funding from JJCPA but rather is funded by the Mental Health Services Act in collaboration with HCA. CCFSP provides culturally competent in-home and community based services for youth ages 0-25 struggling with mental illness, truancy and substance abuse issues.

### Program Staffing

	Full Time Equivalent (FTEs)		
	FY 2022-23	FY 2023-24	
	Actuals	Requested	Actual
<b>Probation</b>	2.2	3.6	1.2
<b>HCA</b>	1.3	1.8	1.3
<b>PD</b>	0.5	0.5	0.1
<b>OCDA</b>	0.4	.05	0.4
<b>Total</b>	<b>4.4</b>	<b>6.3</b>	<b>2.9</b>



**Financial Input**

	Funding Allocation			
	FY 2022-23	FY 2023-24		
	Actuals	Approved Budget	Adjusted Budget	Actuals
<b>Probation</b>	\$ 330,808	\$ 423,531	\$ 423,531	\$ 226,676
<b>HCA</b>	124,109	216,759	216,759	101,332
<b>PD</b>	54,301	45,801	45,801	26,594
<b>OCDA</b>	47,397	98,787	66,340	47,816
<b>Total</b>	<b>\$ 556,615</b>	<b>\$ 784,878</b>	<b>\$ 752,431</b>	<b>\$ 402,418</b>

**Objective & Program Details**

JRC is a collaborative endeavor between the Juvenile Court, District Attorney's Office, Probation Department, Public Defender's Office (and other defense counsel), Health Care Agency, and Waymakers. The JRC program uses a combination of substance use treatment; therapy (individual, group, and family); sanctions; and incentives to rehabilitate youth; empower their families; and prevent reoffending. Program length is dependent upon youth engagement with their services.

The role of the Deputy Probation Officer (DPO) within the JRC collaboration is to monitor progress of the youth within the program, hold the youth accountable through incentives or informal sanctions as needed using an evidence-based approach, administer the drug testing regularly, and provide supervision of the youth in the community. Due to the rapport built with the youths, the DPO has a good understanding of the needs of the youths and can articulate them to the other collaborative partners to ensure the youth's needs are being met by having the right services in place.

HCA assigns a clinician to the JRC collaborative to coordinate all clinical services for youth during their time at JRC. This clinician attends all court sessions and provides updates on therapeutic services to the Court. The primary role of the HCA liaison is case management, ensuring youth are connected to community-based mental health and substance use treatment.

The Waymakers CCFSP offers in-home and community-based services for youth aged 0-25 facing mental illness, truancy, and substance abuse. The program provides comprehensive support through assessment, care planning, case management, and treatment interventions. CCFSP aims to empower youth and their families by promoting recovery, self-efficacy, and social competence across various life domains, ensuring safety and stability at home, school, work, and in the community.

## Program Achievements

### Program Output

#### Probation

Though program participants increased slightly compared to the previous year, average length of stay decreased significantly by an average of four months.

#### Youth Enrollment

	FY 2022 - 23	FY 2023 - 24	Difference
Youth Referred	25	26	1
Program Entries	15	17	2
Program Participants	25	29	4

#### Exiting Youth

	FY 2022 - 23	FY 2023 - 24	Difference
Exits	13	15	2
Completions	<12	<12	<12
Not Successful	<12	<12	<12
Partial			
No Progress	<12	<12	<12
Left Program	<12	<12	<12
Avg. Stay (Days)	397	279	-118
Avg. Stay (Months)	13	9	-4

#### Health Care Agency

The number of youth referred to and participating in the program increased compared to the previous year, leading to more exits. HCA does not provide direct treatment but focuses on linking youth to appropriate treatment services, with successful linkage being a key measure of success for the program.

## Youth Enrollment

	FY 2022 - 23	FY 2023 - 24	Difference
Youth Referred	12	23	11
Program Entries	12	27	15
Program Participants	25	40	15

## Exiting Youth

	FY 2022 - 23	FY 2023 - 24	Difference
Exits	<12	31	<12
Completions	0	<12	<12
Not Successful	<12		
Partial			
No Progress			
Left Program	<12	22	<12
Avg. Stay (Days)		371	371
Avg. Stay (Months)		12	12

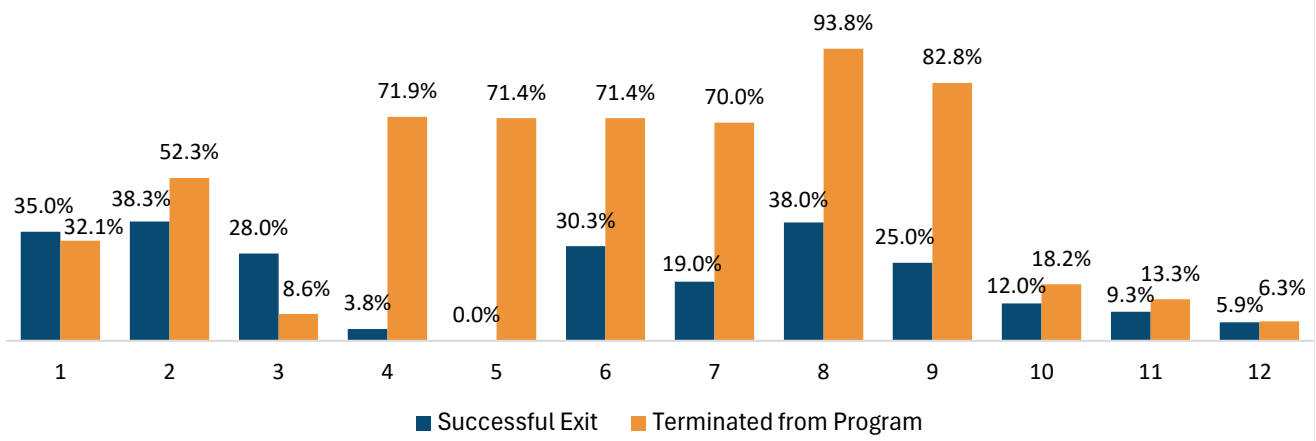
## Program Outcomes

### Probation

Between July 1, 2022 – June 30, 2024 there were a total of 19 participants that successfully exited or terminated from the program. The sample resulted in a total of 1,329 drug tests. Of the 1,329 drug tests that were administered during JRC participation, 362 were positive and 967 were negative.

For nearly each month, those participants that successfully exited the program had lower positivity rates when compared to those terminated from the program. Regardless of exit type, however, an overall decrease in positive drug test rates was observed over the 12-month period including testing for the use of cocaine, fentanyl, and methamphetamine. In both groups, there was a steady overall decrease in positivity rates following the eight-month mark.

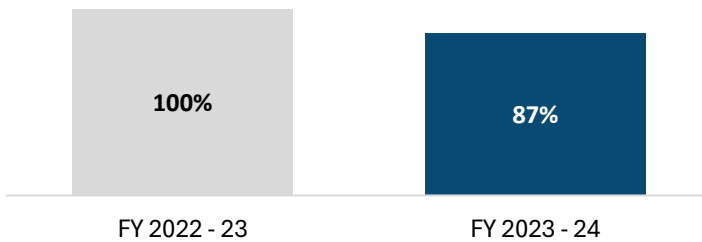
### Positive Drug Test Rates by Month



### Health Care Agency

Due to State mandates that resulted in updates being made to HCA’s EHR, the full Fiscal Year of data is not currently available and the percentage of linkages is most likely higher than reported given the prior year’s trends.

### Percent of Youth Linked to Behavioral Health Services\*



\*Percentages are only represented in the figure above due to low participant numbers.

### Success Stories

#### Probation

A youth expressed that the services provided by the JRC treatment team taught them not to “sweat the small stuff” and they further reported that their demeanor changed for the better. The youth never denied their struggle with alcohol abuse and understood it was a battle they will deal with daily. The youth graduated from JRC in 2024.

### Health Care Agency

A young participant with a history of complex trauma and limited family support was initially reluctant to accept additional services. The participant struggled with sobriety but eventually accepted behavioral health services both in and out of custody. They actively participated in these services, complied with medication support, attended group activities, and engaged in intensive outpatient treatment. Despite some setbacks, the participant quickly recovered, continued their recovery goals, and is now enrolled in college courses with a consistent support system, having successfully graduated from JRC.

### Challenges and Solutions

#### Probation

- **JRC Referrals:** There continues to be a challenge with referrals for JRC because of the “rigorous” scheduling of the program and the weekly attendance of court proceedings.
  - The team is currently meeting with partners to come up with ideas on how to improve the referrals to the program.
- **Nitrous Oxide (NOS) Use:** There continues to be a concern with NOS use with JRC youth; however, there still hasn’t been any testing created to detect the use.
  - The JRC team has continued to build rapport with the youth that has helped the youth to be truthful about the NOS use. The team is still hopeful detection will eventually be available.
- **Lack of Residential Facilities for Youth 17 and Under:** There is an ongoing challenge in finding residential facilities for youth with severe substance abuse issues.
  - To address this, the YGC’s ASERT program has been utilized. This program provides a structured environment where youth can focus on their substance abuse issues, learn to identify and manage their triggers, and develop productive plans to address them.

#### Health Care Agency

- **Parent Engagement:** Parent engagement has been a challenge for the JRC program. Very few parents participate in JRC services with the youth, and even fewer are receptive to family resources offered by JRC.
  - HCA supports engagement for parents by calling to remind them of scheduled court proceedings and therapy services. Probation has also added parent interviews to the assessment process to focus on specific family needs and resources.

## Active Recidivism Reduction Initiative via Engagement (ARRIVE)

### Program Goal

The goal of the Waymakers ARRIVE program is to provide restorative justice practices and intervention services that hold youth accountable for their behaviors while encouraging positive change.

### Lead Agency and Partners

**Probation** – Regular reporting and progress checks of youth at risk of reincarceration, attends pro-social activities and offers support for youth and family.

**Waymakers** – Waymakers provides comprehensive support for at-risk youth and their families to reduce recidivism and promote positive development. It offers administrative oversight, therapeutic interventions, and case management services. Refer to Appendix A.3 for additional information on the contract with Waymakers.

### Program Staffing

	Full Time Equivalent (FTEs)		
	FY 2022-23	FY 2023-24	
	Actuals	Requested	Actuals
Probation	0.13	0.7	0.03
<b>Total</b>	<b>0.13</b>	<b>0.7</b>	<b>0.03</b>

### Financial Input

	Funding Allocation			
	FY 2022-23	FY 2023-24		
	Actuals	Approved Budget	Adjusted Budget	Actuals
Probation	312,817	442,551	442,551	448,534
<b>Total</b>	<b>\$ 312,817</b>	<b>\$ 442,551</b>	<b>\$ 442,551</b>	<b>\$ 448,534</b>

### Objective & Program Details

The six-month program aims to support the youth, their families, victims, and the community by addressing criminogenic needs and helping youth complete court-ordered sanctions. By focusing on maximizing strengths, the program seeks to reduce recidivism and promote long-term positive outcomes. The main components of the program include clinical assessment, individual

and family counseling, case management, career and educational support, community service support, and various specialized counseling services.

### Program Achievements

#### Program Output

This program was only partially operational from in FY 2022-23. Due to its newness, the data for FY 2022-23 is incomplete, and the low number of exits is attributed to the partial year of operation.

#### Youth Enrollment

	FY 2022 - 23	FY 2023 - 24	Difference
Youth Referred	77	128	51
Program Entries	56	84	28
Program Participants	56	117	61

#### Exiting Youth

	FY 2022 - 23	FY 2023 - 24	Difference
Exits	18	84	66
Completions	16	57	41
Not Successful	<12	27	
Partial	<12	<12	<12
No Progress			
Left Program	0	17	17
Avg. Stay (Days)	183	160	-23
Avg. Stay (Months)	6	5	-1

#### Program Outcome

By the end of a the 6-month ARRIVE program, 74% of youth who successfully completed the ARRIVE program in FY 2023-24 showed a decreased risk level or remained low risk to re-offend as measured by the Youth Assessment Screening Instrument (YASI). The YASI was implemented starting on July 1, 2023 and therefore no data exists for FY 2022-23.

#### Success Story

A youth referred to the Waymakers' ARRIVE Program completed fifteen individual counseling sessions focused on substance use and decision-making. With support from their case manager, they received career guidance and family resources. Through therapy, they identified triggers for their substance use and learned coping skills and self-care. They made positive changes, maintained employment, and avoided further legal issues, leading to successful program

completion. As of 2024, the youth has reported doing well, securing full-time employment, and having no new violations.

### Challenges and Solutions

- **Waitlist:** In FY 2023-24, ARRIVE received 128 referrals for the 50 slots. 84 of 128 were enrolled into the allowed 50 contracted slots. At times there is a waitlist to enroll in ARRIVE services because the need is greater than the staffing pattern.
  - Hiring an additional Clinician would reduce the waitlist time and allow for more referrals to meet the need. Probation is tracking referrals from the South County, North County, and Santa Ana Offices to ensure all Probation-involved youth have the same opportunities.
- **Adult Participation:** A bulk of youth's parents did not want to participate in services but the youth was willing.
  - The main component for parent participation is the Parent Project (10-week course) and/or family therapy. The program continues to offer all services to the Parents and makes every effort to engage the parents in the treatment plan and positively reinforce progress. Moving forward, data will continue to be collected for parents who participate, but will not be a required outcome for youth to be successful.
- **6-Month Time Limit:** The program could offer additional impact on decreasing the risk level for youth to re-offend
  - Proposal of expanding the program limit from 6 months to 1 year, to build rapport, engage, practice skills and maintain change. Expanding the program timeframe would most likely require an additional Case Manager and Clinician to reduce the waitlist.



## Appendix

### Appendix A – Community-Based Organizations Funded by JJCPA

#### A.1 Boys & Girls Club of Garden Grove

In January 2022, the Orange County Board of Supervisors (BOS) approved a Subrecipient Agreement with the Orange County Department of Education (OCDE) for the Truancy Response Program. The Truancy Response Program is a cooperative effort to address the problem of chronic truancy in Orange County schools, the primary goal of which is to reduce school trancies and absences in order to increase the change of youths' future success. Through the Subripient Agreement, the County provides JJCPA grant funds, as approved annually by the OCJJCC for the OCDE to administer services for the Truancy Response Program.

In turn, the OCDE has contracted with the Boys and Girls Club of Garden Grove (BGC GG) to perform work described in Attachment A, Scope of Work, to Agreement Number 10000535 to administer the Truancy Response Program. The information below pertains to the agreement between the OCDE and BGC GG.

**JJCPA Program:** Truancy Response Program

**OCDE Contract With:** Boys and Girls Club of Garden Grove

**Contract #:** OCDE Agreement # 10000535

**Contract Term:** 01/03/2022 – 12/31/2024

**JJCC Metrics Included in Contract?:** Yes

**Annual Amount:** \$400,000

**FY 2023-24 Actual:** \$400,000

Boys & Girls Club Staffing	FTE
VP Community Impact	0.10
Program Director	1.00
Field Liason	3.00
Parent Instructor	1.00
Clinical Supervisor	0.25
Intake Coordinator	0.50
Finance Manager	0.10
<b>Total</b>	<b>5.95</b>

FTE = Full Time Equivalent

## A.2 Pepperdine University, PRYDE

In June 2021, the BOS approved a contract between the Sheriff's Department and Pepperdine University to operate the Youth Diversion & Education (PRYDE) program, a juvenile diversion and counseling program in collaboration with the Sheriff's Department and Probation Department. The PRYDE program aligns with the Sheriff Department's Juvenile Services Bureau approach, focusing on diverting juveniles from criminal behavior and substance abuse. The program emphasizes early intervention, evaluation, treatment and referral.

**JJCPA Program:** Decentralized Intake / Sheriff's Prevention Program

**Contracted with:** Sheriff's Department

**Contract #:** MA-060-21011079

**Contract Term:** 07/01/2021 – 06/30/2025

**JJCC Metrics Included in Contract?:** Yes

**Annual Amount:** \$394,939

**FY 2023-24 Actual:** \$394,939

PRYDE Staffing	FTE
Program Manager & Psychologist (50/50%)	1.00
Psychologist	0.10
Administrative Diversion Specialist	1.50
Senior Diversion Specialist	1.00
<b>Total</b>	<b>3.60</b>

FTE = Full Time Equivalent

### A.3 Waymakers

In April 2022, the BOS approved a contract between the Probation Department and Waymakers to provide services under the Active Recidivism Reduction Initiative via Engagement (ARRIVE) program to youth referred by Probation. The program aims at reducing the risk of youth reoffending or violating the terms and conditions of their probation by providing them with individual and group services such as parent empowerment/resilience training, substance abuse/relapse prevention and coping skills to support positive peer relationships.

**JJCPA Program:** Active Recidivism Reduction Initiative via Engagement (ARRIVE)

**Contracted with:** Probation

**Contract #:** MA-057-22011069

**Contract Term:** 05/01/2022 – 04/30/2025

**JJCC Metrics Included in Contract?:** Yes

**Annual Amount:** \$329,882

**FY 2023-24 Actual:** \$311,784

Waymakers Staffing	FTE
Director of Youth Development	In Kind
Program Director	In Kind
Diversion Supervisor	0.50
Licensed Clinical Supervisor	In Kind
Diversion Counselor (Bilingual)	1.00
Diversion Specialist (Bilingual)	1.00
Youth Partner (Bilingual)	1.00
<b>Total</b>	<b>3.50</b>

FTE = Full Time Equivalent

## Appendix B – Links to Resources

### Council/Subcommittees:

- **Orange County Juvenile Justice Coordinating Council**  
<https://ocprobation.ocgov.com/communications/committees/orange-county-juvenile-justice-coordinating-council>
- **SB 823 Subcommittee of the Orange County Juvenile Justice Coordinating Council**  
<https://ocprobation.ocgov.com/page/sb-823-subcommittee-orange-county-juvenile-justice-coordinating-council>

### SB 823 Juvenile Justice Realignment:

- **Senate Bill 823 - DJJ Realignment Implementation**  
[https://www.bscc.ca.gov/s\\_djjrealignment/](https://www.bscc.ca.gov/s_djjrealignment/)
- **Orange County's Juvenile Justice Realignment Block Grant County Plan**  
<https://ocprobation.ocgov.com/communications/committees/orange-county-juvenile-justice-coordinating-council>

### Juvenile Justice Crime Prevention Act (JJCPA):

- **Juvenile Justice Crime Prevention Act and the Youthful Offender Block Grant Program**  
[https://www.bscc.ca.gov/s\\_jjcpayobgjuvjuscrimeprevact/](https://www.bscc.ca.gov/s_jjcpayobgjuvjuscrimeprevact/)
- **Board of State and Community Corrections 2023-2024 County JJCPA-YOBG Plans**  
<https://www.bscc.ca.gov/2023-2024-county-jjcpa-yobg-plans/>
- **Orange County's JJCPA-YOBG Plan**  
<https://ocprobation.ocgov.com/communications/committees/orange-county-juvenile-justice-coordinating-council>