

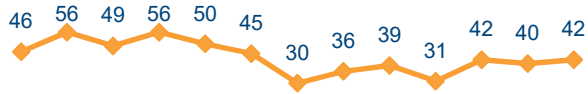


AB109 Monthly Stats September 2024

Postrelease Community Supervision (PCS)

Releases from Prison
from 10/1/11 - 9/30/24 = 12,304

2024 YTD = 355
2024 Monthly Avg = 39



Sep 2023 Oct Nov Dec Jan Feb Mar Apr May Jun Jul Aug Sep 2024

PCS Active Supervision

(Excludes Warrants)

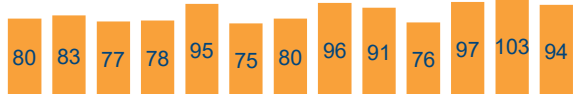
929

Warrants

219 ICE 552 PCS 771 Total

Warrants

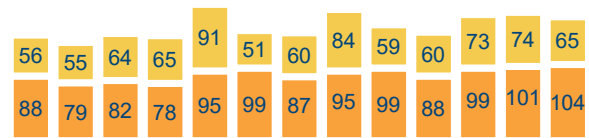
2024 YTD = 807
2024 Monthly Avg = 90



Sep 2023 Oct Nov Dec Jan Feb Mar Apr May Jun Jul Aug Sep 2024

Revocations

2024 YTD = 1484
2024 Monthly Avg = 165

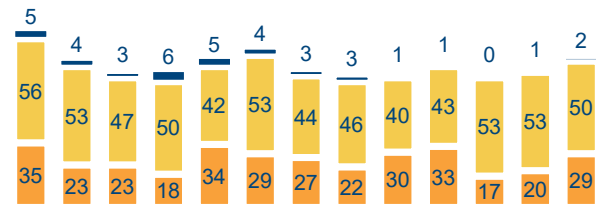


Sep 2023 Oct Nov Dec Jan Feb Mar Apr May Jun Jul Aug Sep 2024

NLV Arrest Technical Violation

Day Reporting Center Participants

2024 Monthly Avg = 76
Monthly Avg: (AB109 = 31, GenSup = 39, TAY = 1, Pre = 0, MRT = 5)

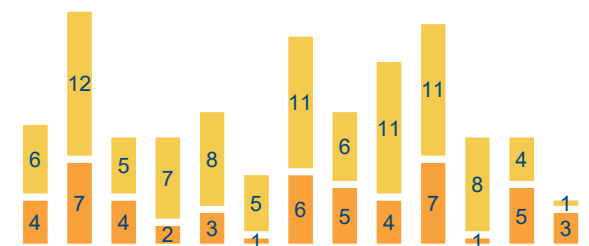


Sep 2023 Oct Nov Dec Jan Feb Mar Apr May Jun Jul Aug Sep 2024

Phase 1 Phase 2 Phase 3

Flash Incarcerations

2024 Monthly Avg = 11
2023 Monthly Avg = 16



Sep 2023 Oct Nov Dec Jan Feb Mar Apr May Jun Jul Aug Sep 2024

NLV Arrest Technical Violation

Mandatory Supervision (MS)

Individuals with MS Convictions

from 10/1/11 - 9/30/24 = 4,901

2024 YTD = 116
2024 Monthly Avg = 13



Sep 2023 Oct Nov Dec Jan Feb Mar Apr May Jun Jul Aug Sep 2024

MS Active Supervision

(Excludes Warrants)

252

Warrants

448

September MS
Violations

23

September MS Flash
Incarcerations

0