

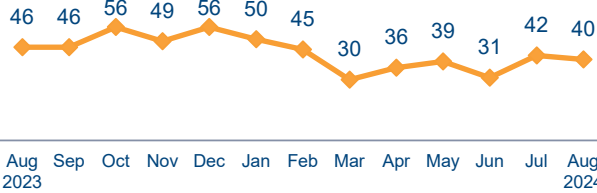


AB109 Monthly Stats Aug 2024

Postrelease Community Supervision (PCS)

Releases from Prison
from 10/1/11 - 8/31/24 = 12,240

2024 YTD = 313
2024 Monthly Avg = 39



PCS Active Supervision
(Excludes Warrants)

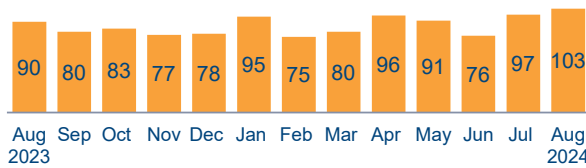
910

Warrants

220 ICE 528 PCS 748 Total

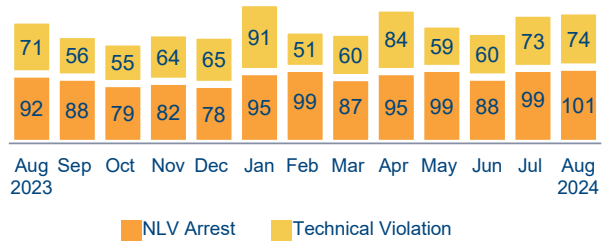
Warrants

2024 YTD = 713
2024 Monthly Avg = 89



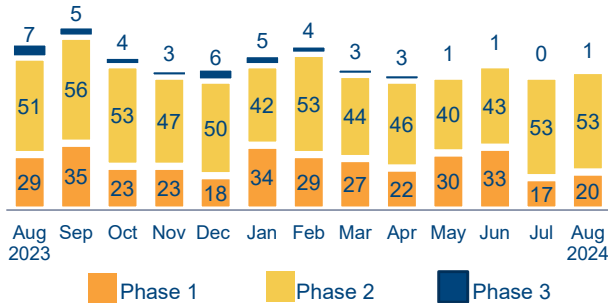
Revocations

2024 YTD = 1315
2024 Monthly Avg = 164



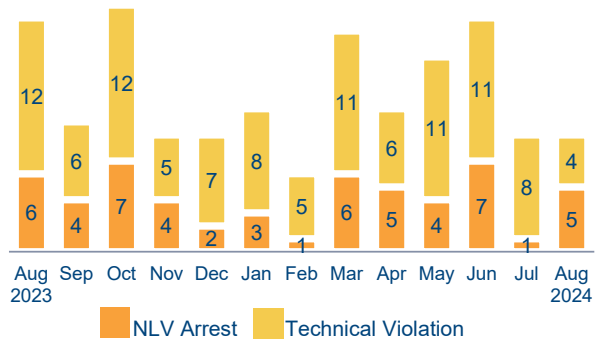
Day Reporting Center Participants

2024 Monthly Avg = 76
Monthly Avg:(AB109 = 31, GenSup = 39, TAY = 2, Pre = 0, MRT = 4)



Flash Incarcerations

2024 Monthly Avg = 12
2023 Monthly Avg = 16

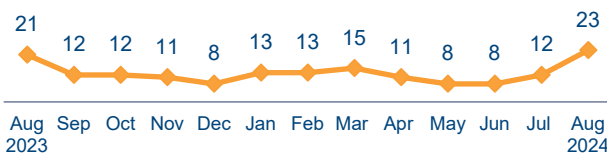


Mandatory Supervision (MS)

Individuals with MS Convictions

from 10/1/11 - 8/31/24 = 4891

2024 YTD = 103
2024 Monthly Avg = 13



MS Active Supervision

(Excludes Warrants)

245

August MS Violations

35

Warrants

446

August MS Flash Incarcerations

2