

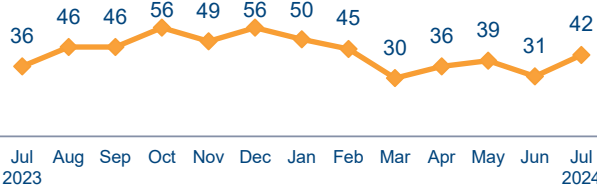


AB109 Monthly Stats July 2024

Postrelease Community Supervision (PCS)

Releases from Prison
from 10/1/11 - 7/31/24 = 12,183

2024 YTD = 273
2024 Monthly Avg = 39



PCS Active Supervision
(Excludes Warrants)

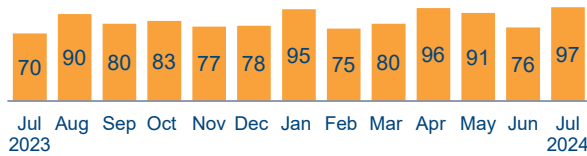
919

Warrants

220 ICE 516 PCS 736 Total

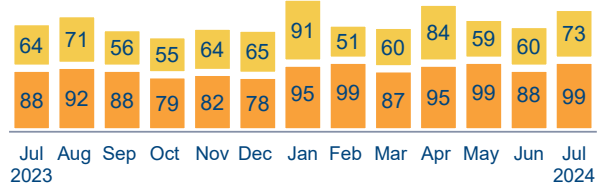
Warrants

2024 YTD = 610
2024 Monthly Avg = 87



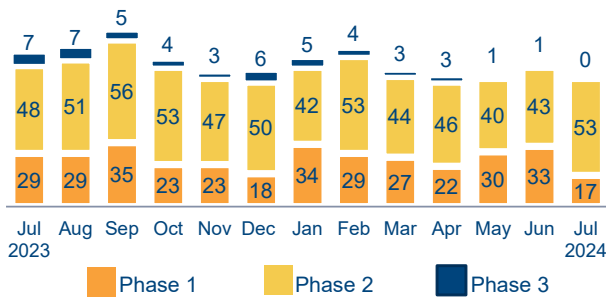
Revocations

2024 YTD = 1140
2024 Monthly Avg = 163



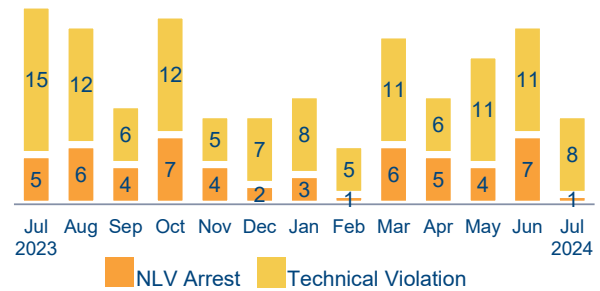
Day Reporting Center Participants

2024 Monthly Avg = 76
Monthly Avg: (AB109 = 32, GenSup = 40, TAY = 1, Pre = 0, MRT = 3)



Flash Incarcerations

2024 Monthly Avg = 12
2023 Monthly Avg = 16

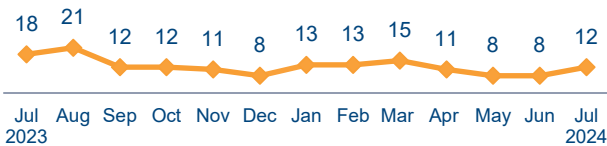


Mandatory Supervision (MS)

Individuals with MS Convictions

from 10/1/11 - 7/31/24 = 4872

2024 YTD = 80
2024 Monthly Avg = 11



MS Active Supervision

(Excludes Warrants)

249

Warrants

440

July MS Violations

26

July MS Flash Incarcerations

2