

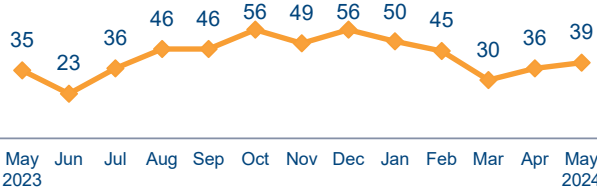


AB109 Monthly Stats May 2024

Postrelease Community Supervision (PCS)

Releases from Prison
from 10/1/11 - 5/31/24 = 12,090

2024 YTD = 200
2024 Monthly Avg = 40



PCS Active Supervision

(Excludes Warrants)

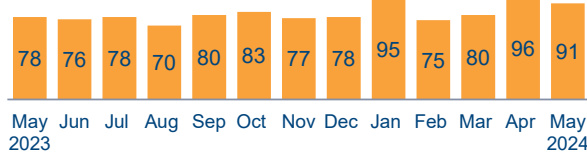
920

Warrant



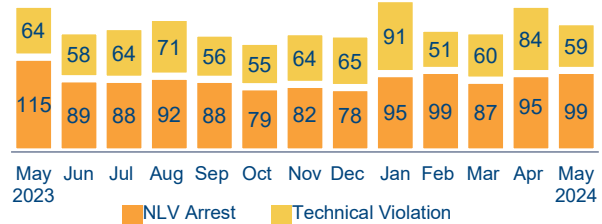
Warrants

2024 YTD = 437
2024 Monthly Avg = 87



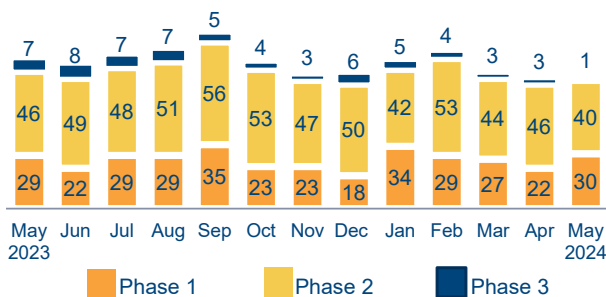
Revocations

2024 YTD = 820
2024 Monthly Avg = 164



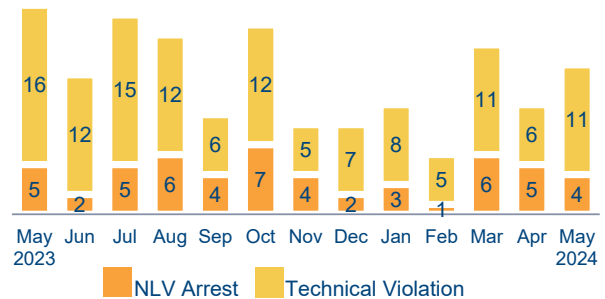
Day Reporting Center Participants

2024 Monthly Avg = 77
Monthly Avg: (AB109 = 31, GenSup = 42, TAY = 1, Pre = 0, MRT = 3)



Flash Incarcerations

2024 Monthly Avg = 12
2023 Monthly Avg = 16

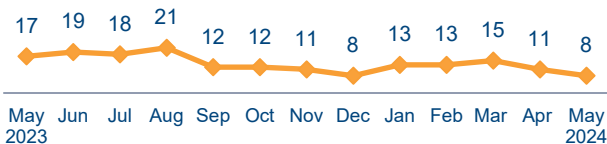


Mandatory Supervision (MS)

Individuals with MS Convictions

from 10/1/11 - 5/31/24 = 4852

2024 YTD = 60
2024 Monthly Avg = 12



MS Active Supervision

(Excludes Warrants)

264

Warrants

439

May MS Violations

12

May Flash Incarcerations

3