

SUMMARY ACTION MINUTES

REGULAR MEETING ORANGE COUNTY COMMUNITY CORRECTIONS PARTNERSHIP

Thursday, October 28, 2021, 2:00 P.M.



PROBATION DEPARTMENT
Training Room 5
1001 S. Grand Ave.
Santa Ana, California

STEVE SENTMAN, Chair
Chief Probation Officer

DON BARNES
Sheriff-Coroner

TOM DARÉ
Chief of Police, Garden Grove

JEFF NAGEL
Health Care Agency

MARTIN SCHWARZ
Public Defender

TODD SPITZER
District Attorney

ATTENDANCE: Members DaRé, Nagel, Schwarz, Sentman, Spitzer and Balicki (Alternate for Barnes)

EXCUSED: Member Barnes

COUNTY COUNSEL: Wendy Phillips, Deputy

CLERK OF THE PARTNERSHIP: Jamie Ross & Sonia Acuña, Deputy Clerks

ADMINISTRATIVE MATTERS: (Items 1 - 4)

1. Welcome and Introductions
MEETING CALLED TO ORDER AT 2:01 P.M., BY CHAIR SENTMAN; CHAIR CALLED ROLLED AND CONFIRMED A QUORUM
2. Receive and file 2021 Strategic Financial Plan projections
P.O. **RECEIVED AND FILED**
3. Receive and file Quarterly Report for July – September 2021
P.O. **RECEIVED AND FILED**

SUMMARY ACTION MINUTES

4. Realignment Updates:

- CCP Coordinator: update on FY 20-21 AB 109 balances and FY 21-22 CCP approved projects
- Probation
- Sheriff
- District Attorney
- Public Defender
- Courts
- Health Care/Mental Health
- Local Law Enforcement
- Board of Supervisors
- Social Services
- OC Community Resources
- OC Department of Education
- Community-Based Organization (Representative)
- Waymakers (Victims Representative)

PRESENTED

PUBLIC & PARTNERSHIP COMMENTS:

PUBLIC COMMENTS:

Carole Urie – Oral Re.: In-custody programs; telecommunications in our jails; California Public Utilities Commission (CPUC) resolution regarding phone call rates; reduction of rates for inmate phone calls.

PARTNERSHIP COMMENTS:

Member Spitzer – Oral Re.: Requested staff to return to CCP at 2/24/22, regular meeting with information regarding how Orange County is tracking recidivism, County's success and comparison to other counties.

Alternate Member Balicki – Oral Re.: Addressed Ms. Urie's comments regarding inmate telecommunications and CPUC; new vendor RFP; looking into future use of tablets for inmate communication.

Member Nagel – Oral Re.: National trends of substance use (legal and illegal) went up during COVID and help seeking went down during COVID; trends now starting to shift; shortage of health care workers.

Chair Sentman – Oral Re.: Thanked Dr. Nagel and Assistant Sheriff Balicki for their contributions to the CCP and wished them well in their retirements.

ADJOURNED: 3:00 P.M.

SUMMARY ACTION MINUTES

*** KEY ***

Left Margin Notes

1 Don Barnes	A = Abstained
2 Tom DaRé	X = Excused
3 Jeff Nagel	N = No
4 Martin Schwarz	P.O. = Partnership Order
5 Steve Sentman	
6 Todd Spitzer	
7 Joe Balicki (Alternate)	

(1st number = Moved by; 2nd number = Seconded by)

/s/

STEVE SENTMAN
Chair

/s/

Jamie Ross, Deputy
Clerk of the Partnership

**2011 Public Safety Realignment - AB 109
 Strategic Financial Plan Forecast - 2021
 Period Through FY 2026/27
 CEO Budget Recommendation**

Department	FY 20/21 ACTUALS	FY 21/22 ESTIMATED	FY 22/23 PROJECTED	FY 23/24 PROJECTED	FY 24/25 PROJECTED	FY 25/26 PROJECTED	FY 26/27 PROJECTED
Sheriff	51,115,267	53,362,850	54,928,364	56,536,147	58,185,733	59,876,557	61,606,269
Probation	17,506,094	18,275,853	18,816,014	19,366,769	19,931,843	20,511,045	21,103,567
HCA (In/Post Custody)	19,617,134	20,479,717	21,075,535	21,692,428	22,325,359	22,974,114	23,637,790
District Attorney	1,323,005	1,381,180	1,419,699	1,461,255	1,503,890	1,547,592	1,592,299
Public Defender	1,616,076	1,687,137	1,739,631	1,790,551	1,842,795	1,896,345	1,951,127
Local Law Enforcement	1,860,767	1,942,586	1,999,576	2,058,105	2,118,156	2,179,707	2,242,675
CEO / CCP Coordinator / Support	-	-	-	-	-	-	-
Reentry Services / CCP Approved Projects	-	7,633,842	2,849,497	2,926,434	3,002,521	3,077,584	3,148,368
ESTIMATED AB 109 FUNDING AVAILABLE	93,038,343	104,763,164	102,828,316	105,831,689	108,910,297	112,062,944	115,282,095
CCP Planning/Training Funds	200,000	200,000	200,000	200,000	200,000	200,000	200,000
District Attorney/Public Defender (LE04)							
District Attorney	1,472,976	1,992,640	2,302,813	2,621,361	2,948,191	3,283,192	3,625,898
Public Defender	1,472,976	1,992,640	2,302,813	2,621,361	2,948,191	3,283,192	3,625,898
ESTIMATED PCS FUNDING AVAILABLE	2,945,952	3,985,280	4,605,626	5,242,722	5,896,382	6,566,384	7,251,796
EST. TOTAL AB 109/CCP/PCS FUNDING	96,184,295	108,948,444	107,633,942	111,274,411	115,006,679	118,829,328	122,733,891

Notes:
 Amounts include growth funds net of the 10% transfer into the Local Innovation Subaccount per Government Code section 30029.07.
 Growth for FY 21/22 is based on State Budget amounts.
 Forecasts for FY 22/23 to 26/27 include growth funds increasing consistent with estimates for Prop 172 at 3.4%, 2.7%, 2.6%, 2.5% and 2.3%, respectively.

**2011 Public Safety Realignment - AB 109
Strategic Financial Plan Forecast - 2021
Summary of Department Requests**

Department	Description of Services	Amount Requested for Existing AB 109 Activities				
		FY 22/23	FY 23/24	FY 24/25	FY 25/26	FY 26/27
Sheriff	Housing AB 109 inmates: FY 20-21 Avg AB 109 Pop (270) x Daily Bed Rate (\$171.37) x 365 days	16,888,514	16,888,514	16,888,514	16,888,514	16,888,514
Probation	Mandated supervision and oversight to AB 109 and Adult Court Unit / PRCS / Mandatory Supervision offenders; and AB 109 Task Force	16,495,596	16,404,918	16,419,103	16,345,752	16,328,206
HCA (In/Post Custody)	Physical and behavioral (acute mental health, alcohol & drug abuse, and mental health recovery) health care services for AB 109 incarcerated adults within the County Jail facilities	23,079,120	23,656,098	24,129,220	24,611,805	25,104,041
District Attorney	Delivery of services provided by OCDA for AB 109 services, including the AB 109 Task Force	2,047,331	2,030,763	2,037,947	2,027,893	2,028,759
Public Defender	Delivery of services provided by PD for AB 109 offenders	2,142,556	2,170,201	2,208,885	2,224,434	2,232,204
Local Law Enforcement	Allocation of 2% per direction provided	1,999,576	2,058,105	2,118,156	2,179,707	2,242,675
Reentry Services/CCP Approved Projects	Reentry Services for AB 109 population, including CCP approved projects	2,849,497	2,926,434	3,002,521	3,077,584	3,148,368
Total Direct AB 109 Requests		65,502,190	66,135,033	66,804,346	67,355,689	67,972,767

Department	Description of Services	Amount Requested for Other AB 109-related Activities				
		FY 22/23	FY 23/24	FY 24/25	FY 25/26	FY 26/27
Sheriff	Additional public safety costs for jail operations	37,808,407	39,504,011	41,252,179	43,054,540	44,912,775
Probation (4)	Mandated processing of offenders within Adult Court for AB 109 / PRCS / Mandatory Supervision offenders	6,250,882	6,221,197	6,223,890	6,187,523	6,168,977
HCA (In/Post Custody)						
District Attorney	AB 109 Task Force expansion of services	1,370,796	1,353,817	1,354,772	1,342,240	1,337,928
Public Defender						
Local Law Enforcement						
Reentry Services/CCP Approved Projects						
Total Indirect AB 109 Requests		45,430,085	47,079,025	48,830,841	50,584,303	52,419,680

Department	FY 20/21 ACTUALS	FY 21/22 (ESTIMATED)	Total Requested					
			FY 22/23	FY 23/24	FY 24/25	FY 25/26	FY 26/27	
Sheriff	51,115,267	53,362,850	54,696,921	56,392,525	58,140,693	59,943,054	61,801,289	
Probation (1)	17,506,095	18,275,853	22,746,478	22,626,115	22,642,993	22,533,275	22,497,183	
HCA (In/Post Custody)	19,617,135	20,479,717	23,079,120	23,656,098	24,129,220	24,611,805	25,104,041	
District Attorney (1)	1,323,005	1,381,180	3,418,127	3,384,580	3,392,719	3,370,133	3,366,687	
Public Defender	1,616,076	1,687,137	2,142,556	2,170,201	2,208,885	2,224,434	2,232,204	
Local Law Enforcement (2)	1,860,767	1,942,586	1,999,576	2,058,105	2,118,156	2,179,707	2,242,675	
CEO / CCP Coordinator / Support	-	-	-	-	-	-	-	
Reentry Services / CCP Approved Projects (3)	-	7,633,842	2,849,497	2,926,434	3,002,521	3,077,584	3,148,368	
TOTAL AB 109 FUNDING REQUESTS		93,038,345	104,763,164	110,932,275	113,214,058	115,635,187	117,939,992	120,392,447
ESTIMATED AB 109 FUNDING AVAILABLE		93,038,345	104,763,164	102,828,316	105,831,689	108,910,297	112,062,944	115,282,095
Variance Between Requests & Available Funding (Over)/Under		-	-	(8,103,959)	(7,382,369)	(6,724,890)	(5,877,048)	(5,110,352)

- Notes:**
- (1) Funding request includes AB 109 Task Force.
 - (2) Amount requested for Local Law Enforcement is set at 2% of the estimated AB 109 funding.
 - (3) Assumes entire growth amounts are bring distributed for Reentry Services and CCP Approved Projects.
 - (4) Adult Court Unit AB 109-related activities are currently funded by Net County Cost.



Public Safety Realignment in Orange County

AB 109 Quarterly Report July to September 2021

Prepared by:

Orange County Community Corrections Partnership



VISION STATEMENT

"Enhancing the quality of life of Orange County residents by promoting public safety, reducing recidivism and creating safer communities."

MISSION STATEMENT

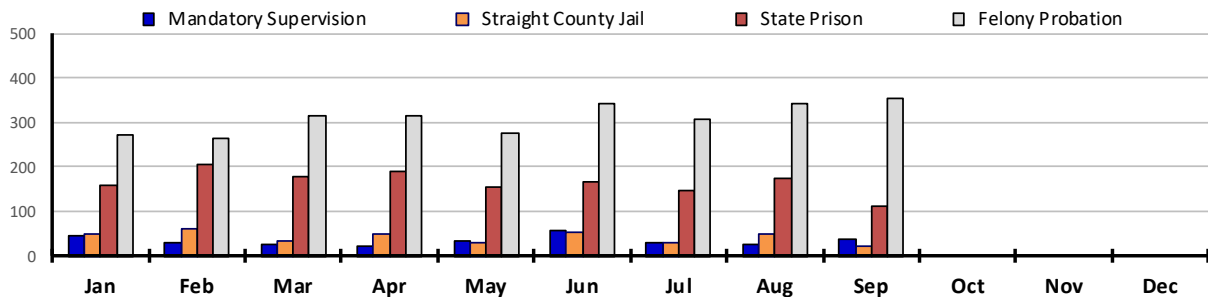
The **Mission** of the Orange County Community Corrections Partnership is to enhance public safety by holding offenders accountable and reducing recidivism by utilizing fiscally responsible, quantifiable, evidenced based and promising practices that support victims and community restoration.



I. FILINGS

Measure	Monthly Average	CY 2021	Q1			Q2			Q3			Q4		
			Jan	Feb	Mar	Apr	May	Jun	Jul	Aug	Sep	Oct	Nov	Dec
Felony Filings	1,073	9,661	933	1,094	1,237	1,205	1,009	1,103	998	1,015	1,067			

II. INITIAL SENTENCING



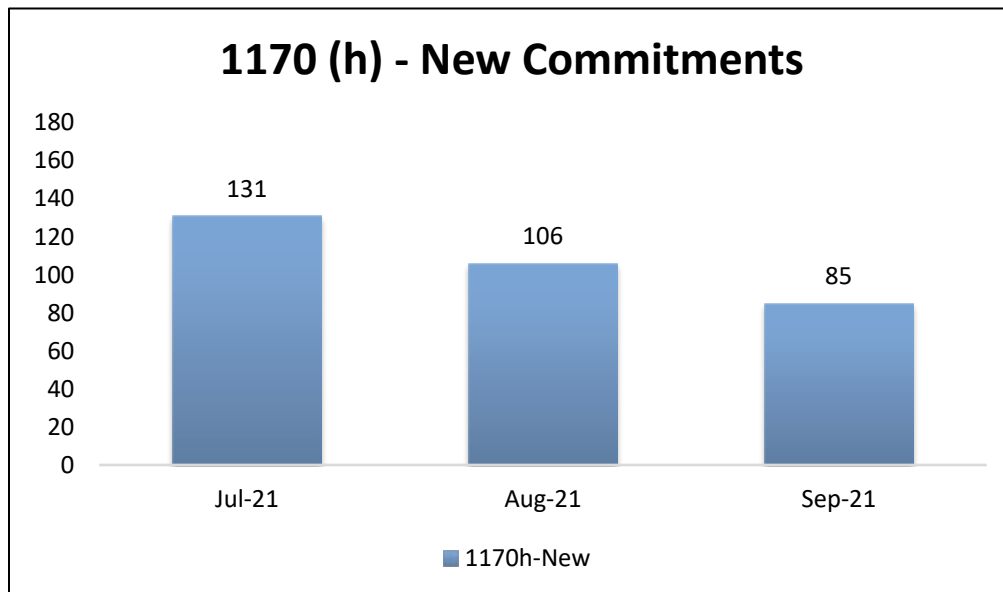
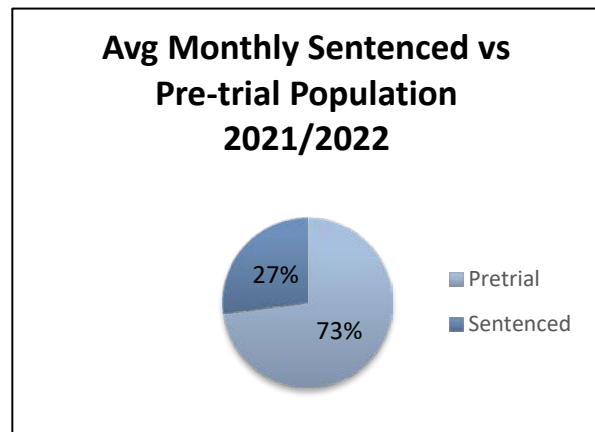
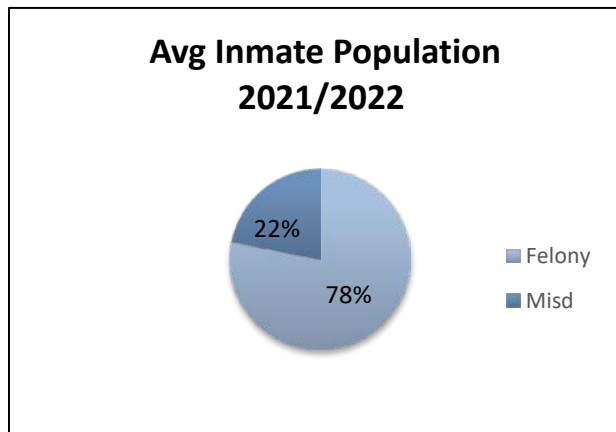
Sentencing Type	%	Month Avg	CY 2021	Q1			Q2			Q3			Q4		
				Jan	Feb	Mar	Apr	May	Jun	Jul	Aug	Sep	Oct	Nov	Dec
A. Mandatory Supervision ("split") [PC§1170(h)(5)(b)]	6%	34	305	45	31	24	21	34	55	31	27	37			
B. Straight County Jail [PC§1170(h)(5)(a)]	8%	42	376	47	60	35	50	29	51	31	50	23			
C. State Prison (non PC§1170 eligible)	30%	165	1,482	160	204	176	190	153	167	148	172	112			
D. Felony Probation [PC§1203.1]	56%	309	2,781	272	262	315	316	274	340	307	340	355			
E. TOTAL	100%	549	4,944	524	557	550	577	490	613	517	589	527			

III. PETITIONS /COURT'S MOTIONS TO REVOKE/MODIFY

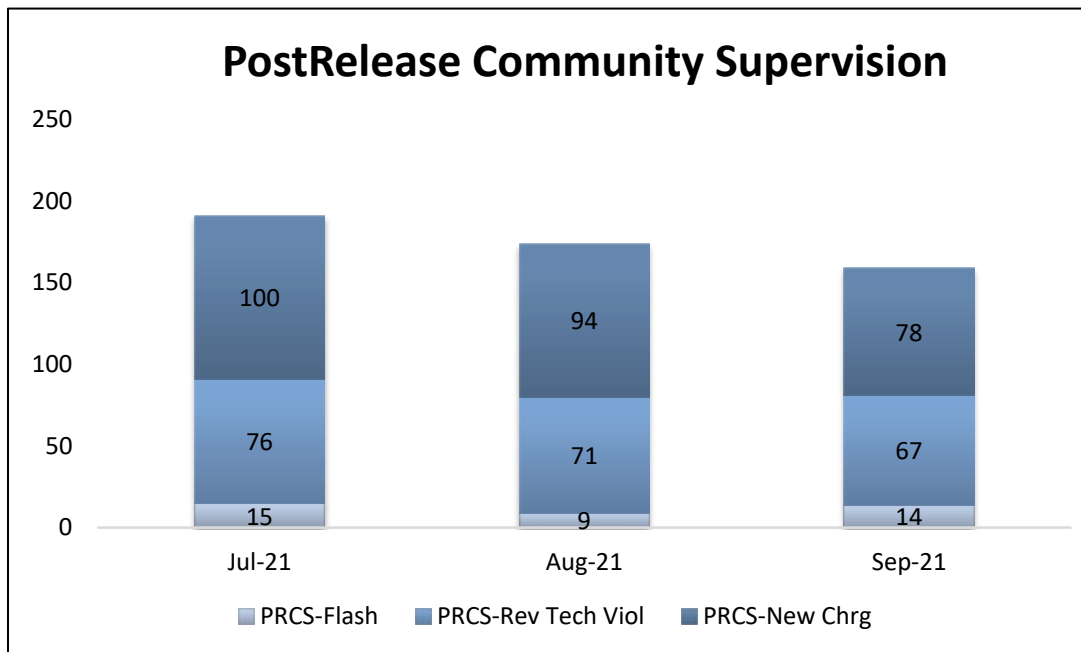
Petitions / Court's Motions	%	Month Avg	CY 2021	Q1			Q2			Q3			Q4		
				Jan	Feb	Mar	Apr	May	Jun	Jul	Aug	Sep	Oct	Nov	Dec
A. Mandatory Supervision ("split")	4%	29	259	12	34	35	27	36	44	34	19	18			
B. Postrelease Community Supv	25%	186	1,675	131	177	220	215	198	215	179	183	157			
C. Parole	4%	27	241	18	27	38	29	27	24	28	23	27			
D. Felony Probation	67%	500	4,498	394	463	536	486	513	601	466	518	521			
o Petitions	27%	197	1,770	156	190	212	217	205	220	182	200	188			
o Court's Motion	41%	303	2,728	238	273	324	269	308	381	284	318	333			
E. TOTAL	100%	741	6,673	555	701	829	757	774	884	707	743	723			



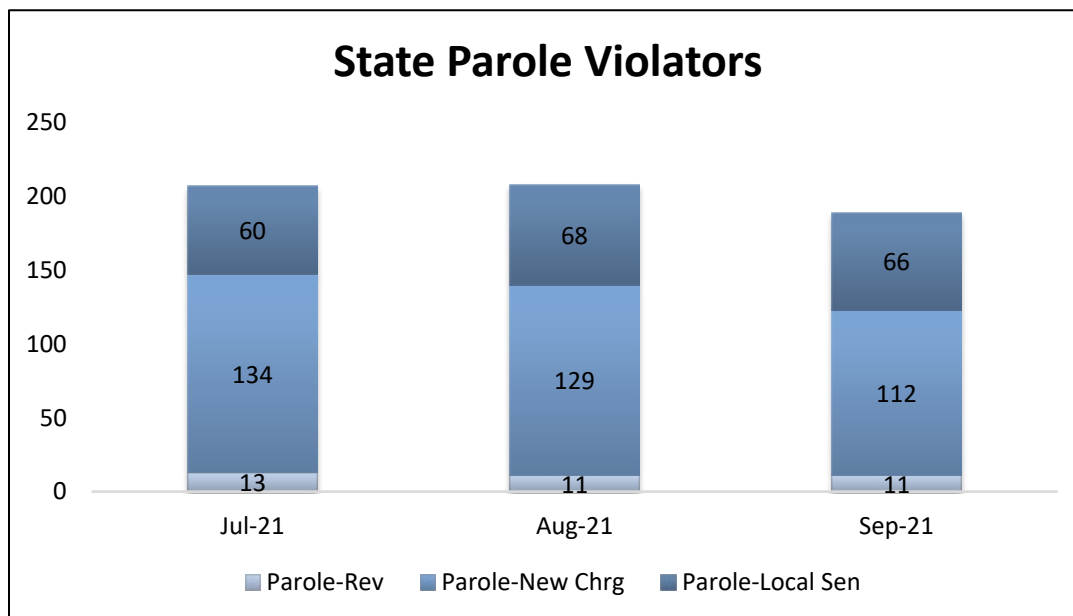
AVG Monthly PRCS Violators Booked	Mental Health Treatment			AVG Monthly Population of PC 1170(h)
	Open Cases	New Cases	Rec. Psy. Drugs	
79.00 per month	1,657	353	1,079	160.00 Serving an average of 189.83 days
Average Length of Stay 91.18	Sick Calls	Dr. Visits	Off Site Dr. Visits	
	11,508	8453	186	



- Total number of PC 1170(h) offenders (non-violent, non-serious, non-sex offenders) sentenced to the Orange County Jails as a new commitment. Includes both straight and split sentences.



- Total number of Post-Release Community Supervision offenders booked on a 1) PC 3454(c) flash incarceration; 2) PC 3455(a) – revoked for technical violation; and 3) for new charges.



- Total number of state parole violators booked on a 1) PC 3056(a) parole violation only; 2) received jail time as a result of a parole revocation hearing; and 3) any new offense(s) including PC 1170(h) charges.



Orange County Public Defender’s Office
Martin Schwarz, Public Defender

The Recidivism Reduction Unit (RRU) continues to make a positive impact in the lives of system-involved individuals. The mission of the RRU remains the preservation of public safety through the reduction of recidivism. Throughout the current health crisis, the unit remained operational providing legal representation and support services to clients both in and out of custody. Resource paralegals and two Recidivism Reduction Advisors (RRA) support the attorneys in the RRU and remain an integral part of our client centered work.

With respect to AB 109 specifically, the overall number of Post release Community Supervision (PCS), Mandatory Supervision (MS), and parole cases remained steady. We continue to have a significant increase in referrals and community partners.

For this quarter of 2021, the Public Defender’s Office handled the following AB 109 matters:

PCS Cases Opened	MS Cases Opened	Parole Cases Opened	Total Court Appearances (includes PCS, MS and Parole)	Contested Hearings
547	137	79	1,431	12

Recidivism Reduction Advisors (RRA)

Our RRAs manage significant caseloads and work closely with individuals who might otherwise find it difficult to navigate the systems necessary to secure resources. RRAs partner with other county agencies including the Probation Department, Health Care Agency and the Orange County Sheriff’s Department to improve communication and delivery of services to these clients. The COVID-19 crisis produced significant obstacles for our AB 109 clients. The RRAs maintained communication with other stakeholders steering clients through these rapidly changing systems and identifying gaps when appropriate.

In particular, RRAs remained instrumental in securing in-patient SUD programs for incarcerated AB 109 clients. In order to be placed in a CalOptima funded treatment bed, clients must be assessed with the ASAM tool to determine the level of appropriate medical treatment. RRAs continued to conduct the ASAM for our clients in custody and work with HCA to locate appropriate treatment options. RRAs locate placement for SUD treatment beds as well as transitional housing for clients who suffer from Serious and Persistent Mental Illness (SPMI). They identify barriers and work with other agencies to resolve these issues. Housing, access to MAT treatment, SSA benefits and transportation are just a few of the issues the RRA’s have worked to address during this challenging time.

For this quarter of 2021, the RRAs handled the following contacts:

Client Contact	Program and Service Referrals	Obtaining Valid Forms of Identification
643	54	281



Orange County Public Defender's Office
Martin Schwarz, Public Defender

Throughout this quarter of 2021, our paralegals and support staff continue to provide the following assistance to our clients:

- Assisted our clients with obtaining valid forms of identification, including driver's licenses and birth certificates required to obtain employment, housing, and transportation.
- Helped our clients enroll in programs for family reunification services.
- Worked with our clients to obtain immigration documents to help them obtain citizenship.
- Obtained General Relief benefits, food stamps, Medi-Cal, and other forms of government assistance for our clients.
- Helped our clients obtain treatment, including sober living and drug and alcohol rehabilitation services.
- Assisted our clients with receiving mental health service.
- Helped our clients to receive veteran benefits and assistance.

In order to meet the mandates of new legislation and the challenges of the pandemic, the Public Defender's Recidivism Reduction Unit incorporated new practices into their core functions during this first quarter of 2021. We continue to address the needs of our AB 109 clients as well as others needing reentry support. The COVID-19 crisis presented challenges as well as opportunities to bridge systems and increase the communication between agencies. We will continue to build on these opportunities in order to reduce the barriers that prevent our clients from fully reintegrating into the community.

Lastly, with assistance from our lawyers, paralegals, and support staff, our clients have been able to make strides towards creating stability and reducing recidivism. The Public Defender's Office continues to collaborate with our system partners to obtain positive outcomes including obtaining employment, locating housing, and receiving treatment for substance use disorders and mental health diagnosis.

**Total Population Analysis**

In the 3rd quarter of 2021, the Orange County District Attorney's (OCDA) Office handled a total of 735 petitions for a violation of AB 109 supervision. The 735 petitions were for a total of 556 different defendants. Of the 556 defendants, 461 (83%) were repeat offenders, having received at least 1 prior petition. 224 (40%) had at least 5 prior petitions, and 95 (17%) had more than 10 prior petitions.

Additionally, in the 3rd quarter of 2021, the OCDA filed 1,073 new criminal cases – 445 felony (41%), 628 misdemeanor (59%) – against a total of 880 defendants who are currently or previously on AB 109 supervision. Auto theft charges were the most common new felony filed against an AB 109 (56 cases), followed by narcotics charges (54 cases). Weapons, burglary and assault charges remained common as well.

Overall, PRCS defendants remained the largest population of violators, and they were most likely to commit new offenses.

The following pages of this report break down the above statistics by form of supervision – mandatory supervision, PRCS, and parole.

	3rd Quarter	YTD 2021	Projected 2021	Projected Change 2020 to 2021	2020	2019	2018
# Defendants	556	1303	1737	0%	1740	2164	2106
# Grants/Cases	582	1390	1853	1%	1840	2290	2217
# Petitions	735	3021	4028	24%	3249	4351	4426

# of Prior Petitions	No Priors	1	2	3	4	5	6-10	11-15	More than 15
# Defendants this Quarter	95	88	61	54	34	36	93	66	29
# Defendants this Year	235	187	140	113	85	93	237	139	74

	3rd Quarter	YTD 2021	Projected 2021	Projected Change 2020 to 2021	2020	2019	2018
New Crime							
# of Defendants	880	2663	3511	18%	2971	3391	3652
Filed Cases	1073	4849	6465	7%	6029	7248	7882

*This data is live and is constantly being added to and corrected. Past reported numbers change because cases are constantly being edited.

**Mandatory Supervision Violation Analysis**

In the 3rd quarter of 2021, the OCDA received 173 petitions for a violation of Mandatory Supervision by 132 defendants. Of these defendants, 96 were repeat offenders, having received at least 1 prior petition: 15 defendants had more than 5 petitions and 2 had over 10 prior petitions.

	3rd Quarter	YTD 2021	Projected 2021	Projected Change 2020 to 2021	2020	2019	2018
# Defendants	132	300	400	12%	356	472	475
# Grants/Cases	158	387	516	14%	454	599	577
# Petitions	173	570	760	29%	588	855	876

# of Prior Petitions	No Priors	1	2	3	4	5	6-10	11-15	More than 15
# Defendants this Quarter	36	36	18	14	8	5	13	1	1
# Defendants this Year	94	71	41	30	22	19	20	2	1

Average Sentence for Sustained Violation: 6 months LOCAL

New Crime Analysis

In the 3rd quarter of 2021, the OCDA filed 323 new criminal cases (137 felonies and 186 misdemeanors) against 260 defendants currently or previously on Mandatory Supervision. These new cases include felony charges of Narcotics Sales, Auto Theft, and Burglary.

New Crime	3rd Quarter	YTD 2021	Projected 2021	Projected Change 2020 to 2021	2020	2019	2018
# of Defendants	260	773	1031	21%	853	1069	1184
Filed Cases	323	1452	1936	6%	1818	2381	2714

Felony Case Breakdown (Count 1)	
NAR SALES	33
AUTO THEFT	27
BURGLARY	14
WEAPONS	12
FRAUD	11
NAR POSS	10
OTHER	30

New Offense Rates for 3rd Quarter:

2020 -	New offense w/in 1 yr of supervision	<u>75%</u>
2018 -	New offense w/in 3 yrs of supervision	<u>85%</u>
2016 -	New offense w/in 5 yrs of supervision	<u>79%</u>

** Rates are for defendants placed on supervision during the 3rd Q 2020 with new offenses between 7/1/2020 and 9/30/21, 3rd Q 2018 with new offense between 7/1/2018 and 9/30/21, and 3rd Q 2016 with new offenses between 7/1/2016 and 9/30/2021.*

Average time between being placed on Supervision and
first date of violation for a new crime 281

**Post Release Community Supervision Violation Analysis**

In the 3rd quarter of 2021, the OCDA received 490 petitions for a violation of PRCS by 354 defendants. Of these defendants, 319 were repeat offenders, having received at least 1 prior petition: 150 defendants had over 5 petitions and 83 had over 10 prior petitions.

	3rd Quarter	YTD 2021	Projected 2021	Projected Change 2020 to 2021	2020	2019	2018
# Defendants	354	834	1112	4%	1068	1233	1219
# Grants/Cases	354	834	1112	4%	1071	1236	1229
# Petitions	490	2212	2949	32%	2226	2810	2939

# of Prior Petitions	No Priors	1	2	3	4	5	6-10	11-15	More than 15
# Defendants this Quarter	35	46	36	33	25	29	67	55	28
# Defendants this Year	73	93	87	72	59	66	193	122	69

Average Sentence for Sustained Violation: 126 Days Jail

New Crime Analysis

In the 3rd quarter of 2021, the OCDA filed 532 new criminal cases (212 felonies and 320 misdemeanors) against 444 defendants currently or previously on PRCS. These new cases include felony charges of Narcotics Sales, Weapons, and Auto theft.

New Crime	3rd Quarter	YTD 2021	Projected 2021	Projected Change 2020 to 2021	2020	2019	2018
# of Defendants	444	1334	1779	18%	1506	1637	1778
Filed Cases	532	2374	3165	9%	2897	3275	3620

Felony Case Breakdown (Count 1)	
NAR SALES	34
WEAPONS	25
AUTO THEFT	23
BURGLARY	20
ASSAULT	15
THEFT	11
OTHER	72

New Offense Rates for 1st Quarter:

2020 - New offense w/in 1 yr of supervision	<u>56%</u>
2018 - New offense w/in 3 yrs of supervisio	<u>73%</u>
2016 - New offense w/in 5 yrs of supervisio	<u>75%</u>

** Rates are for defendants placed on supervision during the 3rd Q 2020 with new offenses between 7/1/2020 and 9/30/21, 3rd Q 2018 with new offense between 7/1/2018 and 9/30/21, and 3rd Q 2016 with new offenses between 7/1/2016 and 9/30/2021.*

Average time between being placed on Supervision and
first date of violation for a new crime 404 days

**Parole Violation Analysis**

In the 3rd quarter of 2021, the OCDA received 72 petitions for a violation of Parole by 70 defendants. Of these defendants, 46 were repeat offenders, having received at least 1 prior petition: 23 defendants had more than 5 petitions and 10 had over 10 prior petitions.

	3rd Quarter	YTD 2021	Projected 2021	Projected Change 2019 to 2020	2020	2019	2018
# Defendants	70	169	225	-29%	316	459	412
# Grants/Cases	70	169	225	-28%	315	455	411
# Petitions	72	239	319	-27%	435	686	611

# of Prior Petitions	No Priors	1	2	3	4	5	6-10	11-15	More than 15
# Defendants this Quarter	24	6	7	7	1	2	13	10	0
# Defendants this Year	68	23	12	11	4	8	24	15	4

Average Sentence for Sustained Violation: 125 days JAIL

New Crime Analysis

In the 3rd quarter of 2021, the OCDA filed 218 new criminal cases (96 felonies and 122 misdemeanors) against 176 defendants currently or previously on Parole. These new cases include felony charges of Weapons and Narcotic Sales and Assault.

New Crime	3rd Quarter	YTD 2021	Projected 2021	Projected Change 2020 to 2021	2020	2019	2018
# of Defendants	176	526	701	15%	612	685	690
Filed Cases	218	1023	1364	4%	1314	1592	1548

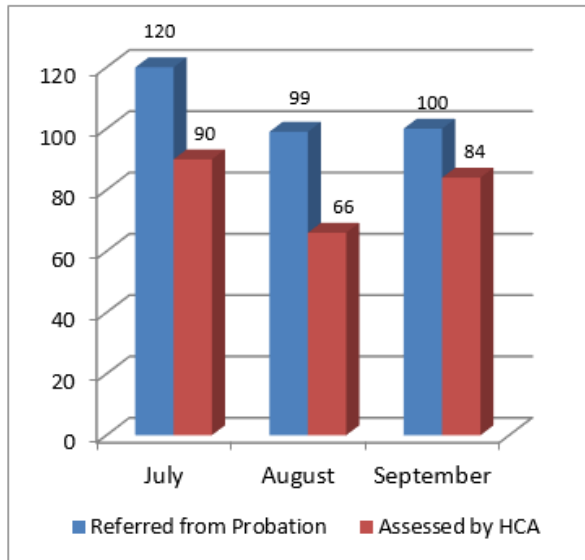
Felony Case Breakdown (Count 1)	
WEAPONS	16
NAR SALES	11
ASSAULT	10
BURGLARY	8
AUTO THEFT	6



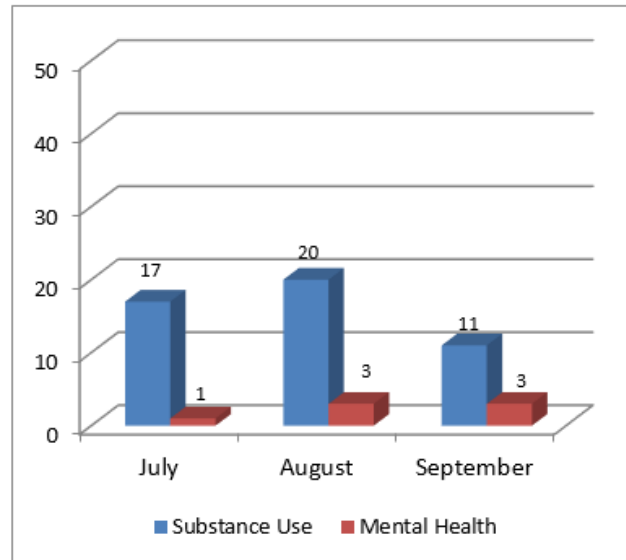
Behavioral Health Services

Referrals and Admissions

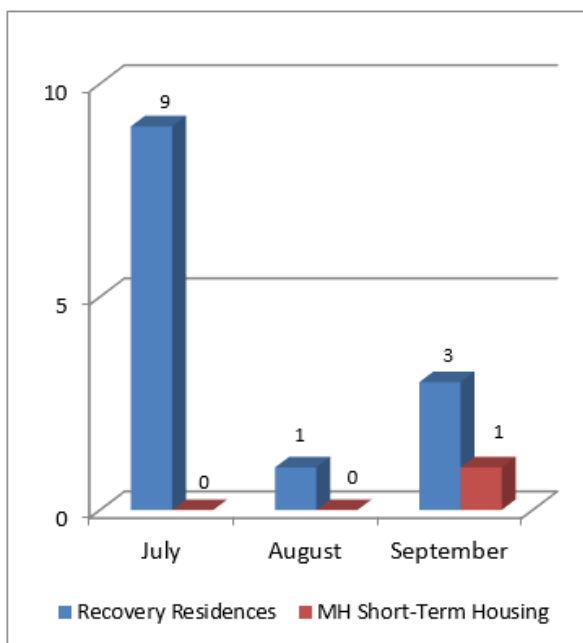
Probation Referrals & HCA Assessments



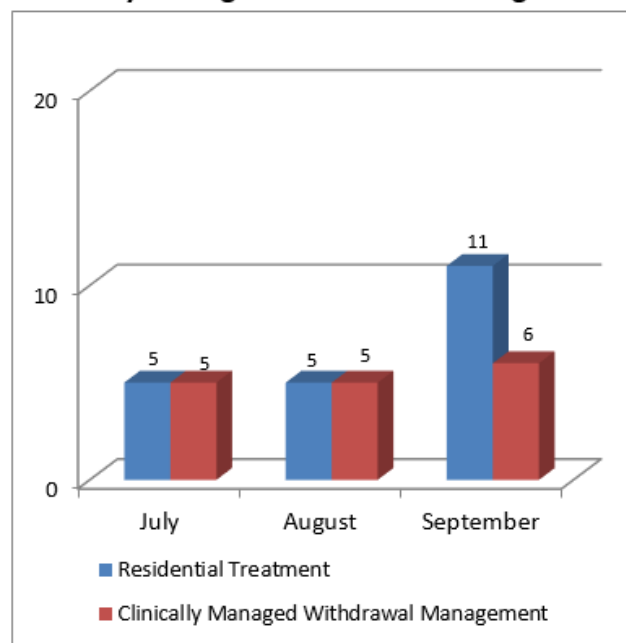
Admitted to Outpatient Treatment



Admitted to Housing



Admitted to Residential Treatment & Clinically Managed Withdrawal Management





HCA AB 109 Referrals and Admissions from July – September 2021:

Services	Referrals	Admissions
Outpatient Substance Use Disorder	99	48
Residential Substance Use Disorder	66	21
Clinically Managed Withdrawal Management	24	16
Narcotic Treatment Program/Medication-Assisted Treatment	10	6
Outpatient Mental Health Treatment	11	7
Bridge Psychiatric Services	3	2
Full Service Partnership	5	4
Mental Health Short-Term Housing	3	1
Recovery Residences	6	2

Behavioral Health Services

During this quarter, HCA AB 109 screeners continued to be available on site at Probation offices to follow up with referrals, screen, and facilitate linkage to appropriate services. Outreach and screening services were provided both telephonically and in-person. On August 27, 2021, the HCA AB 109 Health Program Specialist (HPS) position was filled. The HPS provides administrative support and works closely with contracted providers and other contract monitors to improve communication and increase service coordination. On September 10, 2021, the AB 109 screener position at Anaheim Probation became vacant. HCA coordinated coverage and is working to fill the position as quickly as possible.

During this quarter, Phoenix House began operating its clinically managed withdrawal management services (ASAM 3.2) at the Santa Ana location. Currently, there are four (4) clinically managed withdrawal management programs: Woodglen Recovery, Roque Center, Telecare and Phoenix House. If clients need a higher level of care, they are referred to College Hospital or their local Emergency Room at this time as there is no contract for medically managed withdrawal management services.

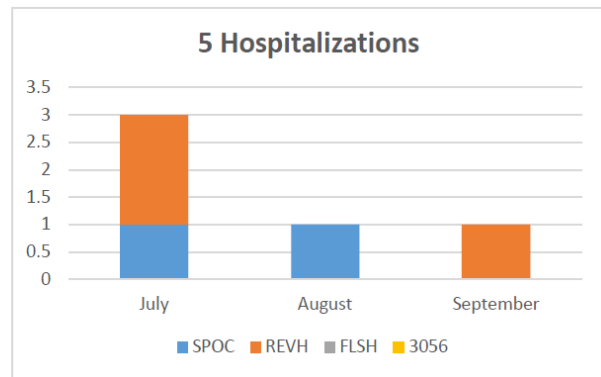
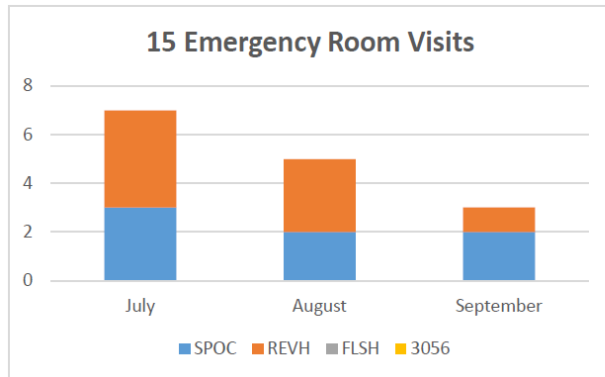
During this quarter, there were 319 referrals received from probation. HCA AB 109 screeners completed 240 assessments and made 227 service referrals. Seventy-nine (79) did not respond to outreach efforts. Of the service referrals, 106 (47%) resulted in admission. Of the service referrals made, 29% were for residential substance use disorder (SUD), 44% for outpatient SUD treatment, 11% for clinically managed withdrawal management, 4% for recovery residences and mental health short-term housing, 6% for outpatient mental health and bridge psychiatric services, 8% for narcotic treatment program and medication-assisted treatment, and 2% for full service partnership services. For service referrals made but did not result in admission, reasons included lack of client follow through with scheduled appointment, client absconded, or client was incarcerated prior to intake appointment. When a client does not enroll in services, HCA AB 109 team works closely with probation officer to engage the client in services.



Correctional Health Services

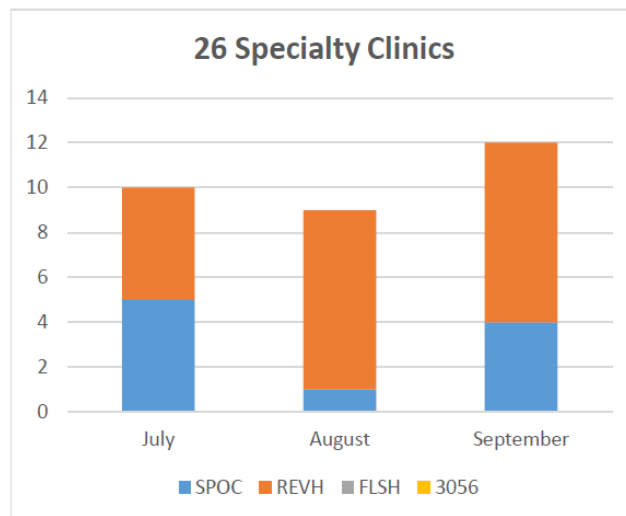
Vivitrol Administration, Emergency Room, and Hospitalizations

Correctional Health Services' staff administered zero (0) Vivitrol in the third quarter of 2021. A total of twenty (20) AB 109 inmates were either hospitalized or treated in the Emergency Department. There was an increase from the previous quarter.



Specialty Clinics

All primary care physician services are provided within the jail; however, when an AB 109 inmate needs specialty services, they are transported to specialty medical clinics off-site (such as, Cardiology, Nephrology, Oncology, OB, Surgery, etc.). There are currently 26 specialty clinic services available with 31 clinic visits completed during the 3rd quarter of 2021 for AB 109 inmates specifically. This equates to approximately 5% of the total specialty clinic services for this quarter.





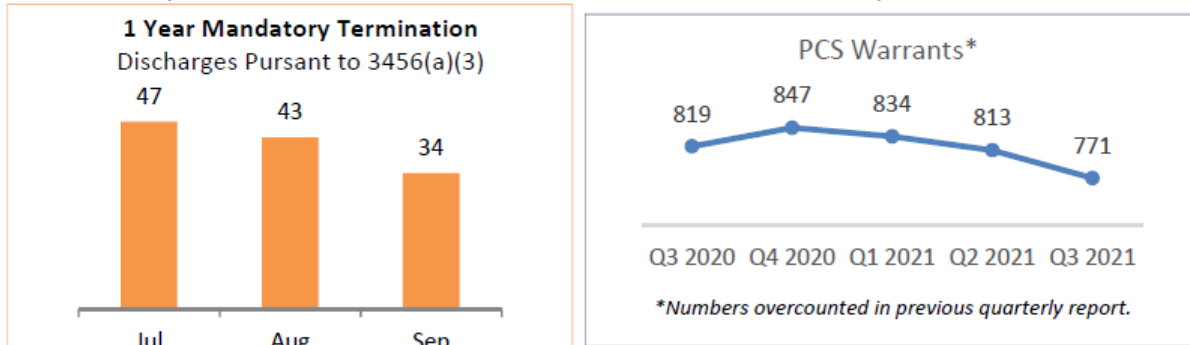
AB109 Type:	SPOC	REVH	FLSH	TOTAL PER CLINIC
<i>TOTAL NUMBER OF APPTS</i>	10	21	0	
CARDIOLOGY	1	4	0	5
DERMATOLOGY	0	0	0	0
ECHOCARDIOGRAM	0	0	0	0
EEG	0	0	0	0
ENT	0	0	0	0
ENDOCRINOLOGY	0	0	0	0
GASTROENTEROLOGY	0	1	0	1
GENERAL SURGERY	0	0	0	0
NEPHROLOGY	0	2	0	2
NEUROLOGY	1	0	0	1
NUCLEAR MEDICINE	0	0	0	0
HEMATOLOGY/ONCOLOGY	0	0	0	0
INTERVENTIONAL RADIOLOGY	0	0	0	0
OPHTHALMOLOGY	0	0	0	0
ORAL SURGERY	0	0	0	0
ORTHOPEDICS	4	11	0	15
OTHER	1	0	0	1
PET SCAN	0	0	0	0
PHYSICAL THERAPY	1	0	0	1
RADIOLOGY	1	1	0	2
ULTRASOUND	1	2	0	3
UROLOGY	0	0	0	0
				31

In-custody Correctional Health Services triages and screens every AB 109 inmate in the jail to determine their medical and mental health needs and subsequent treatment and medication plan. The volume of patients is reflected in the Sheriff's section of this report, as all in-custody inmates on the Sheriff's census are also managed by in-custody healthcare staff.



Since the inception of AB 109 through September 30, 2021, OC Probation has supervised 10,397 former state prisoners.

As of September 30, 2021, 1006 individuals were on PCS active supervision.



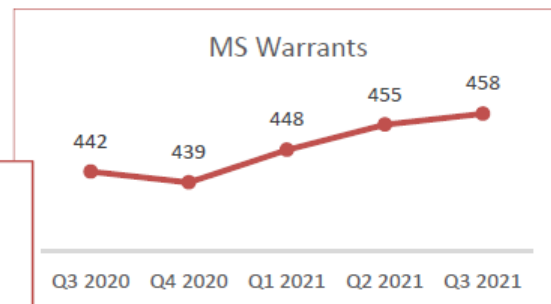
PCS individuals without custodial sanctions are mandatorily discharged after one year. During the third quarter of 2021, 124 individuals were released on one-year mandatory terminations.

PCS Controlling Offense (All Felonies)	Person	Property	Drug	Weapons	Other
	13%	32%	30%	9%	15%

Mandatory Supervision

Individuals with MS Convictions from October 1, 2011 through September 30, 2021 = 4,485

Mandatory Supervision (MS) individuals are offenders sentenced under PC § 1170(h) who receive jail time followed by supervision. During the third quarter of 2021, 74 individuals were sentenced to MS. In addition, 54 individuals were sentenced but are still in Orange County Jails – once released, OC Probation will supervise them.



As of September 2021, 363 individuals are actively supervised while 458 individuals are on active warrant.

Day Reporting Centers (DRC)

July 1, 2021 – September 30, 2021

90 Program Referrals*		47 Program Entries*		67 Program Discharges*	
Referral Reason (%)		Risk Level at Entry (%)		Phase at Exit 1-3 (%)	
Benefit to Participant	36%	High	83%	1	19%
Sanction	11%	Medium	15%	2	70%
Both	8%	Low	2%	3	11%
Unknown	45%	Not Assessed	0%		

* Referrals, entries, and discharges were affected by the COVID-19 pandemic.

FY 20-21 AB 109 Balances

		A	B	C	D	E	F
Department	% Base Allocation	Prior Year's Unspent Allocation	FY 20-21 BUDGET January Proposed	FY 20-21 BUDGET May Revised	FY 20-21 Base Allocation Received	FY 20-21 Total Disbursed	Balance Forward
Community Corrections (AB 109)				NOTE A	NOTE B		
Sheriff-Coroner	54.9%		51,237,205	44,372,573	50,398,917	(50,398,917)	-
Probation	18.8%		22,145,085	15,196,624	17,260,758	(17,260,758)	-
Health Care Agency	21.1%		19,663,931	17,029,407	19,342,213	(19,342,213)	-
District Attorney	1.4%		1,326,103	1,148,435	1,304,464	(1,304,464)	-
Public Defender	1.7%		1,619,833	1,402,812	1,593,428	(1,593,428)	-
Local Law Enforcement (LLE)	2.0%		1,865,198	1,615,303	1,834,689	(1,834,689)	-
Subtotal dept and LLE		-	97,857,355	80,765,154	91,734,469	(91,734,469)	-
CCP Approved - Reentry Services		4,563,287	2,881,987		-	(86,782)	4,476,505
CEO/CCP Coordination		114,680			-	-	114,680
CCP Approved Projects		191,021			-	(71,031)	119,990
Community Corrections Incentive Funds		1,487,758			200,000	(102,362)	1,585,396
Total		6,356,746	100,739,342	80,765,154	91,934,469	(91,994,644)	6,296,571

NOTE A: May Revised budget with backfill fund was presented and approved by the CCP on 7/23/2020. There was no growth estimated for this year's budget.

NOTE B: FY 20-21 Base Allocation Received included \$5.7M backfill revenue and \$86M base.

FY 21-22 CCP Approved Projects

TABLE 1

Project Description FY 21-22	AB 109 Funding for Approved Projects
	COMMITTED
Carryover from FY 20-21	4,476,505
Total Funds Available	4,476,505
Dedicated Bridge Housing for Reentry Population	(500,000)
Reentry Services	(3,959,183)
H.I.R.E. Resource Fair	(10,000)
Total Committed Projects	(4,469,183)
Estimated Remaining Balance	7,322

Note 1

The remaining balances from the projects that were completed as of 6/30/21 were reassigned back into the AB 109 Funding for Approved Projects pot, which included the Court's Standardizing Policy and Procedures Manuals project.

Note 2

The remaining balances from the projects that were completed as of 6/30/21 were reassigned back into the CCP Planning/BSCC Survey pot, which included the Public Defender's CSUF Evaluation of Recidivism Reduction Advisors project.

TABLE 2

Project Description FY 21-22	CCP Planning / BSCC Survey
	COMMITTED
Carryover from FY 20-21	1,820,066
BSCC Funds Expected in FY 21-22	200,000
Total Funds Available	2,020,066
CCP Coordinator	(75,000)
Research & Planning	(54,990)
Total Committed Projects	(129,990)
Estimated Remaining Balance	1,890,076

Note 2



AB109 Monthly Stats September 2021

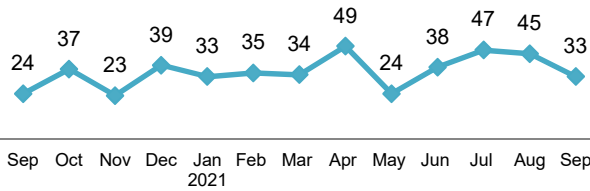
Postrelease Community Supervision (PCS)

Releases from Prison*

from 10/1/11 - 9/30/21 = 10,397

2021 YTD = 338

2021 Monthly Avg = 38



PCS Active Supervision

(Excludes Warrants)

• 1006

Warrants

253

518

771

•ICE

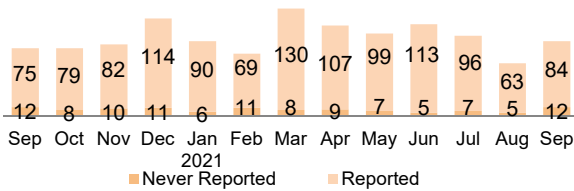
•PCS

•Total

Warrants*

2021 YTD = 921

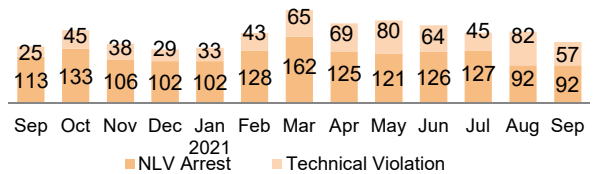
2021 Monthly Avg = 102



Revocations*

2021 YTD = 1613

2021 Monthly Avg = 179

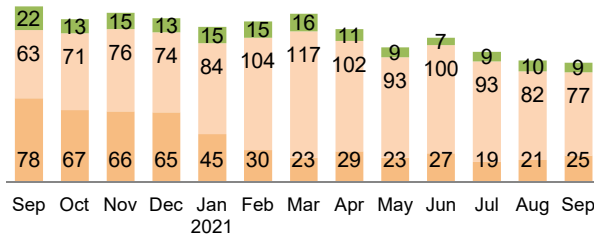


Day Reporting Center Participants

2021 Monthly Avg = 133

2021 Monthly Avg: (AB109 = 47, GenSup = 86)

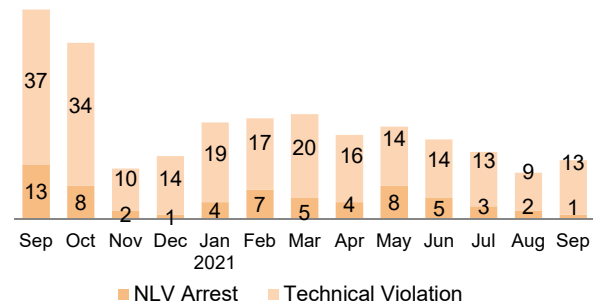
■ Phase 1 ■ Phase 2 ■ Phase 3



Flash Incarcerations*

2021 Monthly Avg = 19

2020 Monthly Avg = 21



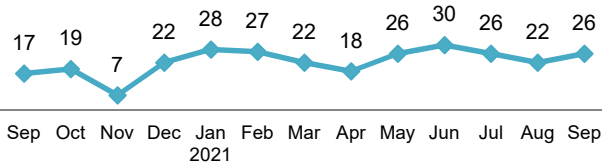
Mandatory Supervision (MS)

Individuals with MS Convictions*

from 10/1/11 - 9/30/21 = 4,485

2021 YTD = 225

2021 Monthly Avg = 25



MS Active Supervision

(Excludes Warrants)

• 363

Warrants

458

September Flash Incarcerations

1