

# AGENDA

## REGULAR MEETING ORANGE COUNTY COMMUNITY CORRECTIONS PARTNERSHIP

Thursday, July 22, 2021, 2:00 P.M.



### MEETING HELD BY ZOOM AND TELECONFERENCE ONLY

**\*\*Pursuant to the provisions of California Governor's Executive Order N-29-20 issued on March 17, 2020, as amended by California Governor's Executive Order N-08-21 issued on June 11, 2021, this meeting will be held by Zoom and teleconference.**

**Members of the public may attend and participate by following the instructions below.\*\***

**STEVE SENTMAN, Chair**  
Chief Probation Officer

**DON BARNES**  
Sheriff-Coroner

**TOM DARÉ**  
Chief of Police, Garden Grove

**JEFF NAGEL**  
Health Care Agency

**MARTIN SCHWARZ**  
Public Defender

**TODD SPITZER**  
District Attorney

*The Orange County Community Corrections Partnership welcomes you to this meeting. This agenda contains a brief general description of each item to be considered. The Partnership encourages your participation. If you wish to speak on an item contained in the agenda, please press \*9 following the Chair's invitation from the public to speak. Once acknowledged and prompted by the Chair or Clerk, you may begin to speak. Except as otherwise provided by law, no action shall be taken on any item not appearing in the agenda. When addressing the Partnership, please state your name for the record prior to providing your comments.*

#### **\*\* INSTRUCTIONS FOR ATTENDING THE MEETING BY TELECONFERENCE\*\***

Members of the public may observe and participate in the meeting telephonically. To attend the meeting via teleconference please call:

- iPhone one-tap: US: +16699009128, 814 6466 5289# Passcode 293182 or +13462487799, 814 6466 5289# Passcode 293182 or
- Telephone: Dial (for higher quality, dial a number based on your current location): US: +1 669 900 9128 or +1 253 215 8782 or +1 346 248 7799 or +1 301 715 8592 or +1 312 626 6799 or +1 646 558 8656

**Webinar ID:** 814 6466 5289 Passcode 293182 (once you enter this code, you should be automatically connected to the call; you will remain on the line until meeting begins).

<https://us02web.zoom.us/j/81464665289?pwd=enRhWjIwL3R3RjJkMkt3Y0dWaEILdz09>

**\*\*In compliance with the Americans with Disabilities Act, those requiring accommodation for this meeting should notify the Clerk of the Board's Office 72 hours prior to the meeting at (714) 834-2206\*\***

# AGENDA

*All supporting documentation is available for public review in the office of the Clerk of the Board of Supervisors located in the Hall of Administration Building, 333 W. Santa Ana Blvd., 10 Civic Center Plaza, Room 465, Santa Ana, California 92701 during regular business hours, 8:00 a.m. - 5:00 p.m., Monday through Friday.*

## ADMINISTRATIVE MATTERS: (Items 1 - 5)

*At this time, members of the public may ask the Partnership to be heard on the following items as those items are called.*

1. Welcome and Introductions
2. Discussion of State audit on AB 109
3. Discussion and approval of project to be funded with FY 2021-22 Public Safety Realignment: H.I.R.E. Resource Fair (Community-based Organization - \$10,000)
4. Receive and file Quarterly Report for April – June 2021
5. Realignment Updates:
  - CCP Coordinator
  - Probation
  - Sheriff
  - District Attorney
  - Public Defender
  - Courts
  - Health Care/Mental Health
  - Local Law Enforcement
  - Board of Supervisors
  - Social Services
  - OC Community Resources
  - OC Department of Education
  - Community-Based Organization (Representative)
  - Waymakers (Victims Representative)

## PUBLIC & PARTNERSHIP COMMENTS:

*At this time members of the public may address the Orange County Community Corrections Partnership on any matter not on the agenda but within the jurisdiction of the Partnership. The Partnership or Chair may limit the length of time each individual may have to address the Partnership.*

## PUBLIC COMMENTS:

## PARTNERSHIP COMMENTS:

## ADJOURNMENT

## NEXT MEETING:

October 28, 2021 Regular Meeting, 2:00 P.M.

**AGENDA – ORANGE COUNTY COMMUNITY CORRECTIONS PARTNERSHIP, July 22, 2021**



***2011 Realignment – Community Corrections (AB109)  
Reentry Services/Other Projects for CCP Approval***

**FUNDING REQUEST FORM**

Please complete and submit your completed requests to Dat Thomas of the County Executive Office at [dat.thomas@ocgov.com](mailto:dat.thomas@ocgov.com).

<b>Project Title:</b>	<b>H.I.R.E. Resource Fair</b>		
<b>Total Funding Requested:</b>	<b>\$10,000</b>	<b>Fiscal Year(s) Covered:</b>	<b>2021</b>

**Requesting Agency:** **Charitable Ventures / H.I.R.E.**

**Contact Name:** **Meghan Medlin**

**Phone:** **909-418-4648**

**Contact Email:** **[meghan@medlinsolutions.com](mailto:meghan@medlinsolutions.com)**

**Provide a detailed description of the project requested to be funded.**

The Hub for Integration, Reentry & Employment (H.I.R.E.) is a fiscally sponsored project of Charitable Ventures, a 501(c)(3) nonprofit organization. Charitable Ventures was founded in 2007 with the mission to support and empower community leaders through capacity building, sponsorship, and incubation. H.I.R.E. was founded in 2020 in response to the need for integrated services for people being released back to the Orange County Community.

H.I.R.E.'s mission is to maximize the skills and talents of justice-involved youth and adults. We envision a unified Orange County where gaps in social, political, and economic opportunities are eliminated for justice-involved youth and adults. To realize the promise of our mission, we are committed to the following principles: 1. Unify Orange County stakeholders and community members; 2. Use research-informed, and data-driven strategies grounded in equity and justice; 3. Lift the voices of the community.

H.I.R.E. is collaborating with the City of Anaheim's City Council and a number of community organizations to provide a community-wide reentry job and resource fair in mid-September. In previous years, this event was held at the Honda Center in Anaheim and was a huge success. We had over 60 vendors and 300 returning citizens in attendance and additionally have received support from the CCP (as OCREP) to help fund the event.

Please direct all questions to Dat Thomas, CEO Budget Office.  
714.834.2320 or via email at [dat.thomas@ocgov.com](mailto:dat.thomas@ocgov.com)

## ITEM #3.A

The event will be held in a centralized location (Anaheim) with public transportation access making it easier for attendees to access and attend. In addition, it is an "adult-only" event geared towards returning citizens and their immediate families so that people who may have restrictions to being around children are not in violation.

Funding from the CCP would assist with the planning, coordination, logistics and direct costs for the event (e.g., staffing, tables/chairs, decorations, flyers/marketing, bus passes for attendees, etc.).

Coverage of a past resource fair [here](#).

### **Explain how the project supports the OCCCP's Vision and Mission.**

The resource fair meets the OCCCP's vision by connecting returning citizens with the jobs, services, transportation, and legal assistance needed to help reintegrate safely (and successfully) into our communities. In the past, this event has been a county-wide collaboration among community-based providers, employers, educators, and county and government agencies who come together to link clients with services, network with one another and create an overall more unified and safer community.

The CCP's mission to enhance public safety by holding offenders accountable and reducing recidivism through fiscally responsible, quantifiable, evidence-based, and promising practices that support victims and community restoration is met through the unifying of service providers and creating linkages for returning citizens to services and resources in the community that will aid in their successful reentry.

While quantifying actual recidivism reduction due to the event itself is not easily done, research indicates that being linked with identification and important documents, transportation, food, clothing and amenities, childcare and support, legal assistance, federal assistance benefits, bank accounts, technology assistance, employment, housing, and sober living residences can have a profound effect on one's ability to successfully reintegrate. Resource fair attendees will have access to all of these types of services at the event and are able to directly connect with and speak to the organizations and agencies equipped to help them succeed.

### **Explain how the project supports the Community Corrections System of Care.**

The Integrated Services Strategy focuses on a collaborative success strategy for the county's highest utilizers of the corrections system. The resource fair is first and foremost, a collaboration of all community stakeholders for the successful reintegration of local offenders. Any adult who has criminal justice involvement is able to attend the event and get connected with the services they may need.

The Integrated Strategy devotes attention to addressing the underlying issues that the high utilizers have – which include things like employment, mental health, sobriety, housing, and transportation. Attendees will have access to these services in one place making it easier for them to link with the services, ask questions and find out more about them – effectively matching the "no wrong door" approach the strategy seeks to address under the Pillar 4/Reentry. With numerous service providers of all types in attendance, attendees are able to access the organization or service that best suits their individual situation.

**TABLE 1**

Project Description FY 20-21	AB 109 Funding for Approved Projects		Remaining Balance
	BUDGETED	EXPENDED	
Carryover from FY 19-20	4,487,488		4,487,488
			0
<b>Total Funds Available</b>	<b>4,487,488</b>		<b>4,487,488</b>
Dedicated Bridge Housing for Reentry Population	(500,000)	0	(500,000)
Standardizing Policy and Procedures Manuals	(11,000)	(10,983)	(17)
Reentry Services	(3,969,183)	0	(3,969,183)
<b>Total Approved Projects</b>	<b>(4,480,183)</b>	<b>(10,983)</b>	<b>(4,469,200)</b>

Project Description FY 21-22	AB 109 Funding for Approved Projects
	COMMITTED
Carryover from FY 20-21	4,476,505
<b>Total Funds Available</b>	<b>4,476,505</b>
Dedicated Bridge Housing for Reentry Population	(500,000)
Reentry Services	(3,959,183)
<b>Total Committed Projects</b>	<b>(4,459,183)</b>
<b>Remaining Balance</b>	<b>17,322</b>
<b>Proposed Project(s)</b>	
H.I.R.E. Resource Fair	(10,000)
<b>Projected Remaining Balance</b>	<b>7,322</b>

Note 1

**Note 1** The remaining balances from the projects that were completed as of 6/30/21 were reassigned back into the AB 109 Funding for Approved Projects pot, which included the Court's Standardizing Policy and Procedures Manuals project.

**TABLE 2**

Project Description FY 20-21	CCP Planning / BSCC Survey		Remaining Balance
	BUDGETED	EXPENDED	
Carryover from FY 19-20	1,487,758		1,487,758
BSCC Funds Received	200,000		200,000
<b>Total Funds Available</b>	<b>1,687,758</b>		<b>1,687,758</b>
CCP Coordinator	(75,000)	(48,262)	(26,738)
Evaluation of Recidivism Reduction Advisors	(16,110)	(9,090)	(7,020)
Research & Planning	(100,000)	(36,610)	(63,390)
<b>Total Approved Projects</b>	<b>(191,110)</b>	<b>(93,962)</b>	<b>(97,148)</b>

Project Description FY 21-22	CCP Planning / BSCC Survey
	COMMITTED
Carryover from FY 20-21	1,593,796
BSCC Funds Expected	200,000
<b>Total Funds Available</b>	<b>1,793,796</b>
CCP Coordinator	(75,000)
Research & Planning	(63,390)
<b>Total Committed Projects</b>	<b>(138,390)</b>
<b>Remaining Balance</b>	<b>1,655,406</b>

Note 2

**Note 3** The remaining balances from the projects that were completed as of 6/30/21 were reassigned back into the CCP Planning/BSCC Survey pot, which included the Public Defender's CSUF Evaluation of Recidivism Reduction Advisors project.



# Public Safety Realignment in Orange County

---

## *AB 109 Quarterly Report*

*April to June 2021*

Prepared by:

### Orange County Community Corrections Partnership



#### **VISION STATEMENT**

"Enhancing the quality of life of Orange County residents by promoting public safety, reducing recidivism and creating safer communities."

#### **MISSION STATEMENT**

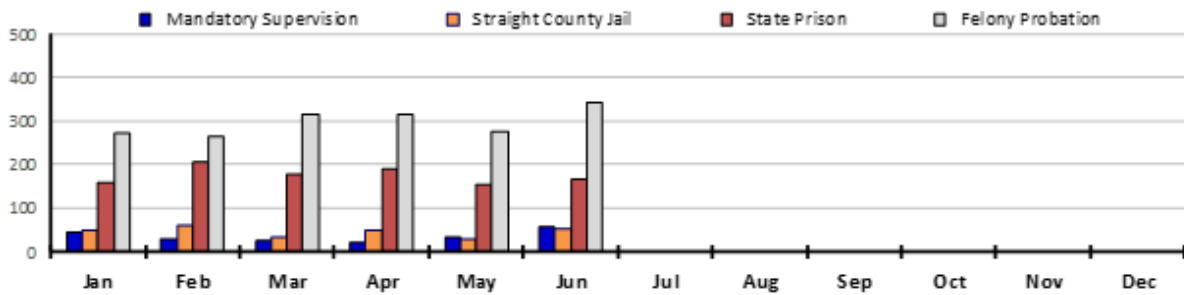
The **Mission** of the Orange County Community Corrections Partnership is to enhance public safety by holding offenders accountable and reducing recidivism by utilizing fiscally responsible, quantifiable, evidenced based and promising practices that support victims and community restoration.



I. FILINGS

Measure	Monthly Average	CY 2021	Q1			Q2			Q3			Q4		
			Jan	Feb	Mar	Apr	May	Jun	Jul	Aug	Sep	Oct	Nov	Dec
Felony Filings	1,100	6,602	933	1,094	1,258	1,205	1,009	1,103						

II. INITIAL SENTENCING



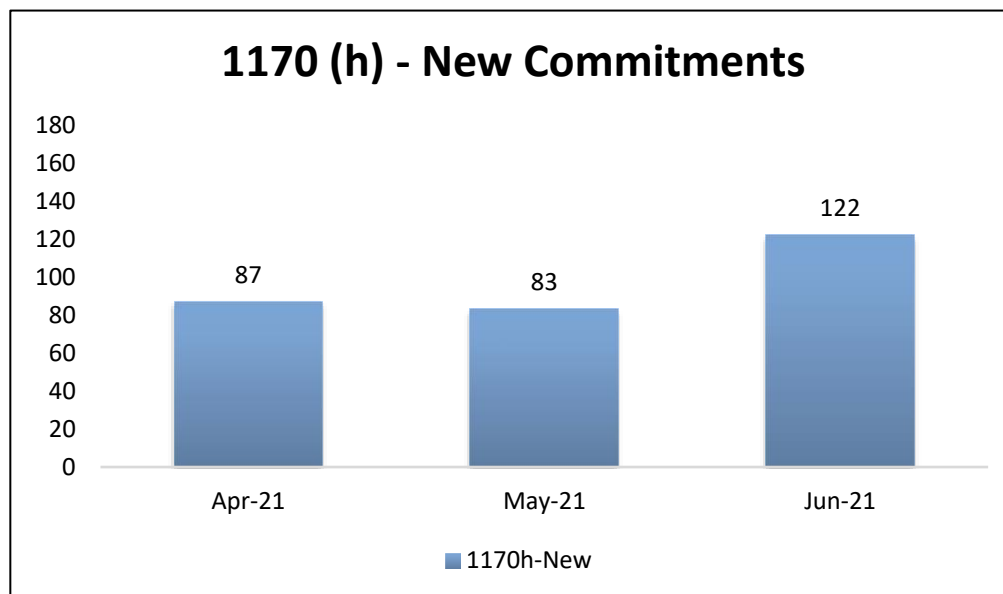
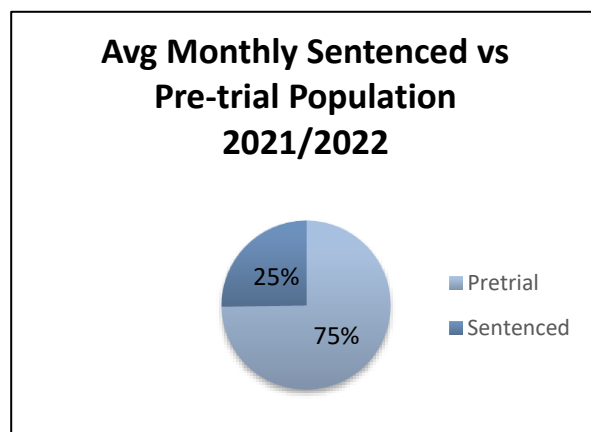
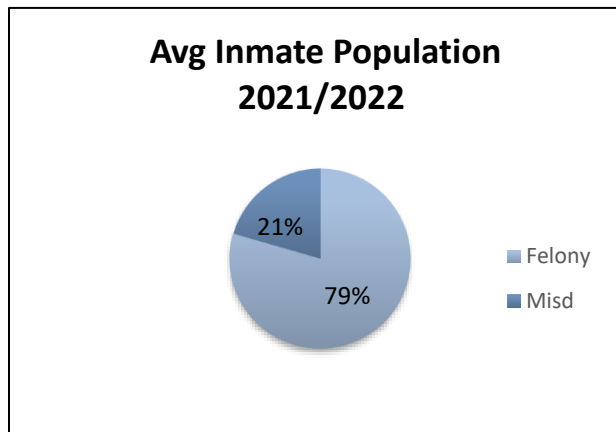
Sentencing Type	Month %	Month Avg	CY 2021	Q1			Q2			Q3			Q4		
				Jan	Feb	Mar	Apr	May	Jun	Jul	Aug	Sep	Oct	Nov	Dec
A. Mandatory Supervision ("split") <i>[PC§1170(h)(5)(b)]</i>	6%	35	210	45	31	24	21	34	55						
B. Straight County Jail <i>[PC§1170(h)(5)(a)]</i>	8%	45	272	47	60	35	50	29	51						
C. State Prison <i>(non PC§1170 eligible)</i>	32%	175	1,050	160	204	176	190	153	167						
D. Felony Probation <i>[PC§1203.1]</i>	54%	297	1,779	272	262	315	316	274	340						
E. TOTAL	100%	552	3,311	524	557	550	577	490	613						

III. PETITIONS /COURT'S MOTIONS TO REVOKE/MODIFY

Petitions / Court's Motions	Month %	Month Avg	CY 2021	Q1			Q2			Q3			Q4		
				Jan	Feb	Mar	Apr	May	Jun	Jul	Aug	Sep	Oct	Nov	Dec
A. Mandatory Supervision ("split")	4%	31	188	12	34	35	27	36	44						
B. Postrelease Community Supv	26%	193	1,156	131	177	220	215	198	215						
C. Parole	4%	27	163	18	27	38	29	27	24						
D. Felony Probation	67%	499	2,993	394	463	536	486	513	601						
o Petitions	27%	200	1,200	156	190	212	217	205	220						
o Court's Motion	40%	299	1,793	238	273	324	269	308	381						
E. TOTAL	100%	750	4,500	555	701	829	757	774	884						

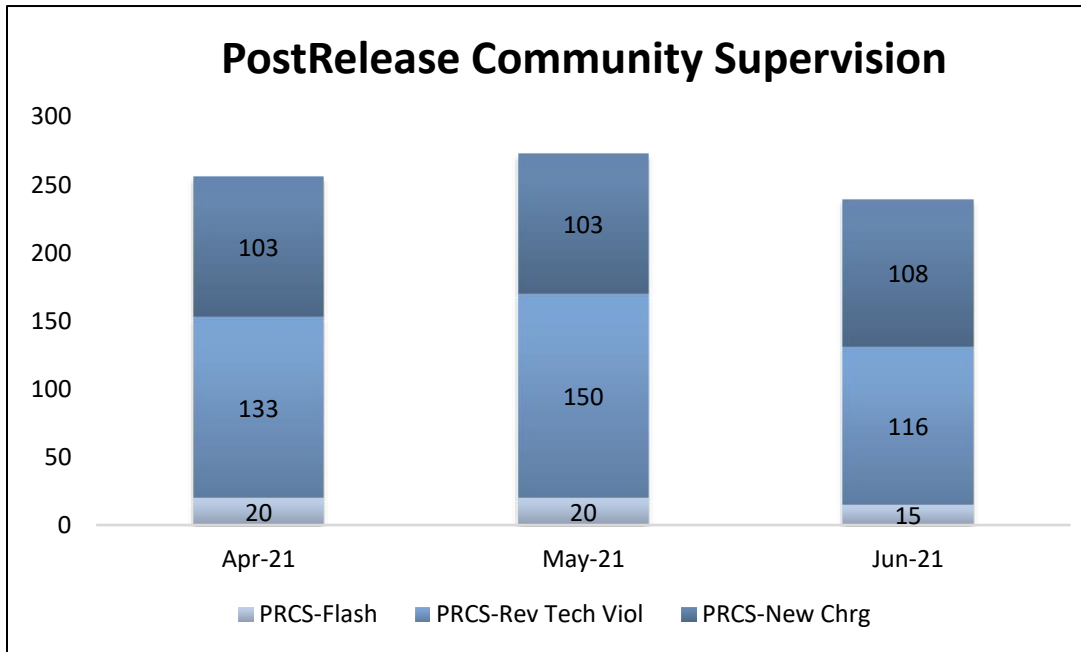


AVG Monthly PRCS Violators Booked	Mental Health Treatment			AVG Monthly Population of PC 1170(h)  138.00 Serving an average of 202.52 days
	Open Cases	New Cases	Rec. Psy. Drugs	
41.00 per month	<b>1,554</b>	<b>320</b>	<b>1,055</b>	
Average Length of Stay 107.02	Sick Calls	Dr. Visits	Off Site Dr. Visits	
	<b>10,501</b>	<b>7,920</b>	<b>228</b>	

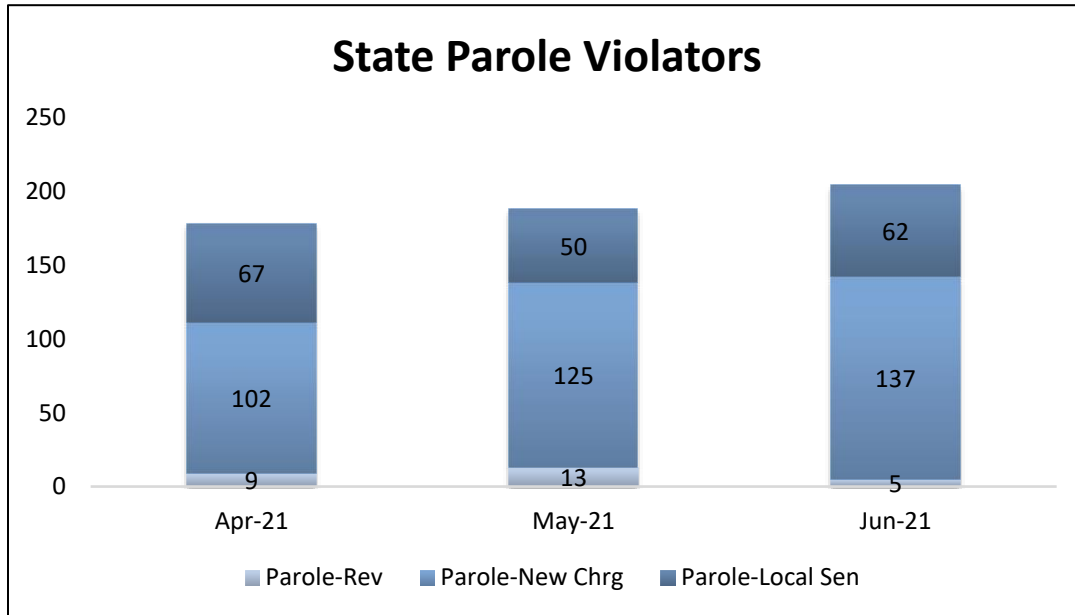


- Total number of PC 1170(h) offenders (non-violent, non-serious, non-sex offenders) sentenced to the Orange County Jails as a new commitment. Includes both straight and split sentences.





- Total number of Post-Release Community Supervision offenders booked on a 1) PC 3454(c) flash incarceration; 2) PC 3455(a) – revoked for technical violation; and 3) for new charges.



- Total number of state parole violators booked on a 1) PC 3056(a) parole violation only; 2) received jail time as a result of a parole revocation hearing; and 3) any new offense(s) including PC 1170(h) charges.



In 2021, the Recidivism Reduction Unit continues to have a positive impact on our community. As we recover from the health crisis and respond to numerous legislative changes, our clients' needs remain at the forefront of the public defender agenda.

Every day the Recidivism Reduction Unit (RRU) staff are reaching out and connecting our clients and linking them to services. These services will best support our clients by providing them the appropriate resources for their needs. The Re-Entry Unit continues to further the goal of reducing recidivism and making the community safer.

In this quarter of 2021, the Public Defender's Office has continued to staff the Realignment client population with three regularly assigned attorneys, two resource service paralegals, an attorney clerk, and a staff specialist. In addition, non-dedicated staff assist with investigation, clerical needs, and any additional Writs & Appeals issues on behalf of Realignment clients.

With respect to AB 109 specifically, the overall number of Post-release Community Supervision (PCS), Mandatory Supervision (MS), and parole cases remained steady. We continue to have a significant increase in referrals and community partners.

For this quarter of 2021, the Public Defender's Office handled the following AB 109 matters:

PCS Cases Opened	MS Cases Opened	Parole Cases Opened	Total Court Appearances (includes PCS, MS and Parole)	Contested Hearings
653	99	82	1,406	5

In addition to our legal work, the Public Defender's Office continues to assist in the reduction of recidivism by working directly with clients to reduce their risk factors and increase stability in their lives. To this end, our two dedicated resource paralegals work closely with clients, helping them acclimate in society after release from custody. As mentioned above, our two Recidivism Reduction Advisors will be a critical component in assisting our AB 109 clients. They will work with our paralegals and continue to collaborate with OC Probation, the Division of Adult Parole Operations (DAPO) of the California Department of Corrections and Rehabilitation (CDCR), Sheriff's Department (OCSD), and Health Care Agency (HCA).

Client Contacts	Program and service referrals	Obtaining Valid Forms of Identification
747	110	358

On a weekly basis, our paralegals visit the day reporting centers run by OC Probation and DAPO. In addition, they work with the OCSD on the re-entry program to further assist clients in connecting with services.



Again this quarter, our resource paralegals continue to assist our clients with necessary resources and programs.

Throughout the second quarter of 2021, our paralegals and support staff provided the following assistance to our clients:

- Assisted our clients with obtaining valid forms of identification, including driver's licenses and birth certificates required to obtain employment, housing, and transportation.
- Helped our clients enroll in programs for family reunification services.
- Worked with our clients to obtain immigration documents to help them obtain citizenship.
- Obtained General Relief benefits, food stamps, Medi-Cal, and other forms of government assistance for our clients.
- Helped our clients obtain treatment, including sober living and drug and alcohol rehabilitation services.
- Assisted our clients with receiving mental health services.
- Helped our clients to receive veteran benefits and assistance.

### **Legislative Relief**

As discussed in the previous report, Fire Camp Relief Bill (AB 2147), allows a defendant who successfully participated in the California Conservation Camp Program or a county inmate hand crew as an incarcerated individual, and has been released from custody, to petition to withdraw their plea of guilty or plea of nolo contendere and enter a plea of not guilty. With some exceptions, the bill permits the court to dismiss charges in the interest of justice. The defendant is released from all penalties and disabilities resulting from the offense. In granting this relief, the bill requires the court to order the early termination of probation, parole, or supervised release if the court determines that the defendant has not violated any of the terms or conditions of their release during the pendency of the petition. We continue to review requests for relief under this statute and have filed a number of petitions advocating for the release of penalties for qualifying participants.

Assembly Bill 1950 reduced the length of probation for many classes of crimes. Current probationers became eligible for relief in January 2021 if their probation term exceeded the new maximum time limits. While all stakeholders agreed on a process for petition and review, litigation on some disputed cases has been required. Attorneys in the RRU have filed petitions seeking relief from probation in these contested cases.

On January 1, 2021, SB 384 replaced California's existing statutes requiring universal lifetime registration for individuals convicted of various sexual offenses. The bill outlines a new tier-based registration system. Under this revised legislative scheme, offenses are broken into tiers requiring 10 years (tier one), 20 years (tier two), and lifetime (tier three) registration periods. Juveniles convicted of a sex offense are required to register as a sex offender for a minimum of either five or ten years. The law allows current registrants to petition the court for relief under the statute if they have completed the proscribed term. It is estimated there are 3,500 sex offender registrants in Orange County. The Public Defender's Office has received numerous requests to file petitions. The RRU evaluating each one of these cases for potential relief. Petitions are being prepared and litigated for each eligible client.



**Orange County Public Defender's Office**  
Martin Schwarz, Public Defender

ITEM #4



With assistance from our lawyers, paralegals, and support staff, our clients have been able to make strides towards creating stability and reducing recidivism. The Public Defender's Office continues to collaborate with our system partners to obtain positive outcomes including obtaining employment, locating housing, and receiving treatment for substance use disorders and mental health diagnosis.



**Total Population Analysis**

In the second quarter of 2021, the Orange County District Attorney’s Office (OCDA) handled a total of 926 petitions for a violation of AB 109 supervision. The 926 petitions were for a total of 586 different defendants. Of the 586 defendants, 475 (81%) were repeat offenders, having received at least 1 prior petition. 254 (43%) had at least 5 prior petitions, and 85 (15%) had more than 10 prior petitions.

Additionally, in the second quarter of 2021, the OCDA filed 1,187 new criminal cases—524 felony (44%) and 663 misdemeanors (56%)—against a total of 950 defendants who are currently or previously on AB 109 supervision. Narcotic charges were the most common new felony filed against an AB 109 (96 cases), followed by weapons charges (69 cases). Auto theft, burglary and fraud charges remained common as well.

Overall, PRCS defendants remained the largest population of violators, and those on mandatory supervision remained most likely to commit new offenses.

The following pages of this report break down the above statistics by form of supervision: mandatory supervision, PRCS, and parole.

	2nd Quarter	YTD 2021	Projected 2021	Projected Change 2020 to 2021	2020	2019	2018
# Defendants	586	967	1934	11%	1740	2164	2106
# Grants/Cases	617	1034	2068	12%	1840	2290	2217
# Petitions	926	1978	3956	22%	3249	4351	4426

# of Prior Petitions	No Priors	1	2	3	4	5	6-10	11-15	More than 15
# Defendants this Quarter	111	79	55	41	46	44	125	51	34
# Defendants this Year	186	133	107	73	70	65	191	91	51

	2nd Quarter	YTD 2021	Projected 2021	Projected Change 2020 to 2021	2020	2019	2018
New Crime							
# of Defendants	950	1887	3774	27%	2971	3391	3652
Filed Cases	1187	2895	5790	-4%	6029	7248	7882

\*This data is live and is constantly being added to and corrected. Past reported numbers change because cases are constantly being edited.



### Mandatory Supervision Violation Analysis

In the 2nd quarter of 2021, the OCDA received 210 petitions for a violation of Mandatory Supervision by 141 defendants. Of these defendants 94 were repeat offenders, having received at least 1 prior petition: 12 defendants had more than 5 petitions and 1 had over 10 prior petitions.

	2nd Quarter	YTD 2021	Projected 2021	Projected Change 2020 to 2021	2020	2019	2018
# Defendants	141	226	452	27%	356	472	475
# Grants/Cases	172	292	584	29%	454	599	577
# Petitions	210	390	780	33%	588	855	876

# of Prior Petitions	No Priors	1	2	3	4	5	6-10	11-15	More than 15
# Defendants this Quarter	47	31	17	13	14	7	10	1	1
# Defendants this Year	80	47	32	19	19	14	14	1	0

Average Sentence for Sustained Violation: 6 months LOCAL

### New Crime Analysis

In the 2nd quarter of 2021, the OCDA filed 354 new criminal cases (145 felonies and 209 misdemeanors) against 272 defendants currently or previously on Mandatory Supervision. These new cases include felony charges of Narcotics Sales, Auto Theft, and Fraud.

New Crime	2nd Quarter	YTD 2021	Projected 2021	Projected Change 2020 to 2021	2020	2019	2018
# of Defendants	272	533	1066	25%	853	1069	1184
Filed Cases	354	831	1662	-9%	1818	2381	2714

Felony Case Breakdown (Count 1)	
NAR SALES	33
AUTO THEFT	30
FRAUD	17
WEAPONS	15
BURGLARY	14
NAR POSS	7
OTHER	29

#### New Offense Rates for 2nd Quarter:

2020 -	New offense w/in 1 yr of supervision	<u>74%</u>
2018 -	New offense w/in 3 yrs of supervision	<u>91%</u>
2016 -	New offense w/in 5 yrs of supervision	<u>87%</u>

\* Rates are for defendants placed on supervision during the 1st Q 2020 with new offenses between 1/1/2020 and 3/31/2021, 1st Q 2018 with new offense between 1/1/2018 and 3/31/2021, and 1st Q 2016 with new offenses between 1/1/2016 and 3/31/2021.

Average time between being placed on Supervision and first date of violation for a new crime 192



**Post Release Community Supervision Violation Analysis**

In the 2nd quarter of 2021, the OCDA received 636 petitions for a violation of PRCS by 374 defendants. Of these defendants 335 were repeat offenders, having received at least 1 prior petition: 179 defendants had over 5 petitions and 77 had over 10 prior petitions.

	2nd Quarter	YTD 2021	Projected 2021	Projected Change 2020 to 2021	2020	2019	2018
# Defendants	374	613	1226	15%	1068	1233	1219
# Grants/Cases	374	613	1226	14%	1071	1236	1229
# Petitions	636	1415	2830	27%	2226	2810	2939

# of Prior Petitions	No Priors	1	2	3	4	5	6-10	11-15	More than 15
# Defendants this Quarter	39	36	32	25	31	32	102	45	32
# Defendants this Year	60	63	64	50	48	42	157	82	47

*Average Sentence for Sustained Violation: 44 Days Jail*

**New Crime Analysis**

In the 2nd quarter of 2021, the OCDA filed 566 new criminal cases (260 felonies and 306 misdemeanors) against 475 defendants currently or previously on PRCS. These new cases include felony charges of Narcotics Sales, Weapons, and Auto theft.

New Crime	2nd Quarter	YTD 2021	Projected 2021	Projected Change 2020 to 2021	2020	2019	2018
# of Defendants	475	958	1916	27%	1506	1637	1778
Filed Cases	566	1435	2870	-1%	2897	3275	3620

Felony Case Breakdown (Count 1)	
NAR SALES	46
WEAPONS	34
AUTO THEFT	27
BURGLARY	25
ASSAULT	19
FRAUD	17
OTHER	78

**New Offense Rates for 1st Quarter:**

2020 - New offense w/in 1 yr of supervision	<u>60%</u>
2018 - New offense w/in 3 yrs of supervisio	<u>33%</u>
2016 - New offense w/in 5 yrs of supervisio	<u>73%</u>

*\* Rates are for defendants placed on supervision during the 1st Q 2020 with new offenses between 1/1/2020 and 3/31/2021, 1st Q 2018 with new offense between 1/1/2018 and 3/31/2021, and 1st Q 2016 with new offenses between 1/1/2016 and 3/31/2021.*

Average time between being placed on Supervision and first date of violation for a new crime 452 days



**Parole Violation Analysis**

In the 2nd quarter of 2021, the OCDA received 80 petitions for a violation of Parole by 71 defendants. Of these defendants 46 were repeat offenders, having received at least 1 prior petition: 19 defendants had more than 5 petitions and 6 had over 10 prior petitions.

	2nd Quarter	YTD 2021	Projected 2021	Projected Change 2019 to 2020	2020	2019	2018
# Defendants	71	128	256	-19%	316	459	412
# Grants/Cases	71	129	258	-18%	315	455	411
# Petitions	80	173	346	-20%	435	686	611

# of Prior Petitions	No Priors	1	2	3	4	5	6-10	11-15	More than 15
# Defendants this Quarter	25	12	6	3	1	5	13	5	1
# Defendants this Year	46	23	11	4	3	9	20	8	4

*Average Sentence for Sustained Violation: 85 days JAIL*

**New Crime Analysis**

In the 2nd quarter of 2021, the OCDA filed 267 new criminal cases (119 felonies and 148 misdemeanors) against 203 defendants currently or previously on Parole. These new cases include felony charges of Weapons and Sexual Assault and Auto theft.

New Crime	2nd Quarter	YTD 2021	Projected 2021	Projected Change 2020 to 2021	2020	2019	2018
# of Defendants	203	396	792	29%	612	685	690
Filed Cases	267	629	1258	-4%	1314	1592	1548

Felony Case Breakdown (Count 1)	
WEAPONS	20
NAR POSS	17
SEX ASSAULT	13
BURGLARY	12
ASSAULT	11

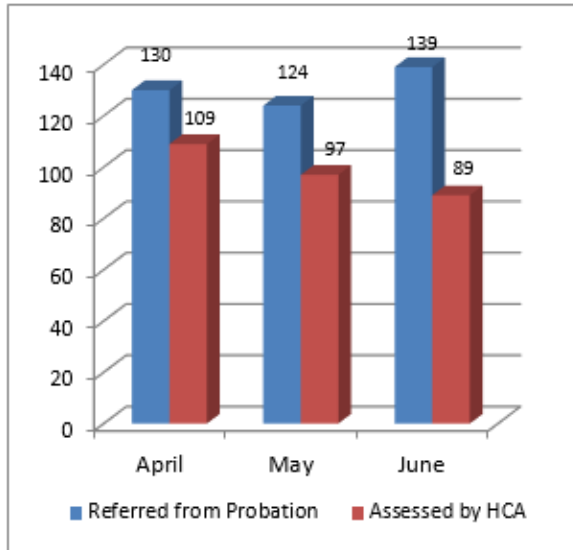




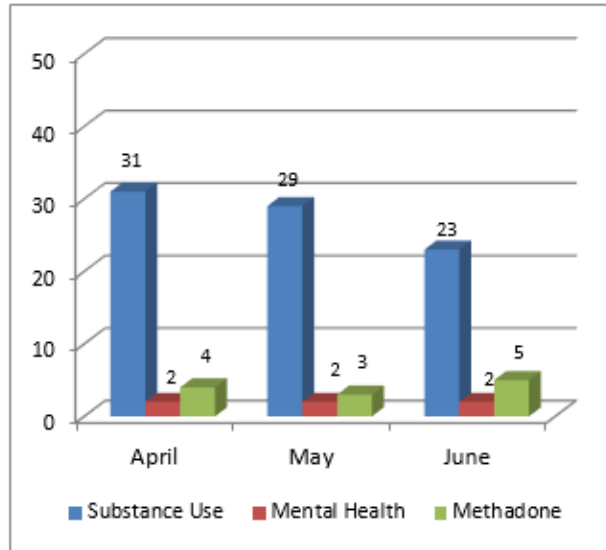
**Behavioral Health Services**

**Referrals and Admissions**

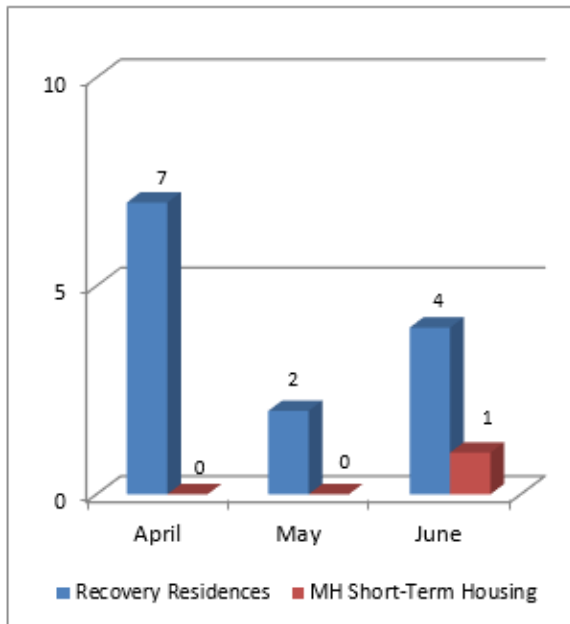
**Probation Referrals & HCA Assessments**



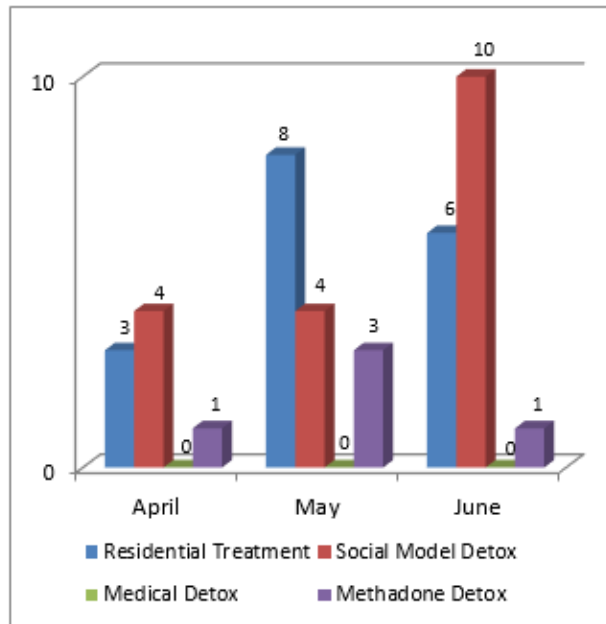
**Admitted to Outpatient Treatment**



**Admitted to Housing**



**Admitted to Residential Treatment/Detox**





**AB 109 HCA Behavioral Health Services Referrals and Admissions from April – June 2021:**

Referrals	Total	Admissions	Total
Outpatient SUD Treatment	132	Outpatient SUD Treatment	83
Residential SUD Treatment	71	Residential SUD Treatment	17
Social Model Detox	35	Social Model Detox	18
Medical Detox	0	Medical Detox	0
Methadone Detox	4	Methadone Detox	5
Methadone Maintenance	33	Methadone Maintenance	12
Other Medication-Assisted Treatment	0	Other Medication-Assisted Treatment	0
Mental Health Outpatient	16	Mental Health Outpatient	6
Psychiatric Services	4	Psychiatric Services	4
Full Service Partnership (FSP)	8	Full Service Partnership (FSP)	5
Mental Health Short-Term Housing	4	Mental Health Short-Term Housing	1
Recovery Residences	13	Recovery Residences	13

**Behavioral Health Services**

HCA continues to partner with Probation by providing behavioral health assessments, referrals and linkages and treatment services. HCA AB 109 screeners continues to be available on site at Probation offices to coordinate services, follow up with referrals, and screen and link individuals to appropriate services. During this quarter, outreach and screening services by AB screeners were provided telephonically and as needed in-person following safety guidelines. Outpatient treatment providers continued to offer services via in-person, telehealth and telephone as needed. Two additional programs opened at the Be Well Orange Campus. In mid-April, the crisis residential program opened and began taking referrals. The Substance Use Treatment Services (SUTS) Residential Program serving those that need ASAM 3.1 level of care opened on 5/10/21. In June, the County’s first recovery station at the Be Well Orange Campus expanded their referral source to include county-operated programs in addition to the City of Orange Police Department. On 6/28/21, the Assessment for Residential Treatment (ART) Team moved from Santa Ana to the Westminster Clinic location and have expanded to increase staffing. This expansion accommodated the increasing demand for assessment for residential treatment and created a more efficient process for connecting individuals to residential services. Additionally, to support successful linkage and reentry for individuals with behavioral health disorders, a training presentation was developed and offered in May and June for Correctional Health Services and Behavioral Health staff and contracted providers who work with justice-involved population. The training presentation focused on best practices and guidelines for successful transition, post-custody behavioral health services that are available, and coordination and collaborative efforts and strategies to support continuity of care.

During this quarter, there were 393 referrals received from Probation. Of those assessed by AB 109 screeners, 320 service referrals were made and of those service referrals 164 (51%) resulted in admission. Of the service referrals made, 22% were for residential SUD treatment, 41% for outpatient SUD treatment, 12% for detox, 5% for recovery residences and mental health short-term housing, 6% for mental health outpatient and bridge medication, 3% for FSP, and 10% for methadone maintenance. For service referrals that were made but did not result in admission, primary reasons included lack of client follow through

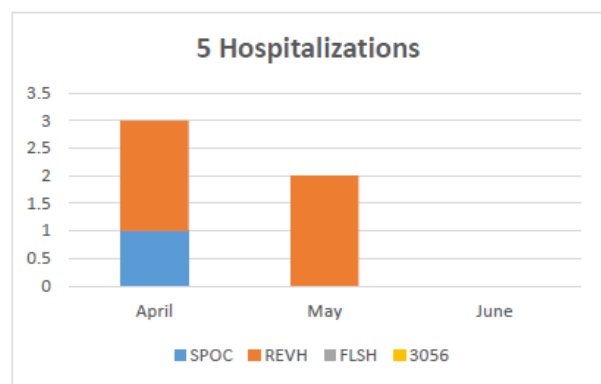
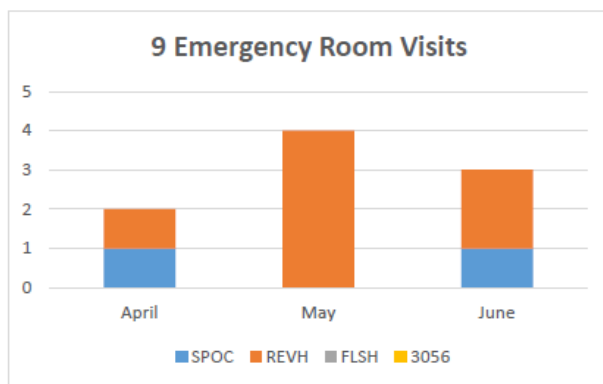


with scheduled intake appointment and client declined treatment. When an individual does not enroll in services Probation is notified and the HCA AB 109 team works with Probation to engage the individual in appropriate services.

### Correctional Health Services

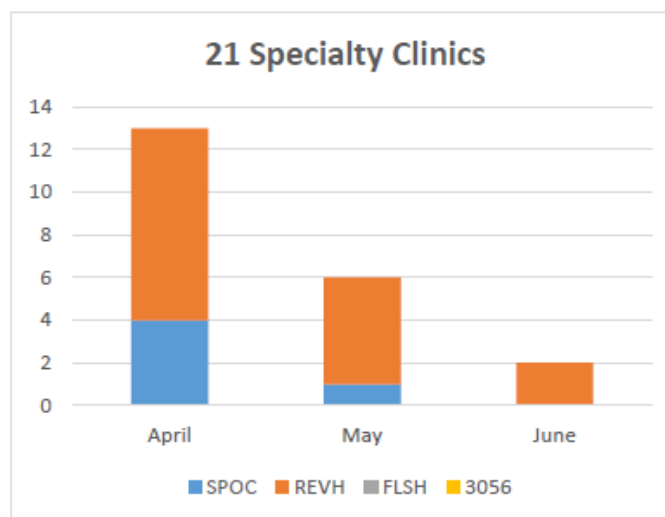
#### **Vivitrol Administration, Emergency Room, and Hospitalizations**

Correctional Health Services' staff administered zero (0) Vivitrol in the second quarter of 2021. A total of fourteen (14) AB 109 inmates were either hospitalized or treated in the Emergency Department. There was no change from the previous quarter.



### **Specialty Clinics**

All primary care physician services are provided within the jail; however, when an AB 109 inmate needs specialty services, they are transported to specialty medical clinics off-site—such as, Cardiology, Nephrology, Oncology, OB, Surgery, etc.. There are currently 26 specialty clinic services available with 21 clinic visits completed during the 2nd quarter of 2021 for AB 109 inmates specifically. This equates to approximately 3% of the total specialty clinic services for this quarter.





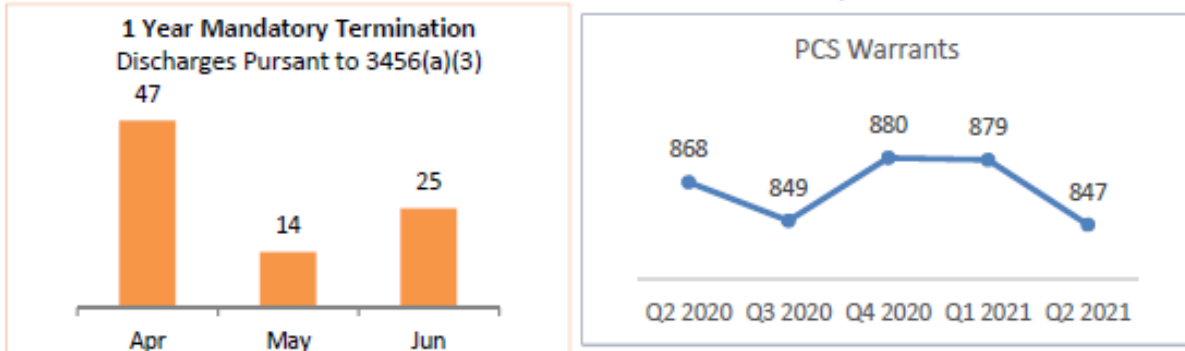
AB109 Type:	SPOC	REXH	FLSH	TOTAL PER CLINIC
<b>TOTAL NUMBER OF APPTS</b>	5	16	0	0
CARDIOLOGY	0	0	0	0
DERMATOLOGY	0	2	0	2
ECHOCARDIOGRAM	0	0	0	0
EEG	0	0	0	0
ENT	0	0	0	0
ENDOCRINOLOGY	1	0	0	1
GASTROENTEROLOGY	1	0	0	1
GENERAL SURGERY	0	2	0	2
NEUROLOGY	0	0	0	0
NUCLEAR MEDICINE	0	0	0	0
HEMATOLOGY/ONCOLOGY	0	2	0	2
INTERVENTIONAL RADIOLOGY	1	0	0	1
OPHTHALMOLOGY	1	0	0	1
ORAL SURGERY	0	0	0	0
ORTHOPEDICS	1	4	0	5
OTHER	0	1	0	1
PET SCAN	0	0	0	0
PHYSICAL THERAPY	0	0	0	0
RADIOLOGY	0	2	0	2
ULTRASOUND	0	2	0	2
UROLOGY	0	1	0	1
				21

In-custody Correctional Health Services triages and screens every AB 109 inmate in the jail to determine their medical and mental health needs and subsequent treatment and medication plan. The volume of patients is reflected in the Sheriff's section of this report, as all in-custody inmates on the Sheriff's census are also managed by in-custody healthcare staff.



Since the inception of AB 109 through June 30, 2021, OC Probation has supervised 10,254 former state prisoners.

As of June 30, 2021, 1012 individuals were on PCS active supervision.



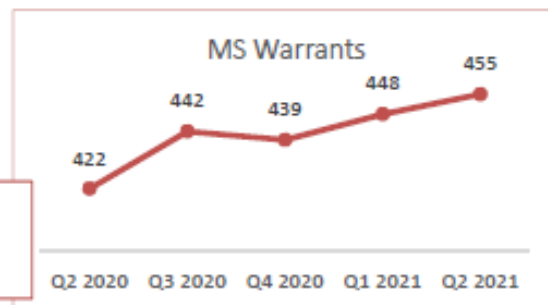
PCS individuals without custodial sanctions are mandatorily discharged after one year. During the second quarter of 2021, 86 individuals were released on one-year mandatory terminations.

PCS Controlling Offense (All Felonies)	Person	Property	Drug	Weapons	Other
	13%	32%	30%	9%	16%

### Mandatory Supervision

Individuals with MS Convictions from October 1, 2011 through June 30, 2021 = 4,428

Mandatory Supervision (MS) individuals are offenders sentenced under PC § 1170(h) who receive jail time followed by supervision. During the second quarter of 2021, 74 individuals were sentenced to MS. In addition, 63 individuals were sentenced but are still in Orange County Jails – once released, OC Probation will supervise them.



As of June 2021, 371 individuals are actively supervised while 455 individuals are on active warrant.

### Day Reporting Centers (DRC)

April 1, 2021 – June 30, 2021

90 Program Referrals*		61 Program Entries*		80 Program Discharges*	
Referral Reason (%)		Risk Level at Entry (%)		Phase at Exit 1-3 (%)	
Benefit to Participant	25%	High	67%	1	12%
Sanction	12%	Medium	21%	2	75%
Both	22%	Low	10%	3	13%
Unknown	41%	Not Assessed	2%		

\* Referrals, entries, and discharges were affected by the COVID-19 pandemic.



## AB109 Monthly Stats June 2021

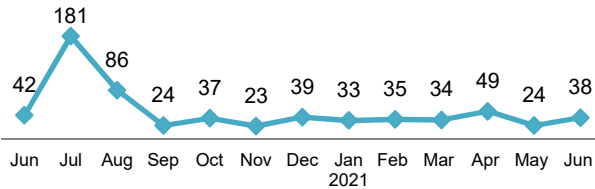
### Postrelease Community Supervision (PCS)

#### Releases from Prison\*

from 10/1/11 - 6/30/21 = 10,254

2021 YTD = 213

2021 Monthly Avg = 36



#### PCS Active Supervision

(Excludes Warrants)

• 1,012

#### Warrants

262

585

847

•ICE

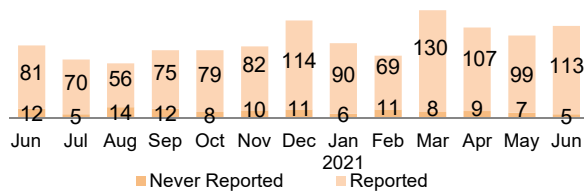
•PCS

•Total

#### Warrants\*

2021 YTD = 654

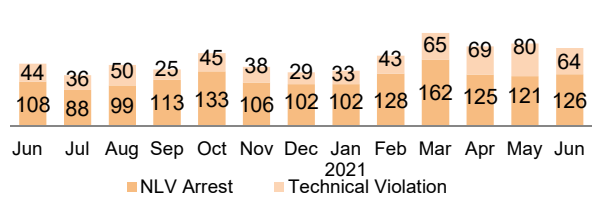
2021 Monthly Avg = 109



#### Revocations\*

2021 YTD = 1118

2021 Monthly Avg = 186

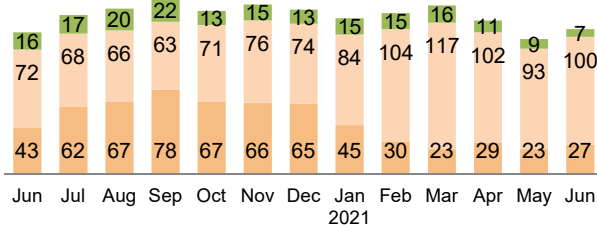


#### Day Reporting Center Participants

2021 Monthly Avg = 142

2021 Monthly Avg: (AB109 = 53, GenSup = 89)

Phase 1 Phase 2 Phase 3

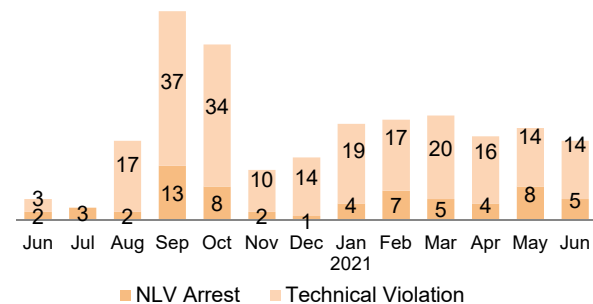


#### Flash Incarcerations\*

2021 Monthly Avg = 22

2020 Monthly Avg = 21

NLV Arrest Technical Violation



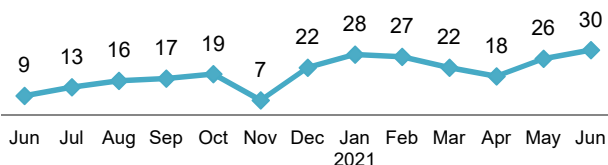
### Mandatory Supervision (MS)

#### Individuals with MS Convictions\*

from 10/1/11 - 6/30/21 = 4,428

2021 YTD = 151

2021 Monthly Avg = 25



#### MS Active Supervision

(Excludes Warrants)

• 371

#### Warrants

455

#### June Flash Incarcerations

1

\* In response to the COVID-19 pandemic, the California Governor declared a State of Emergency in March 2020. The State also closed courts, altered the timing of prison releases to Counties and enacted measures, such as zero bail, to reduce jail populations. These actions affected PCS releases, MS convictions, Warrants, Revocations, and Flash Incarcerations.