

AGENDA

REGULAR MEETING ORANGE COUNTY COMMUNITY CORRECTIONS PARTNERSHIP



Thursday, April 28, 2022, 2:00 P.M.

PROBATION DEPARTMENT
Training Room 5
1001 S. Grand Ave.
Santa Ana, California

Non-Voting Members and Members of the public may attend and participate Remotely following the instructions below.**

BRYAN PRIETO, Chair
Interim Chief Probation Officer

TOM DARÉ
Chief of Police, Garden Grove

MARTIN SCHWARZ
Public Defender

DON BARNES
Sheriff-Coroner

VERONICA KELLEY
Health Care Agency

TODD SPITZER
District Attorney

*The Orange County Community Corrections Partnership welcomes you to this meeting. This agenda contains a brief general description of each item to be considered. The Partnership encourages your participation. If you wish to speak on an item contained in the agenda, please press *9 following the Chair's invitation from the public to speak. Once acknowledged and prompted by the Chair or Clerk, you may begin to speak. Except as otherwise provided by law, no action shall be taken on any item not appearing in the agenda. When addressing the Partnership, please state your name for the record prior to providing your comments.*

**** INSTRUCTIONS FOR PUBLIC AND NON-VOTING MEMBERS ATTENDING THE MEETING REMOTELY****

Members of the public and non-voting members may observe and participate in the meeting telephonically or via the internet. To attend the meeting remotely please call:

- iPhone one-tap: US: +16699009128, 863 4950 4366# Passcode 756441# or + 12532158782, 863 4950 4366# Passcode 756441# or
- Telephone: Dial (for higher quality, dial a number based on your current location): US: +1 669 900 9128 or +1 253 215 8782 or +1 346 248 7799 or +1 301 715 8592 or +1 312 626 6799 or +1 646 558 8656
Enter Webinar ID: 863 4950 4366# Passcode 756441# (once you enter this code, you should be automatically connected to the call; you will remain on the line until meeting begins) or
- Internet: Use the following link:
<https://us02web.zoom.us/j/86349504366?pwd=M1diZ0N4RGZ4YkxN1hHZ3pBSkovdz09>

In compliance with the Americans with Disabilities Act, those requiring accommodation for this meeting should notify the Clerk of the Board's Office 72 hours prior to the meeting at (714) 834-2206

AGENDA

All supporting documentation is available for public review in the office of the Clerk of the Board of Supervisors located in the Hall of Administration Building, 333 W. Santa Ana Blvd., 10 Civic Center Plaza, Room 465, Santa Ana, California 92701 during regular business hours, 8:00 a.m. - 5:00 p.m., Monday through Friday.

ADMINISTRATIVE MATTERS: (Items 1 - 3)

At this time, members of the public may ask the Partnership to be heard on the following items as those items are called.

1. Welcome and Introductions
2. Receive and file Quarterly Report for January – March 2022
3. Realignment Updates:
 - CCP Coordinator
 - Probation
 - Sheriff
 - District Attorney
 - Public Defender
 - Courts
 - Health Care/Mental Health
 - Local Law Enforcement
 - Board of Supervisors
 - Social Services
 - OC Community Resources
 - OC Department of Education
 - Community-Based Organization (Representative)
 - Waymakers (Victims Representative)

PARTNERSHIP COMMENTS:

ADJOURNMENT

NEXT MEETING:

July 28, 2022 Regular Meeting, 2:00 P.M.



Public Safety Realignment in Orange County

AB 109 Quarterly Report

January to March 2022

Prepared by:

Orange County Community Corrections Partnership



VISION STATEMENT

"Enhancing the quality of life of Orange County residents by promoting public safety, reducing recidivism and creating safer communities."

MISSION STATEMENT

The **Mission** of the Orange County Community Corrections Partnership is to enhance public safety by holding offenders accountable and reducing recidivism by utilizing fiscally responsible, quantifiable, evidenced based and promising practices that support victims and community restoration.



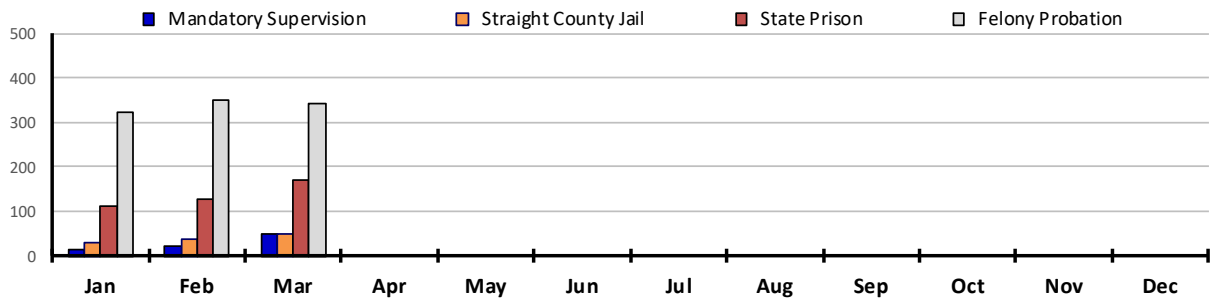
Superior Court of California
COUNTY OF ORANGE

CRIMINAL JUSTICE REALIGNMENT
Felony Only
Calendar Year 2022

I. FILINGS

Measure	Monthly Average	CY 2022	Q1			Q2			Q3			Q4		
			Jan	Feb	Mar	Apr	May	Jun	Jul	Aug	Sep	Oct	Nov	Dec
Felony Filings	896	2,689	759	882	1,048									

II. INITIAL SENTENCING



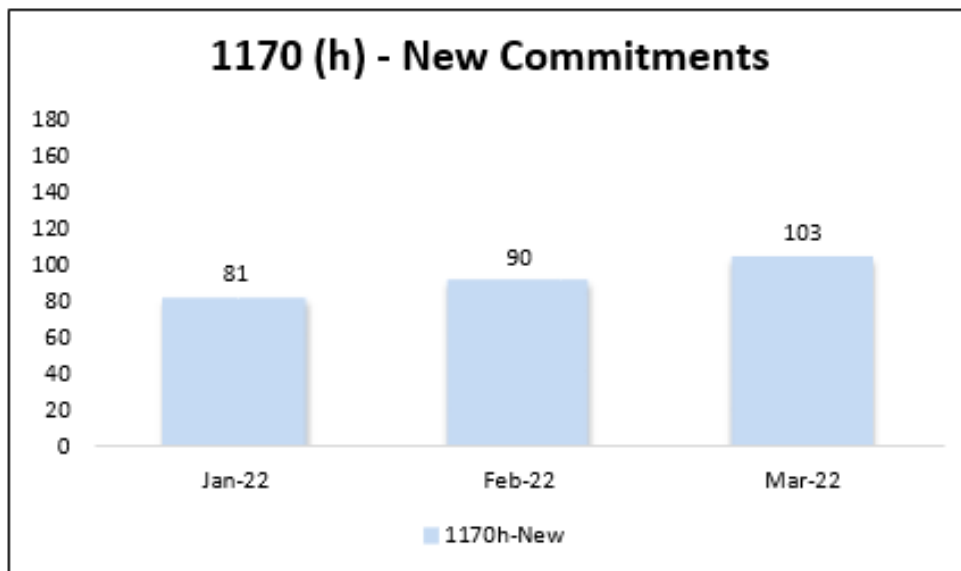
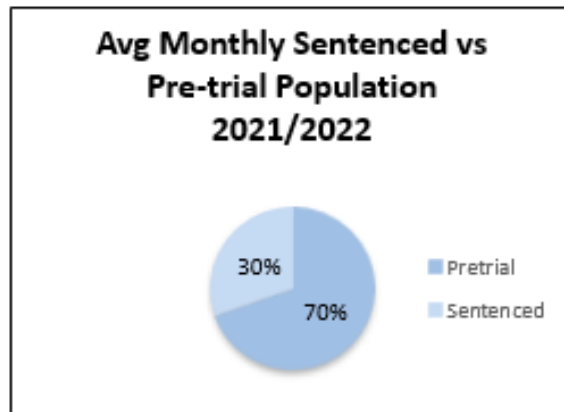
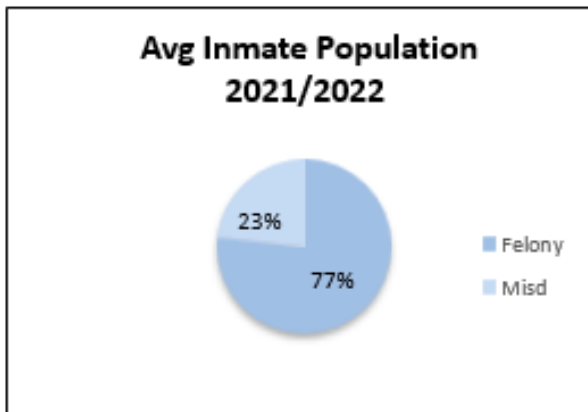
Sentencing Type	%	Month Avg	CY 2022	Q1			Q2			Q3			Q4		
				Jan	Feb	Mar	Apr	May	Jun	Jul	Aug	Sep	Oct	Nov	Dec
A. Mandatory Supervision ("split") <i>[PC§1170(h)(5)(b)]</i>	5%	28	83	15	21	47									
B. Straight County Jail <i>[PC§1170(h)(5)(a)]</i>	7%	38	115	28	37	50									
C. State Prison <i>(non PC§1170 eligible)</i>	25%	136	409	113	126	170									
D. Felony Probation <i>[PC§1203.1]</i>	63%	338	1,013	321	350	342									
E. TOTAL	100%	540	1,620	477	534	609									

III. PETITIONS /COURT'S MOTIONS TO REVOKE/MODIFY

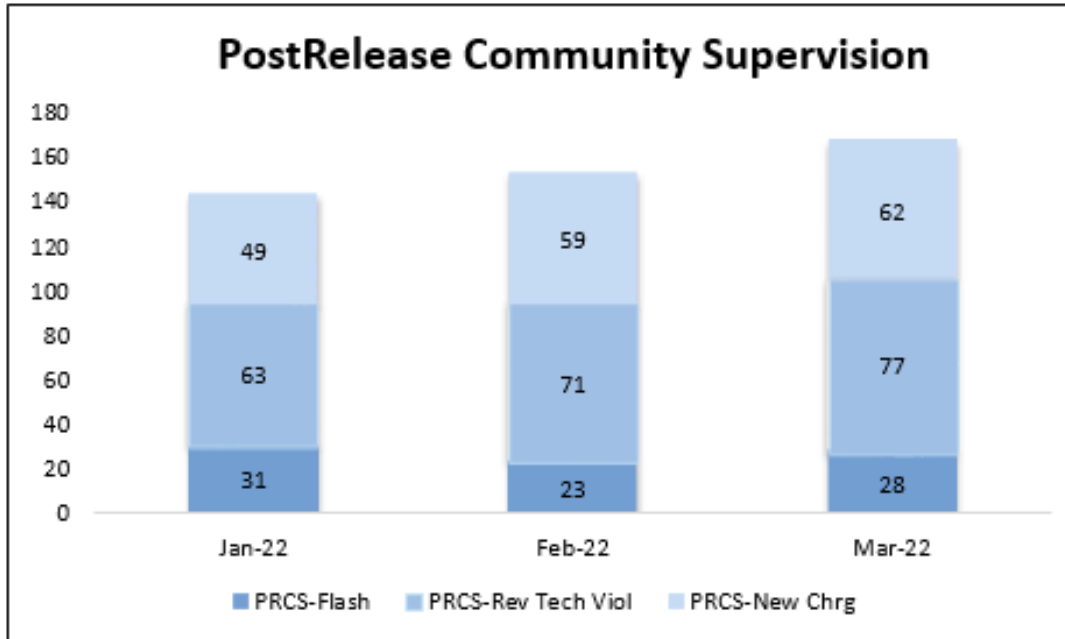
Petitions / Court's Motions	%	Month Avg	CY 2022	Q1			Q2			Q3			Q4		
				Jan	Feb	Mar	Apr	May	Jun	Jul	Aug	Sep	Oct	Nov	Dec
A. Mandatory Supervision ("split")	3%	21	63	21	18	24									
B. Postrelease Community Supv	21%	147	440	136	151	153									
C. Parole	4%	26	78	26	34	18									
D. Felony Probation	73%	516	1,549	442	539	568									
o Petitions	28%	198	595	176	197	222									
o Court's Motion	45%	318	954	266	342	346									
E. TOTAL	100%	710	2,130	625	742	763									



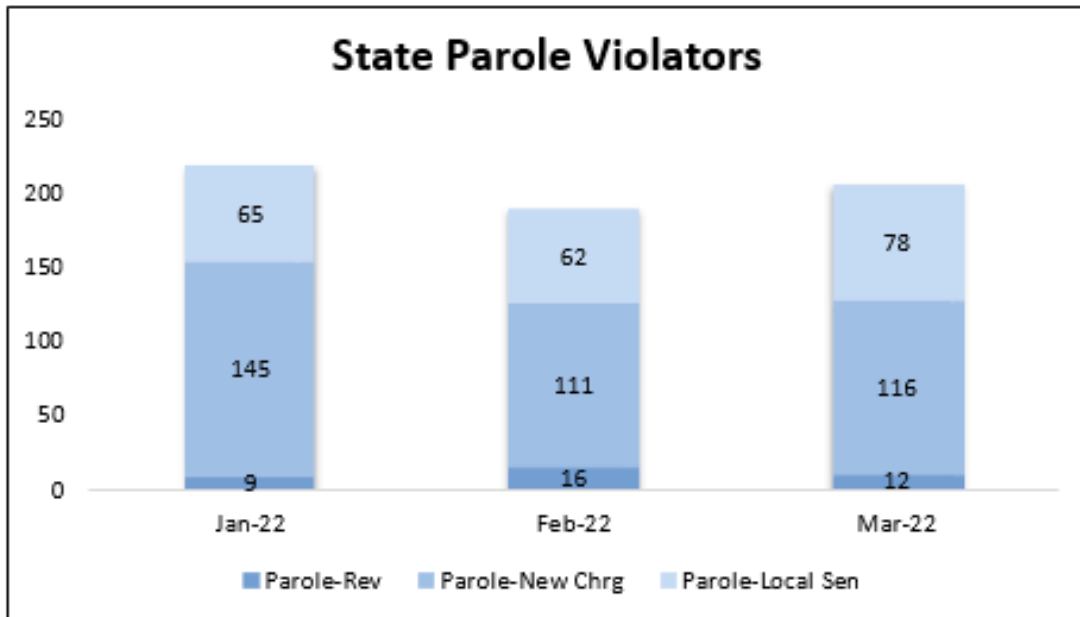
AVG Monthly PRCS Violators Booked	Mental Health Treatment			AVG Monthly Population of PC 1170(h) 150.00 Serving an average of 193.73 days
	<i>Open Cases</i>	<i>New Cases</i>	<i>Rec. Psy. Drugs</i>	
	1,559	265	1,030	
	<i>Sick Calls</i>	<i>Dr. Visits</i>	<i>Off Site Dr. Visits</i>	
	10,004	8,718	180	



- Total number of PC 1170(h) offenders (non-violent, non-serious, non-sex offenders) sentenced to the Orange County Jails as a new commitment. Includes both straight and split sentences.



- Total number of Post-Release Community Supervision offenders booked on a 1) PC 3454(c) flash incarceration; 2) PC 3455(a) – revoked for technical violation; and 3) for new charges.



- Total number of state parole violators booked on a 1) PC 3056(a) parole violation only; 2) received jail time as a result of a parole revocation hearing; and 3) any new offense(s) including PC 1170(h) charges.



The Public Defender's Office continues to assist in the reduction of recidivism by identifying and removing re-entry barriers within our Realignment client population. The Public Defender's Office Recidivism Reduction Unit (RRU) consists of attorneys, resource paralegals, Recidivism Reduction Advisors (RRA), and support staff. The RRU team is dedicated to creating improved opportunities for housing, education, employment, and mental health and substance abuse treatment services in order to assist our realignment population in acclimating back into society upon their release from custody.

With respect to our AB 109 population specifically, the global pandemic continues to affect court operations. As a result, the overall number of Post-release Community Supervision (PCS), Mandatory Supervision (MS), parole cases, and contested hearings continues to fluctuate.

During the 1st quarter of 2022, the Public Defender's Office handled the following AB 109 matters:

PCS Cases Opened	MS Cases Opened	Parole Cases Opened	Total Court Appearances (includes PCS, MS and Parole)	Contested Hearings
511	115	95	1,278	18

Recidivism Reduction Unit

The Public Defender's Recidivism Reduction Unit works closely with our AB 109 clients in order to determine their individual needs and to identify individual barriers to re-entry. Throughout the pandemic, our RRAs have continued to meet with in-custody clients for the purpose of conducting comprehensive life interviews that help identify any obstacles in finding housing, employment, and mental health and substance use disorder (SUD) services. RRAs then collaborate with other County agencies, including the Probation Department, Health Care Agency, and the Orange County Sheriff's Department, to improve the delivery of necessary services.

For our in-custody AB 109 clients who suffer from SUDs, our RRAs continue to conduct assessments using the ASAM tool to determine the client's necessary level of treatment. RRAs then work with Health Care Agency to secure appropriate treatment options. Our RRAs also access the State Automated Welfare System and CalWIN to determine if clients receive any benefits, such as Medi-Cal, CalWORKs, CalFresh, or general relief. For our in-custody SUD clients who do not actively receive Medi-Cal, and for those who are in need of a CalOptima-funded-bed, our RRAs refer them to our community partner, Project Kinship. Project Kinship then meets with the client, while they are still in-custody, and assists the client in applying for Medi-Cal prior to their release.

For our in-custody AB 109 clients who suffer from mental illness, our RRAs link them directly with Correctional Health Service's (CHS) Jail to Community Re-entry Program (JCRP). Our clients are then assessed by correctional mental health staff and are provided access and linkage to behavioral health and supportive services. This is just another example of how the RRU works with community partners and other agencies to resolve re-entry obstacles, decrease recidivism, and increase community safety.

Our RRAs also assist our AB 109 clients with transportation, transitional housing, SSA benefits, Medication-Assisted Treatment (MAT), and locating inpatient and outpatient SUD programs. Our clients' needs are



unique and varied. Because of this, our RRAs work alongside our resource paralegals and support staff to provide a variety of resources. At times, our RRU team assists our clients at a very basic level, providing food and clothing. Often our clients have more complicated needs, which require additional assistance. This assistance can include:

- Obtaining vital records such as identification, driver’s licenses, and birth certificates.
- Helping clients enroll in programs for family reunification services.
- Acquiring immigration documents to help clients obtain citizenship.
- Helping clients obtain government assistance, including General Relief benefits, food stamps, and Medi-Cal.
- Assisting clients with receiving mental health services.
- Helping clients receive veteran benefits and assistance.
- Helping client locate educational opportunities, professional licensing or vocational schools.

In addition, the RRU’s New Leaf program assists clients with legal barriers, in order to increase opportunities in employment, professional licensing, and consumer credit. In the 1st quarter, our RRU team has actively filed the following motions and petitions:

- Proposition 47 petitions, which allow certain felony convictions to be recalled and designated as misdemeanors.
- Penal Code 1203.4 motions requesting felony and misdemeanor convictions be set aside and dismissed from the client’s record.
- Prop 64 petitions requesting dismissals and reductions of certain marijuana charges.
- Petitions for Certification of Rehabilitation requesting a full pardon from the Governor.

These motions and petitions are of significant benefit to our clients as they eliminate or reduce obstructions to employment opportunities.

In the 1st quarter of 2022, our RRU team has handled the following contacts:

Client Contacts	Program and Service Referrals	Obtaining Vital Records	Motions/Petitions Filed
4,452	23	254	217

With the assistance of the Public Defender’s RRU team, Realignment clients continue to make significant progress towards creating stability by obtaining employment, locating housing, and receiving treatment for substance use disorders and mental health diagnosis, thereby reducing recidivism and increasing public safety.



Total Population Analysis

In the 1st quarter of 2022, the Orange County District Attorney’s Office (OCDA) handled a total of 434 petitions for a violation of AB 109 supervision. The 434 petitions were for a total of 314 different defendants. Of the 314 defendants, 281 (89%) were repeat offenders, having received at least 1 prior petition. 146 (46%) had at least 5 prior petitions, and 66 (21%) had more than 10 prior petitions.

Additionally, in the 1st quarter of 2022, the OCDA filed 867 new criminal cases—382 felony (44%), 484 misdemeanor (56%)—against a total of 772 defendants who are currently or previously on AB 109 supervision. Auto theft charges were the most common new felony filed against an AB 109 (75 cases). Narcotic sales, weapons, and fraud charges remained common as well.

Overall, Post-release Community Supervision (PCS) defendants remained the largest population of violators, and they were most likely to commit new offenses.

The following pages of this report break down the statistics by form of supervision—Mandatory Supervision (MS), PCS, and parole.

	1st Quarter	YTD 2022	Projected 2022	Projected Change 2021 to 2022	2021	2020	2019
# Defendants	314	314	1256	-16%	1504	1740	2164
# Grants/Cases	336	336	1344	-17%	1616	1840	2290
# Petitions	434	434	1736	-54%	3764	3249	4351

# of Prior Petitions	No Priors	1	2	3	4	5	6-10	11-15	More than 15
# Defendants this Quarter	33	43	40	28	22	22	58	38	28
# Defendants this Year	33	43	40	28	22	22	58	38	28

	1st Quarter	YTD 2022	Projected 2022	Projected Change 2021 to 2022	2021	2020	2019
New Crime							
# of Defendants	772	772	3088	0%	3090	2971	3391
Filed Cases	867	867	3468	-45%	6307	6029	7248

*This data is live and is constantly being added to and corrected. Past reported numbers change because cases are constantly being edited.



Mandatory Supervision Violation Analysis

In the 1st quarter of 2022, the OCDA received 117 petitions for a violation of Mandatory Supervision by 86 defendants. Of these defendants, 68 were repeat offenders, having received at least 1 prior petition: 7 defendants had more than 5 petitions and 0 had over 10 prior petitions.

	1st Quarter	YTD 2021	Projected 2022	Projected Change 2021 to 2022	2021	2020	2019
# Defendants	86	86	344	-5%	363	356	472
# Grants/Cases	108	108	432	-9%	475	454	599
# Petitions	117	117	468	-37%	741	588	855

# of Prior Petitions	No Priors	1	2	3	4	5	6-10	11-15	More than 15
# Defendants this Quarter	18	28	17	6	9	1	7	0	0
# Defendants this Year	18	28	17	6	9	1	7	0	0

Average Sentence for Sustained Violation: 6 months LOCAL

New Crime Analysis

In the 1st quarter of 2022, the OCDA filed 258 new criminal cases—126 felonies and 132 misdemeanors—against 230 defendants currently or previously on Mandatory Supervision. These new cases include felony charges of Auto Theft, Narcotics Sales, and Weapons.

New Crime	1st Quarter	YTD 2021	Projected 2022	Projected Change 2021 to 2022	2021	2020	2019
# of Defendants	230	230	920	0%	919	853	1069
Filed Cases	258	258	1032	-47%	1958	1818	2381

Felony Case Breakdown (Count 1)	
AUTO THEFT	30
NAR SALES	24
WEAPONS	14
FRAUD	13
THEFT	7
NAR POSS	6
OTHER	32

New Offense Rates for 1st Quarter:

2021 -	New offense w/in 1 yr of supervision	<u>88%</u>
2019 -	New offense w/in 3 yrs of supervision	<u>82%</u>
2017 -	New offense w/in 5 yrs of supervision	<u>80%</u>

** Rates are for defendants placed on supervision during the 1st Q 2020 with new offenses between 1/1/2020 and 3/31/2021, 1st Q 2018 with new offense between 1/1/2018 and 3/31/2021, and 1st Q 2016 with new offenses between 1/1/2016 and 3/31/2021.*

Average time between being placed on Supervision and first date of violation for a new crime 211



Post Release Community Supervision Violation Analysis

In the 1st quarter of 2022, the OCDA received 267 petitions for a violation of PCS by 180 defendants. Of these defendants, 172 were repeat offenders, having received at least 1 prior petition: 99 defendants had over 5 petitions and 59 had over 10 prior petitions.

	1st Quarter	YTD 2022	Projected 2022	Projected Change 2021 to 2022	2021	2020	2019
# Defendants	180	180	720	-24%	943	1068	1233
# Grants/Cases	180	180	720	-24%	943	1071	1236
# Petitions	267	267	1068	-61%	2716	2226	2810

# of Prior Petitions	No Priors	1	2	3	4	5	6-10	11-15	More than 15
# Defendants this Quarter	8	9	18	18	8	20	40	32	27
# Defendants this Year	8	9	18	18	8	20	40	32	27

Average Sentence for Sustained Violation: 114 Days Jail

New Crime Analysis

In the 1st quarter of 2022, the OCDA filed 434 new criminal cases—187 felonies and 246 misdemeanors—against 389 defendants currently or previously on PCS. These new cases include felony charges of Auto Theft, Narcotic Sales, and Weapons.

	1st Quarter	YTD 2022	Projected 2022	Projected Change 2021 to 2022	2021	2020	2019
New Crime							
# of Defendants	389	389	1556	0%	1558	1506	1637
Filed Cases	434	434	1736	-43%	3022	2897	3275

Felony Case Breakdown (Count 1)	
AUTO THEFT	33
NAR SALES	31
WEAPONS	26
ROBBERY	13
FRAUD	11
BURGLARY	10
OTHER	57

New Offense Rates for 1st Quarter:

2021 -	New offense w/in 1 yr of supervisor	<u>66%</u>
2019 -	New offense w/in 3 yrs of supervisio	<u>67%</u>
2017 -	New offense w/in 5 yrs of supervisio	<u>70%</u>

** Rates are for defendants placed on supervision during the 1st Q 2020 with new offenses between 1/1/2020 and 3/31/2021, 1st Q 2018 with new offense between 1/1/2018 and 3/31/2021, and 1st Q 2016 with new offenses between 1/1/2016 and 3/31/2021.*

Average time between being placed on Supervision and first date of violation for a new crime 366



Parole Violation Analysis

In the 1st quarter of 2022, the OCDA received 50 petitions for a violation of Parole by 48 defendants. Of these defendants, 41 were repeat offenders, having received at least 1 prior petition: 18 defendants had more than 5 petitions and 7 had over 10 prior petitions.

	1st Quarter	YTD 2022	Projected 2022	Projected Change 2021 to 2022	2021	2020	2019
# Defendants	48	48	192	-3%	198	316	459
# Grants/Cases	48	48	192	-3%	198	315	455
# Petitions	50	50	200	-35%	307	435	686

# of Prior Petitions	No Priors	1	2	3	4	5	6-10	11-15	More than 15
# Defendants this Quarter	7	6	5	4	5	3	11	6	1
# Defendants this Year	7	6	5	4	5	3	11	6	1

Average Sentence for Sustained Violation: 134 days JAIL

New Crime Analysis

In the 1st quarter of 2022, the OCDA filed 175 new criminal cases—69 felonies and 106 misdemeanors—against 153 defendants currently or previously on Parole. These new cases include felony charges of Auto Theft, Sexual Assault, and Burglary.

New Crime	1st Quarter	YTD 2022	Projected 2022	Projected Change 2021 to 2022	2021	2020	2019
# of Defendants	153	153	612	0%	613	612	685
Filed Cases	175	175	700	-47%	1327	1314	1592

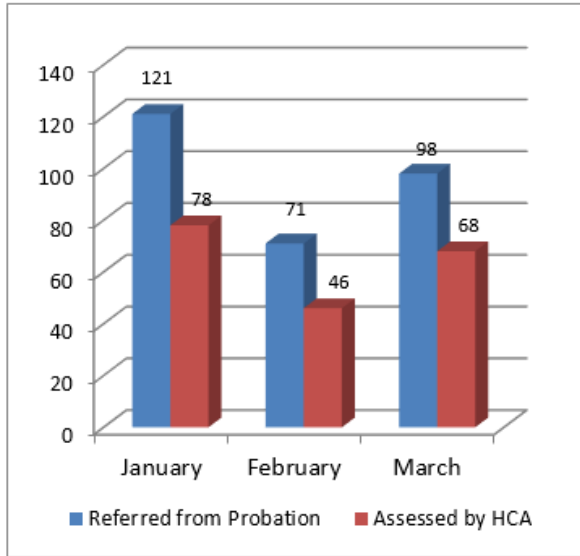
Felony Case Breakdown (Count 1)	
AUTO THEFT	12
SEX ASSAULT	12
BURGLARY	9
NAR SALES	9
WEAPONS	8



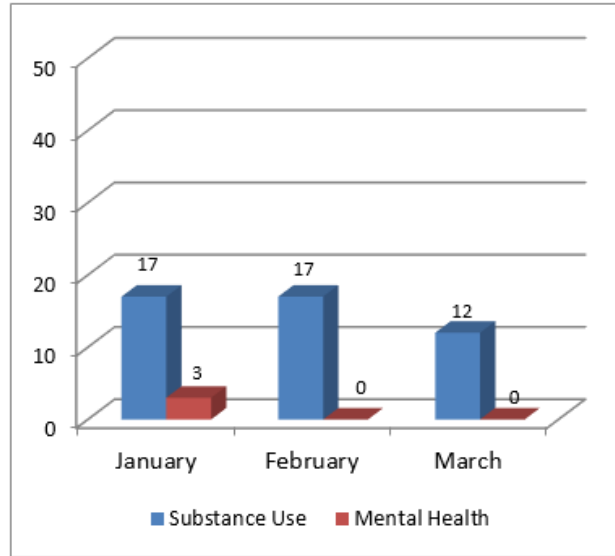
Mental Health and Recovery Services

Referrals and Admissions

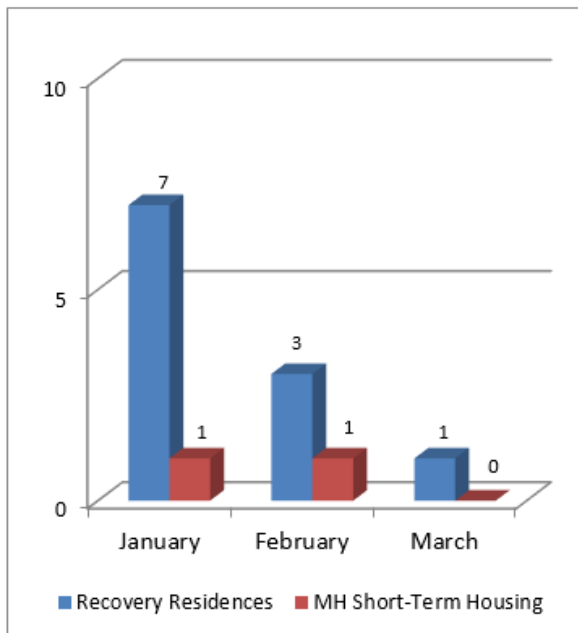
Probation Referrals & HCA Assessments



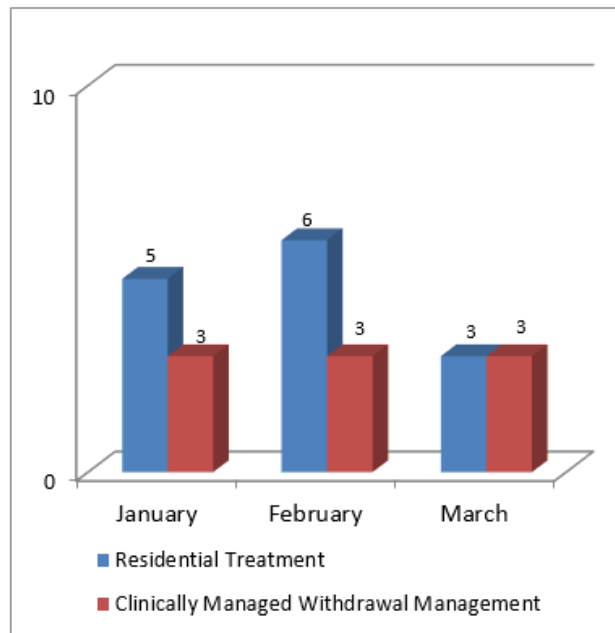
Admitted to Outpatient Treatment



Admitted to Housing



Admitted to Residential Treatment & Clinically Managed Withdrawal Management





HCA AB 109 Referrals and Admissions from January through March 2022:

Services	Referrals	Admissions
Outpatient Substance Use Disorder	70	41
Residential Substance Use Disorder	41	14
Clinically Managed Withdrawal Management	14	9
Narcotic Treatment Program/Medication-Assisted Treatment	20	15
Outpatient Mental Health Treatment	12	3
Bridge Psychiatric Services	3	0
Full Service Partnership	8	4
Mental Health Short-Term Housing	3	2
Recovery Residences	15	11

Mental Health and Recovery Services (MHRS)

In January and February, HCA AB 109 screeners continued to be available on site at Probation offices to screen, assess, facilitate linkage, and coordinate services with probation officers and service providers. In March, two screeners vacated the positions and MHRS is working to fill the positions as quickly as possible. Since that time, all screenings are being done at the Santa Ana Office. Screenings and assessments continue to be available in-person and telephonically.

MHRS recently implemented Medication-Assisted Treatment (MAT) services in the Santa Ana Substance Use Disorder (SUD) Clinic to expand the County’s existing SUD treatment program. The plan is to expand MAT services into the other three SUD County clinic locations in the future. The Santa Ana SUD Clinic is able to offer MAT services to Medi-Cal beneficiaries and unfunded residents currently enrolled in one of the four County SUD clinics and receive referrals for individuals who are released from the jail setting or discharged from an Emergency Department. MAT is a critical component of the Health Care Agency’s current response to address the opioid epidemic impacting our community. Medications available include buprenorphine for opioid use disorder and naltrexone for opioid and alcohol use, support individuals in abstaining from substance use and advancing in recovery.

HCA’s contracted provider, Project Kinship (PK), was approved as a closed access point for Health Management Information System (HMIS)/Coordinated Entry System (CES) and will be able to enter individuals directly into the HMIS portal for increased housing support and community resources, as well as an opportunity for receiving long term housing vouchers.

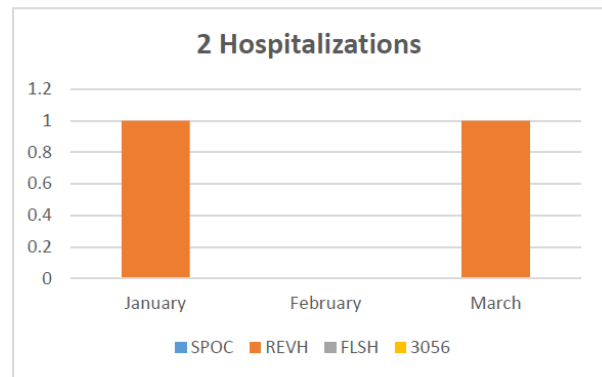
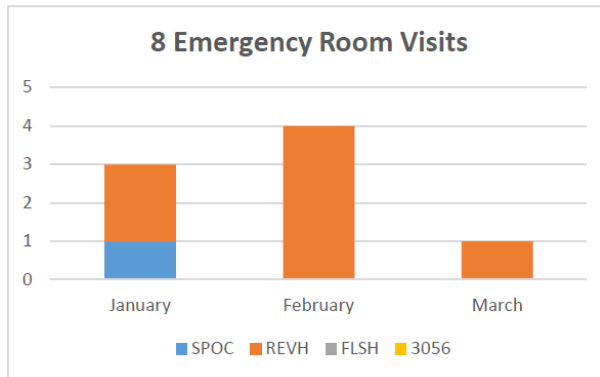
During this quarter, our team received 293 AB 109 referrals from Probation Department, completed 192 assessments and made 186 service referrals. Of the service referrals made, 99 (53%) resulted in admission. Of the service referrals made, 22% were for residential SUD treatment, 38% for outpatient SUD treatment, 8% for clinically managed withdrawal management, 8% for recovery residences and mental health short-term housing, 8% for outpatient mental health and bridge psychiatric services, 11% for narcotic treatment program and medication-assisted treatment, and 4% for full service partnership services. For service referrals that did not result in admission, one common reason is clients not following through with scheduled intake appointment. For those cases, HCA AB 109 team works closely with probation officers to engage clients in services and re-refer as needed.



Correctional Health Services

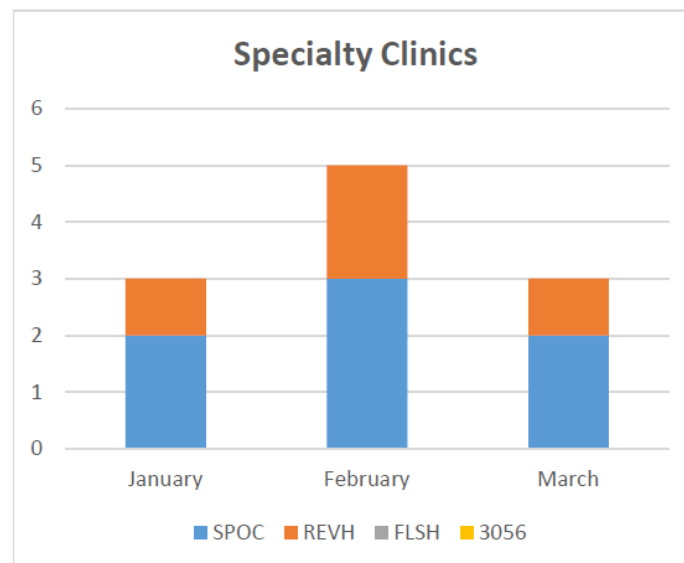
Vivitrol Administration, Emergency Room, and Hospitalizations

Correctional Health Services' staff administered zero (0) Vivitrol in the 1st quarter of 2022. A total of ten (10) AB 109 inmates were either hospitalized or treated in the Emergency Department. There was a decrease from the previous quarter.



Specialty Clinics

All primary care physician services are provided within the jail; however, when an AB 109 inmate needs specialty services, they are transported to specialty medical clinics off-site (such as, Cardiology, Nephrology, Oncology, OB, Surgery, etc.). There are currently 26 specialty clinic services available with 11 clinic visits completed during the 1st quarter of 2022 for AB 109 inmates specifically. This equates to approximately 2% of the total specialty clinic services for this quarter.





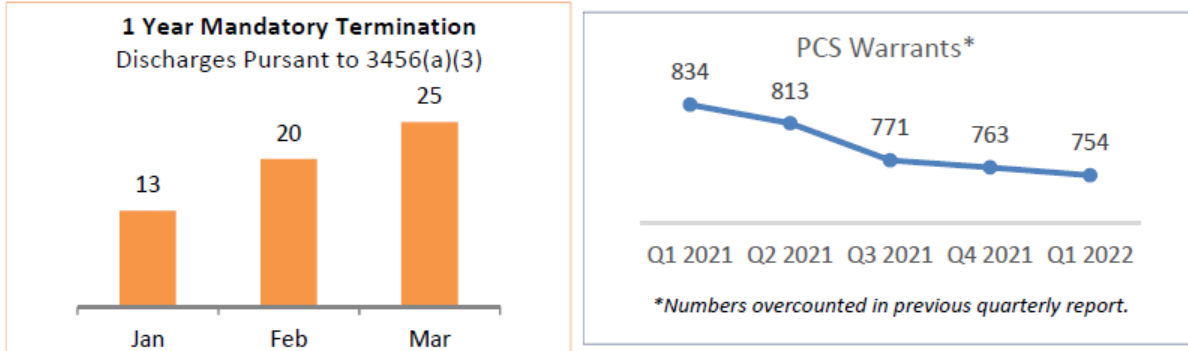
AB109 Type:	SPOC	REVH	FLSH	TOTAL PER CLINIC
TOTAL NUMBER OF APPTS	7	4	0	1
CARDIOLOGY	0	1	0	1
DERMATOLOGY	0	0	0	0
ECHOCARDIOGRAM	0	0	0	0
EEG	0	0	0	0
ENT	0	0	0	0
ENDOCRINOLOGY	0	0	0	0
GASTROENTEROLOGY	1	0	0	1
GENERAL SURGERY	2	0	0	2
NEPHROLOGY	0	0	0	0
NEUROLOGY	1	0	0	1
NUCLEAR MEDICINE	0	0	0	0
HEMATOLOGY/ONCOLOGY	0	0	0	0
INTERVENTIONAL RADIOLOGY	0	0	0	0
OPHTHALMOLOGY	0	1	0	1
ORAL SURGERY	2	0	0	2
ORTHOPEDECS	1	2	0	3
OT	0	0	0	0
OTHER	0	0	0	0
PET SCAN	0	0	0	0
PHYSICAL THERAPY	0	0	0	0
RADIOLOGY	0	0	0	0
ULTRASOUND	0	0	0	0
UROLOGY	0	0	0	0
				11

In-custody Correctional Health Services triages and screens every AB 109 inmate in the jail to determine their medical and mental health needs and subsequent treatment and medication plan. The volume of patients is reflected in the Sheriff’s section of this report, as all in-custody inmates on the Sheriff’s census are also managed by in-custody healthcare staff.



Since the inception of AB 109 through March 31, 2022, OC Probation has supervised 10,721 former state prisoners.

As of March 31, 2022, 1003 individuals were on PCS active supervision.



PCS individuals without custodial sanctions are mandatorily discharged after one year. During the first quarter of 2022, 58 individuals were released on one-year mandatory terminations.

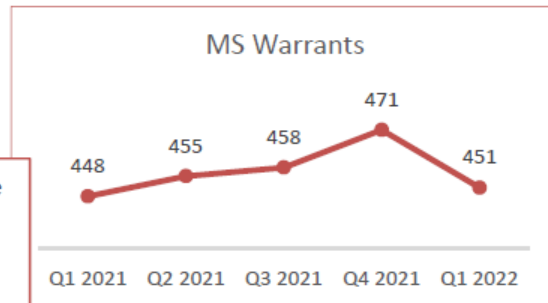
PCS Controlling Offense (All Felonies)	Person	Property	Drug	Weapons	Other
	13%	32%	30%	10%	15%

Mandatory Supervision

Individuals with MS Convictions from October 1, 2011 through March 31, 2022 = 4,574

Mandatory Supervision (MS) individuals are offenders sentenced under PC § 1170(h) who receive jail time followed by supervision. During the first quarter of 2022, 59 individuals were sentenced to MS. In addition, 49 individuals were sentenced but are still in Orange County Jails – once released, OC Probation will supervise them.

As of March 2022, 327 individuals are actively supervised while 451 individuals are on active warrant.



Day Reporting Centers (DRC)

January 1, 2022 – March 31, 2022

61 Program Referrals*		32 Program Entries*		50 Program Discharges*	
Referral Reason (%)		Risk Level at Entry (%)		Phase at Exit 1-3 (%)	
Benefit to Participant	31%	High	53%	1	24%
Sanction	12%	Medium	35%	2	64%
Both	13%	Low	6%	3	12%
Unknown	44%	Not Assessed	6%		

* Referrals, entries, and discharges were affected by the COVID-19 pandemic.