

SUMMARY ACTION MINUTES

REGULAR MEETING ORANGE COUNTY COMMUNITY CORRECTIONS PARTNERSHIP

Thursday, April 25, 2024, 2:00 P.M.



PROBATION DEPARTMENT
MRC, Classroom 2 (behind Juvenile Hall)
333 The City Drive South (previously referred to as 333 Sidwell Way)
Orange, California

DANIEL HERNANDEZ, Chair
Chief Probation Officer

DON BARNES
Sheriff-Coroner

AMIR EL-FARRA
Chief of Police, Garden Grove

VERONICA KELLEY
Health Care Agency

MARTIN SCHWARZ
Public Defender

TODD SPITZER
District Attorney

ATTENDANCE: Members El-Farra, Hernandez, Kelley, Schwarz and Spitzer

EXCUSED: Member Barnes

COUNTY COUNSEL: Wendy Phillips, Deputy

CLERK OF THE PARTNERSHIP: Jamie Ross & Sonia Acuna, Deputy Clerks

ADMINISTRATIVE MATTERS: (Items 1 - 3)

1. Welcome and Introductions
MEETING CALLED TO ORDER AT 2:01 P.M., BY CHAIR HERNANDEZ
2. Receive and file Quarterly Report for January – March 2024
RECEIVED

SUMMARY ACTION MINUTES

3. Realignment Updates:

- CCP Coordinator
- Probation
- Sheriff
- District Attorney
- Public Defender
- Courts
- Health Care/Mental Health
- Local Law Enforcement
- Board of Supervisors
- Social Services
- OC Community Resources
- OC Department of Education
- Community-Based Organization (Representative)
- Waymakers (Victims Representative)

PRESENTED; REQUESTED CLERK TO AGENDIZE ITEM FOR 7/25/24, 2:00 P.M., REGULAR MEETING TO DISCUSS GEO STATS AND PROVIDE DIRECTION TO STAFF

PUBLIC & PARTNERSHIP COMMENTS:

PUBLIC COMMENTS: None

PARTNERSHIP COMMENTS:

Chair Hernandez – Oral Re.: Day Reporting Center contract to go before the Board of Supervisors next month.

ADJOURNED: 2:28 P.M.

SUMMARY ACTION MINUTES

*** KEY ***

Left Margin Notes

1 Don Barnes	A = Abstained
2 Amir El-Farra	X = Excused
3 Daniel Hernandez	N = No
4 Veronica Kelley	P.O. = Partnership Order
5 Martin Schwarz	
6 Todd Spitzer	

(1st number = Moved by; 2nd number = Seconded by)

/s/

DANIEL HERNANDEZ
Chair

/s/

Jamie Ross, Deputy
Clerk of the Partnership



Public Safety Realignment in Orange County

AB 109 Quarterly Report January to March 2024

Prepared by:

Orange County Community Corrections Partnership



VISION STATEMENT

“Enhancing the quality of life of Orange County residents by promoting public safety, reducing recidivism and creating safer communities.”

MISSION STATEMENT

The **Mission** of the Orange County Community Corrections Partnership is to enhance public safety by holding individuals accountable, facilitating successful reentry into the community, reducing recidivism, and improving outcomes for individuals by utilizing evidenced based and best practices and programs that support victims and community restoration in partnership with community-based organizations.



In 2019, the Board of Supervisors adopted the OC CARES *Justice through Prevention and Intervention* 2025 Vision, which linked the county justice systems and systems of care to provide justice-impacted and at-risk individuals with the services designed to promote self-determination and facilitate successful reentry. The 2025 Vision is structured around five pillars (prevention, courts, in-custody, reentry, juvenile & TAY), each having overarching goals assigned to specific departments with identified action items to be completed. The Reentry Pillar focuses on providing accessible and supportive services to justice-involved individuals to assist with a positive transition into the community. The following highlights all the reentry projects in progress and their current status with completion and implementation on target by the end of 2025.

Coordinated Reentry Center



Centrally located in Orange, Probation's Youth Guidance Center is being transformed into the County's first Coordinated Reentry Center. This facility is being completed in phases with phase one providing a dedicated 24-7 facility where anyone released will have a place to go. Individuals seeking to receive or continue reentry services will enter through a reception area where they will be welcomed and linked to a care/case manager to assess and begin to address their needs. Temporary housing will be provided for males and females and the facility will include space for programs, family reunification, counseling, and any other needs determined necessary to remove obstacles for successful reentry. Estimated completion in December 2025.

Regional Reentry Centers / Mobile Reentry Services

The service delivery model adopted for reentry services brings the services to where the people are. This will be accomplished through regionally placed reentry centers in the County and through the use of dedicated multi-resource vehicles and vans that will go in the communities to meet with probationers and justice impacted individuals to offer services, support and information to them, their families and their support systems.



Regional reentry service centers will be a resource for anyone involved in the justice system who needs help finding services, housing, peer support. These are pilot projects that will evolve over time to meet community needs. The Mobile Reentry program will begin implementation later this year. The first Regional Reentry Center opened in March 2024 with a second one planned to open in FY 2024-25.



Workforce Reentry Center



A Workforce Reentry Center is in the planning phase to be established at the former site of the County's Animal Care Center. The model is anticipated to include a training lab, retail operations, job placement services and housing. The program will have eligibility requirements and link to in custody training. Temporary housing on-site will be provided for participants and will include support services. Discussions are in progress to determine the programs and services which will drive the design and development of the space.

In addition to the above projects, bi-monthly meetings are held between the County and organizations providing services and programs for the same population. As the County has continued to try to increase capacity, organizations that have one-time needs that would allow them to expand and serve more or provide additional or enhanced services may request one-time funding. Requests are reviewed by a group consisting of a member for the stakeholder departments and overseen by the County Executive Office. To date, scholarships have been provided for the following:

- Scholarships for three justice-involved individuals to attend carpenter training where they learn marketable skills to become self-sufficient and have a career. (\$9K)
- Start-up costs for newly formed non-profit to expand their funding operations and funding opportunities. (\$50K)
- Assistance with location costs for one non-profit to expand their operations providing fitness therapy and certifications. (\$130K)



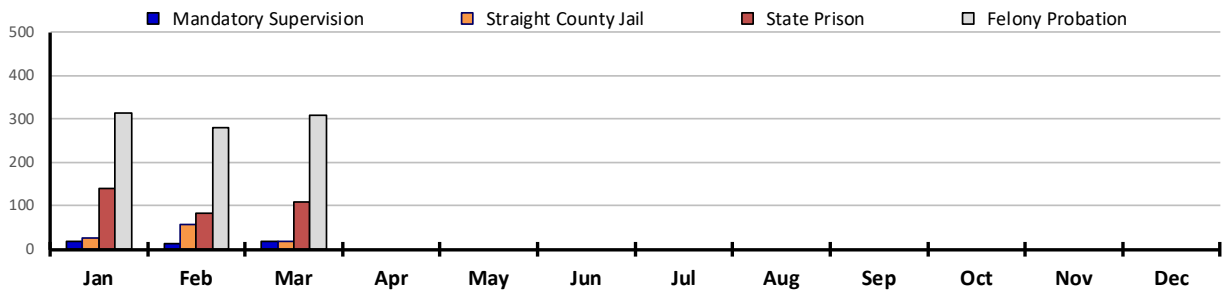
Superior Court of California
 Maria Hernandez, Presiding Judge



I. FILINGS

Measure	Monthly Average	CY 2024	Q1			Q2			Q3			Q4		
			Jan	Feb	Mar	Apr	May	Jun	Jul	Aug	Sep	Oct	Nov	Dec
Felony Filings	1,016	3,048	1,127	945	976									

II. INITIAL SENTENCING



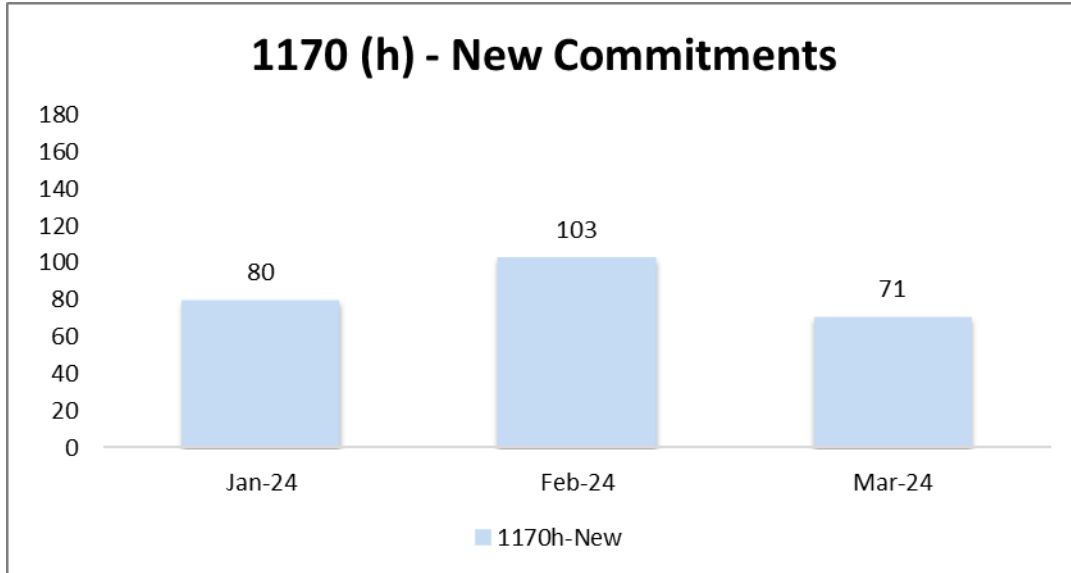
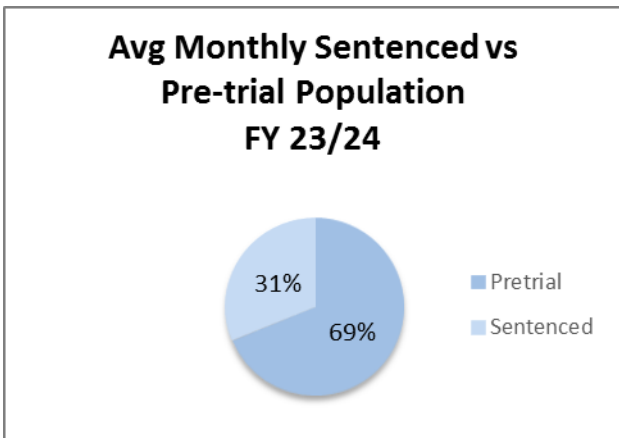
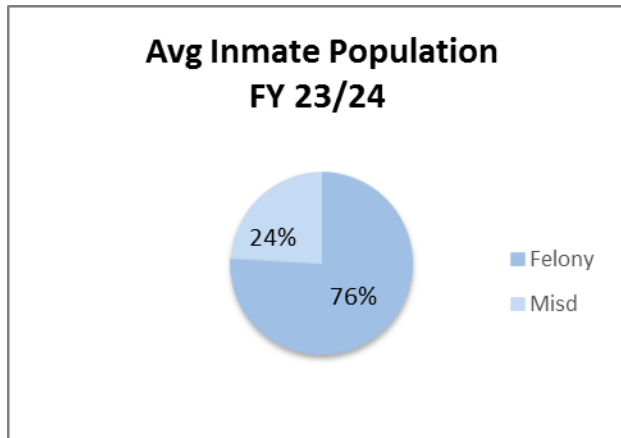
Sentencing Type	%	Month Avg	CY 2024	Q1			Q2			Q3			Q4		
				Jan	Feb	Mar	Apr	May	Jun	Jul	Aug	Sep	Oct	Nov	Dec
A. Mandatory Supervision ("split") <i>[PC§1170(h)(5)(b)]</i>	4%	16	49	18	14	17									
B. Straight County Jail <i>[PC§1170(h)(5)(a)]</i>	7%	33	100	27	56	17									
C. State Prison <i>(non PC§1170 eligible)</i>	24%	111	332	140	83	109									
D. Felony Probation <i>[PC§1203.1]</i>	65%	302	905	315	281	309									
E. TOTAL	100%	462	1,386	500	434	452									

III. PETITIONS /COURT'S MOTIONS TO REVOKE/MODIFY

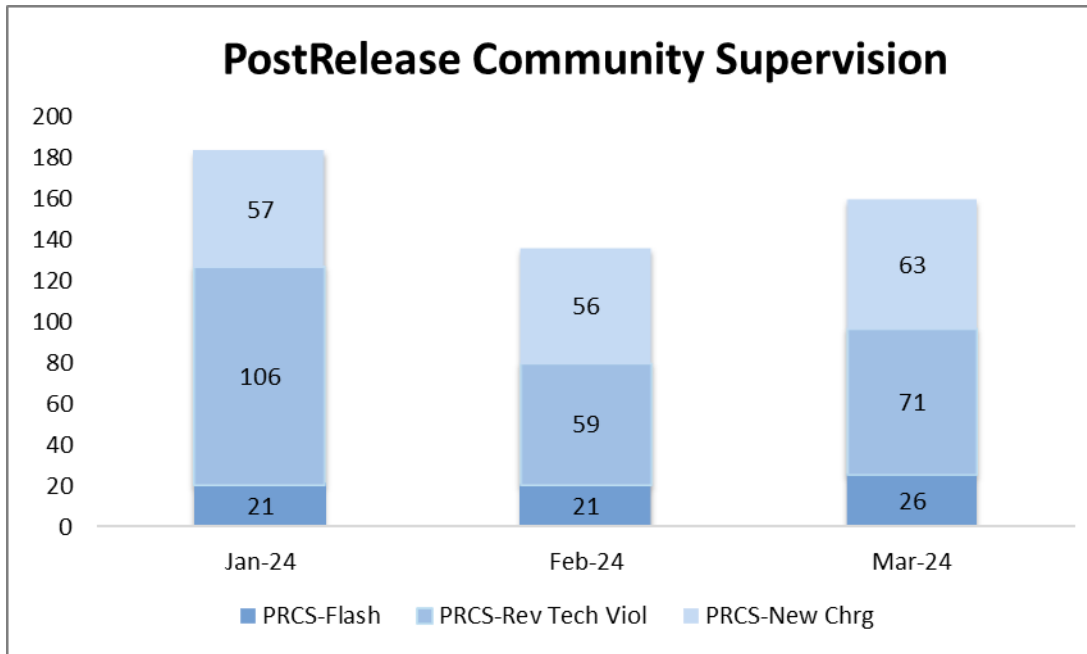
Petitions / Court's Motions	%	Month Avg	CY 2024	Q1			Q2			Q3			Q4		
				Jan	Feb	Mar	Apr	May	Jun	Jul	Aug	Sep	Oct	Nov	Dec
A. Mandatory Supervision ("split")	4%	32	96	42	31	23									
B. Postrelease Community Supv	22%	163	488	183	157	148									
C. Parole	4%	31	93	28	37	28									
D. Felony Probation	70%	531	1,592	557	522	513									
○ <i>Petitions</i>	34%	254	763	272	252	239									
○ <i>Court's Motion</i>	37%	276	829	285	270	274									
E. TOTAL	100%	756	2,269	810	747	712									



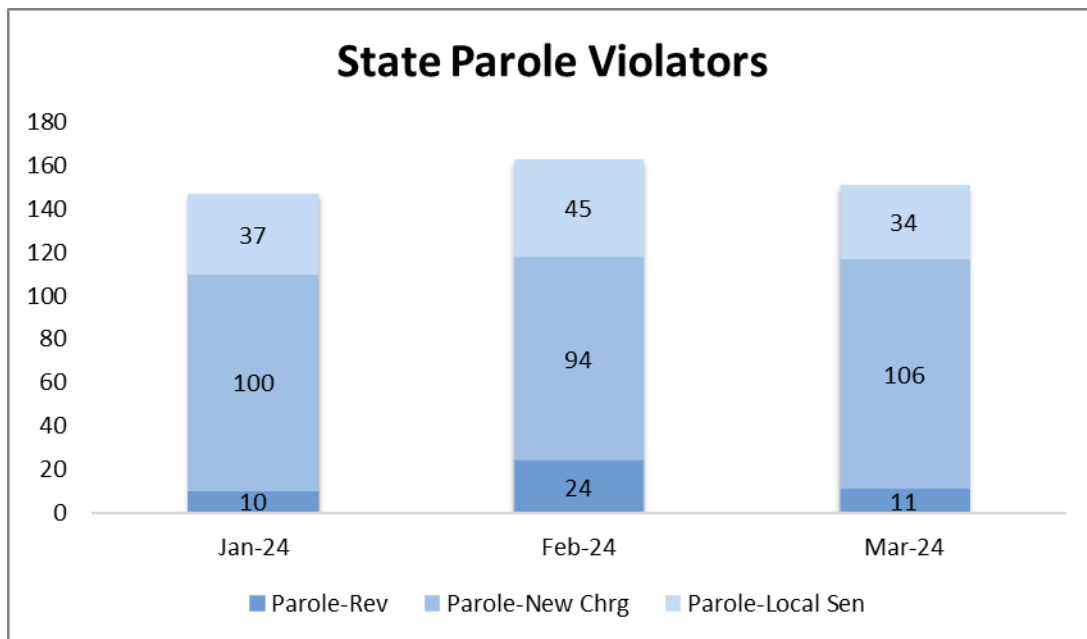
AVG Monthly PCS Violators Booked	Mental Health Treatment			AVG Monthly Population of PC 1170(h)
	Open Cases	New Cases	Rec. Psy. Drugs	
139.00 per month Average Length of Stay 47.63	1857	76	1165	210.00 Serving an average of 143.87 days
	Sick Calls	Dr. Visits	Off Site Dr. Visits	
	11220	7336	276	



- Total number of PC 1170(h) offenders (non-violent, non-serious, non-sex offenders) sentenced to the Orange County Jails as a new commitment. Includes both straight and split sentences.



- Total number of Post-Release Community Supervision offenders booked on a 1) PC 3454(c) flash incarceration; 2) PC 3455(a) – revoked for technical violation; and 3) for new charges.



- Total number of state parole violators booked on a 1) PC 3056(a) parole violation only; 2) received jail time as a result of a parole revocation hearing; and 3) any new offense(s) including PC 1170(h) charges.



The Public Defender’s Office continues to assist in the reduction of recidivism by identifying and removing reentry barriers within our Realignment client population. The Public Defender’s Office Recidivism Reduction Unit (RRU) consists of attorneys, resource paralegals, Recidivism Reduction Advisors (RRA), and support staff. The RRU team is dedicated to creating improved opportunities for housing, education, employment, and mental health and substance abuse treatment services in order to assist our realignment population in acclimating back into society upon their release from custody.

With respect to our AB 109 population specifically, the overall number of Post-release Community Supervision (PCS), Mandatory Supervision (MS), parole cases, and contested hearings continues to fluctuate.

During the 1st quarter of 2024, the Public Defender’s Office handled the following AB 109 matters:

PCS Cases Opened	MS Cases Opened	Parole Cases Opened	Total Court Appearances (includes PCS, MS and Parole)	Contested Hearings
521	83	93	1200	1

Recidivism Reduction Unit

The Public Defender’s Recidivism Reduction Unit works closely with our AB 109 clients in order to determine their individual needs and to identify individual barriers to reentry. Our RRAs have continued to meet with in-custody clients for the purpose of conducting comprehensive life interviews that help identify any obstacles in finding housing, employment, and mental health and substance use disorder (SUD) services. RRAs then collaborate with other County agencies, including the Probation Department, Health Care Agency, and the Orange County Sheriff’s Department, to improve the delivery of necessary services.

For our in-custody AB 109 clients who suffer from SUDs, our RRAs conduct assessments using the ASAM tool to determine the client’s necessary level of treatment. RRAs then work with Health Care Agency to secure appropriate treatment options. Our RRAs also access the State Automated Welfare System and CalWIN to determine if clients receive any benefits, such as Medi-Cal, CalWORKs, CalFresh, or general relief. For our in-custody SUD clients who do not actively receive Medi-Cal, and for those who are in need of a CalOptima-funded-bed, our RRAs refer them to our community partner, Project Kinship. Project Kinship then meets with the client, while they are still in-custody, and assists the client in applying for Medi-Cal prior to their release.

For our in-custody AB 109 clients who suffer from mental illness, our RRAs link them directly with Correctional Health Service’s (CHS) Jail to Community Reentry Program (JCRP). Our clients are then assessed by correctional mental health staff and are provided access and linkage to behavioral health and supportive services. This is just another example of how the RRU works with community partners and other agencies to resolve reentry obstacles, decrease recidivism, and increase community safety.



Orange County Public Defender's Office
Martin Schwarz, Public Defender



Our RRAs also assist our AB 109 clients with transportation, transitional housing, SSA benefits, Medication-Assisted Treatment (MAT), and locating inpatient and outpatient SUD programs. Our clients' needs are unique and varied. Because of this, our RRAs work alongside our attorneys, resource paralegals and support staff to provide a variety of resources. At times, our RRU team assists our clients at a very basic level, providing food and clothing. Often our clients have more complicated needs, which require additional assistance. This assistance can include:

- Obtaining vital records such as identification, driver's licenses, and birth certificates.
- Helping clients enroll in programs for family reunification services.
- Acquiring immigration documents to help clients obtain citizenship.
- Helping clients obtain government assistance, including General Relief benefits, food stamps, and Medi-Cal.
- Assisting clients with receiving mental health services.
- Helping clients receive veteran benefits and assistance.
- Helping client locate educational opportunities, professional licensing or vocational schools.

In addition, the RRU's New Leaf program assists clients with legal barriers, in order to increase opportunities in employment, professional licensing, and consumer credit. Our attorneys and paralegals collaborate with community organizations and community supervision to provide on-site legal advice on how to take advantage of motions and petitions offered within our New Leaf Program and to provide participants with the resources listed above. Our attorneys and paralegals provide weekly on-site assistance at Project Kinship, and our paralegals provide assistance three times a month at different parole and probation day reporting centers within the county.

Most recently, the Public Defender's Office was invited by the California Department of Corrections and Rehabilitation to participate in the first-ever reentry resourcing event at California Institute for Women, Chino. During this event, the female inmates were given the opportunity to interact with various service providers and were provided information regarding resources available to them within the counties of their release. Our RRA's and attorneys provided reentry information, which included how to secure housing, obtain vital records and work documents, treatment opportunities, and educational and occupational resources available to them in Orange County.

Our office also partnered with the county to provide legal assistance and reentry services at *Verdugo*, the county's first reentry center. At *Verdugo*, clients are provided information regarding their supervision obligations as well as resources to assist them in complying with court ordered commitments and reintegrating into the community, all of which is aimed at reducing recidivism.

Additionally, our office's collaboration with the Orange County Sheriff's inmate services and correctional programming continues. Our attorneys and paralegals regularly meet with inmates housed in the Transitional Age Youth (TAY) and HUMV units, as well as inmates participating in the "All In" program. Our attorneys and paralegals provide advice and guidance related to navigating the criminal justice system, successfully completing post-incarceration supervision, employment skills, child support, and our New Leaf Program resources.



Orange County Public Defender’s Office
 Martin Schwarz, Public Defender



The RRU is committed to assisting clients successfully reenter the community by helping clients meet the needs and demands of present society. Our paralegals also provide weekly life skills education to a selected group of individuals, prior to their release from custody. Our paralegals facilitate Moral Reconciliation Therapy (MRT) to these individuals, which assists them with developing social, emotional, and thinking skills in order for the clients to adjust and succeed upon their reentry.

During this quarter, our RRU team has actively filed the following motions and petitions:

- Penal Code 1203.4 motions requesting felony and misdemeanor convictions be set aside and dismissed from the client’s record
- Petitions for Certification of Rehabilitation requesting a full pardon from the Governor
- Petitions to dismiss and seal convictions related to loitering with the intent to commit prostitution, pursuant to Senate Bill 357
- Petitions to terminate sex offender registration, pursuant to Senate Bill 384
- Proposition 47 petitions, which allow certain felony convictions to be recalled and designated as misdemeanors

These motions and petitions are of significant benefit to our clients as they eliminate or reduce obstructions to employment opportunities.

In the 1st quarter of 2024, our RRU team has handled the following contacts:

Client Contacts	Program and Service Referrals	Obtaining Vital Records	Motions/Petitions Filed
4758	2750	898	126

With the assistance of the Public Defender’s RRU team, Realignment clients continue to make significant progress towards creating stability by learning life skills, obtaining employment, locating housing, and receiving treatment for substance use disorders and mental health diagnosis, thereby reducing recidivism and increasing public safety.



Total Population Analysis

In the 1st quarter of 2024, the OCDA handled a total of 628 petitions for a violation of AB 109 supervision. The 628 petitions were for a total of 479 different defendants. Of the 479 defendants, 407 (85%) were repeat offenders, having received at least 1 prior petition. 218 (46%) had at least 5 prior petitions, and 112 (23%) had more than 10 prior petitions.

Additionally, in the 1st quarter of 2024, the OCDA filed 1,073 new criminal cases—405 felony (38%), 668 misdemeanor (62%)—against a total of 857 defendants who are currently or previously on AB 109 supervision. Weapons (73), auto theft (71) and narcotic sales (55) charges were the most common new felony filings against an AB 109 individual (199 cases).

Overall, PCS defendants remained the largest population of violators, and they were most likely to commit new offenses.

The following pages of this report break down the statistics by form of supervision—Mandatory Supervision (MS), PCS, and parole.

	1 st Quarter	YTD 2024	Projected 2024	Projected Change 2023 to 2024	2023	2022	2021
# Defendants	479	479	1916	41%	1358	1422	1447
# Grants/Cases	494	494	1976	37%	1440	1536	1559
# Petitions	628	628	2512	-19%	3088	3255	3536

# of Prior Petitions	No Priors	1	2	3	4	5	6-10	11-15	More than 15
# Defendants this Quarter	72	63	30	40	25	31	106	66	46
# Defendants this Year	72	63	30	40	25	31	106	66	46

	1 st Quarter	YTD 2024	Projected 2024	Projected Change 2023 to 2024	2023	2022	2021
New Crime							
# of Defendants	857	857	3428	21%	2841	2891	2918
Filed Cases	1073	1073	4292	-23%	5593	5683	5922

*This data is live and is constantly being added to and corrected. Past reported numbers change because cases are constantly being edited.



Mandatory Supervision Violation Analysis

In the 1st quarter of 2024, the OCDA received 59 petitions for a violation of Mandatory Supervision by 39 defendants. Of these defendants, 30 were repeat offenders, having received at least 1 prior petition: 4 defendants had more than 5 petitions.

	1st Quarter	YTD 2024	Projected 2024	Projected Change 2023 to 2024	2023	2022	2021
# Defendants	39	39	156	-24%	204	268	363
# Grants/Cases	54	54	216	-17%	260	356	475
# Petitions	59	59	236	-36%	367	534	741

# of Prior Petitions	No Priors	1	2	3	4	5	6-10	11-15	More than 15
# Defendants this Quarter	9	10	6	5	4	1	4	0	0
# Defendants this Year	9	10	6	5	4	1	4	0	0

Average Sentence for Sustained Violation: 4 months LOCAL

New Crime Analysis

In the 1st quarter of 2024, the OCDA filed 278 new criminal cases (106 felonies and 172 misdemeanors) against 210 defendants currently or previously on Mandatory Supervision. These new cases include felony charges of Auto Theft, Narcotic Sales, and Fraud.

New Crime	1st Quarter	YTD 2024	Projected 2024	Projected Change 2023 to 2024	2023	2022	2021
# of Defendants	210	210	840	9%	771	821	919
Filed Cases	278	278	1112	-29%	1572	1662	1985

Felony Case Breakdown (Count 1)	
AUTO THEFT	25
NAR SALES	22
FRAUD	13
BURGLARY	12
WEAPONS	8
THEFT	6
OTHER	20

Recidivism measures for 2019, 2021, 2023 cohorts. Individuals released during Q1 that have recidivism measure within 1, 3 or 5 years. Measures include: new filings, violation of terms, and convictions.

2019 COHORT	1 YEAR	3 YEAR	5 YEAR
VIOLATIONS	64%	64%	64%
FILINGS	47%	60%	65%
CONVICTIONS	32%	48%	60%
2021 COHORT	1 YEAR	3 YEAR	5 YEAR
VIOLATIONS	79%	86%	N/A
FILINGS	55%	65%	N/A
CONVICTIONS	38%	61%	N/A
2023 COHORT	1 YEAR	3 YEAR	5 YEAR
VIOLATIONS	60%	N/A	N/A
FILINGS	20%	N/A	N/A
CONVICTIONS	32%	N/A	N/A



Post Release Community Supervision Violation Analysis

In the 1st quarter of 2024, the OCDA received 487 petitions for a violation of PRCS by 358 defendants. Of these defendants, 321 were repeat offenders, having received at least 1 prior petition: 191 defendants had over 5 petitions and 104 had over 10 prior petitions.

	1st Quarter	YTD 2024	Projected 2024	Projected Change 2023 to 2024	2023	2022	2021
# Defendants	358	358	1432	59%	898	884	943
# Grants/Cases	358	358	1432	55%	924	884	943
# Petitions	487	487	1948	-17%	2335	2497	2716

# of Prior Petitions	No Priors	1	2	3	4	5	6-10	11-15	More than 15
# Defendants this Quarter	37	38	16	32	20	24	87	60	44
# Defendants this Year	37	38	16	32	20	24	87	60	44

Average Sentence for Sustained Violation: 125 Days Jail

New Crime Analysis

In the 1st quarter of 2024, the OCDA filed 561 new criminal cases (217 felonies and 344 misdemeanors) against 469 defendants currently or previously on PRCS. These new cases include felony charges of Auto Theft, Narcotic Sales, and Weapons.

New Crime	1st Quarter	YTD 2024	Projected 2024	Projected Change 2023 to 2024	2023	2022	2021
# of Defendants	469	469	1876	28%	1464	1432	1558
Filed Cases	561	561	2244	-19%	2776	2753	3022

Felony Case Breakdown (Count 1)	
AUTO THEFT	37
NAR SALES	33
WEAPONS	33
BURGLARY	21
ASSAULT	15
FRAUD	15
OTHER	61

Recidivism measures for 2019, 2021, 2023 cohorts. Individuals released during Q1 that have recidivism measure within 1, 3 or 5 years. Measures include: new filings, violation of terms, and convictions.

2019 COHORT	1 YEAR	3 YEAR	5 YEAR
VIOLATIONS	58%	61%	63%
FILINGS	38%	60%	65%
CONVICTIONS	32%	48%	56%
2021 COHORT	1 YEAR	3 YEAR	5 YEAR
VIOLATIONS	64%	66%	N/A
FILINGS	60%	68%	N/A
CONVICTIONS	51%	66%	N/A
2023 COHORT	1 YEAR	3 YEAR	5 YEAR
VIOLATIONS	53%	N/A	N/A
FILINGS	43%	N/A	N/A
CONVICTIONS	39%	N/A	N/A



Parole Violation Analysis

In the 1st quarter of 2024, the OCDA received 82 petitions for a violation of Parole by 82 defendants. Of these defendants 56 were repeat offenders, having received at least 1 prior petition: 23 defendants had more than 5 petitions and 8 had over 10 prior petitions.

	1st Quarter	YTD 2024	Projected 2024	Projected Change 2023 to 2024	2023	2022	2021
# Defendants	82	82	328	28%	256	200	198
# Grants/Cases	82	82	328	28%	256	200	198
# Petitions	82	82	328	-15%	386	298	307

# of Prior Petitions	No Priors	1	2	3	4	5	6-10	11-15	More than 15
# Defendants this Quarter	26	15	8	3	1	6	15	6	2
# Defendants this Year	26	15	8	3	1	6	15	6	2

Average Sentence for Sustained Violation: 144 days JAIL

New Crime Analysis

In the 1st quarter of 2024, the OCDA filed 234 new criminal cases (82 felonies and 152 misdemeanors) against 178 defendants currently or previously on Parole. These new cases include felony charges of Weapons, Burglary, and Sexual Assault.

New Crime	1st Quarter	YTD 2024	Projected 2024	Projected Change 2023 to 2024	2023	2022	2021
# of Defendants	178	178	712	17%	606	567	613
Filed Cases	234	234	936	-25%	1245	1184	1327

Felony Case Breakdown (Count 1)	
WEAPONS	12
BURGLARY	11
SEX ASSAULT	10
ASSAULT	9
AUTO THEFT	9
NAR POSS	9
VANDALISM	6

Recidivism measures for 2019, 2021, 2023 cohorts. Individuals released during Q1 that have recidivism measure within 1, 3 or 5 years. Measures include: new filings, violation of terms, and convictions.

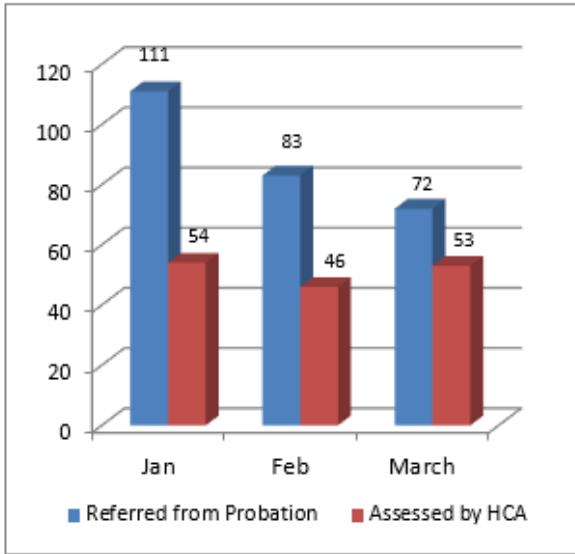
2019 COHORT	1 YEAR	3 YEAR	5 YEAR
VIOLATIONS	46%	52%	54%
FILINGS	48%	67%	71%
CONVICTIONS	39%	59%	64%
2021 COHORT	1 YEAR	3 YEAR	5 YEAR
VIOLATIONS	24%	34%	N/A
FILINGS	44%	60%	N/A
CONVICTIONS	31%	53%	N/A
2023 COHORT	1 YEAR	3 YEAR	5 YEAR
VIOLATIONS	25%	N/A	N/A
FILINGS	34%	N/A	N/A
CONVICTIONS	28%	N/A	N/A



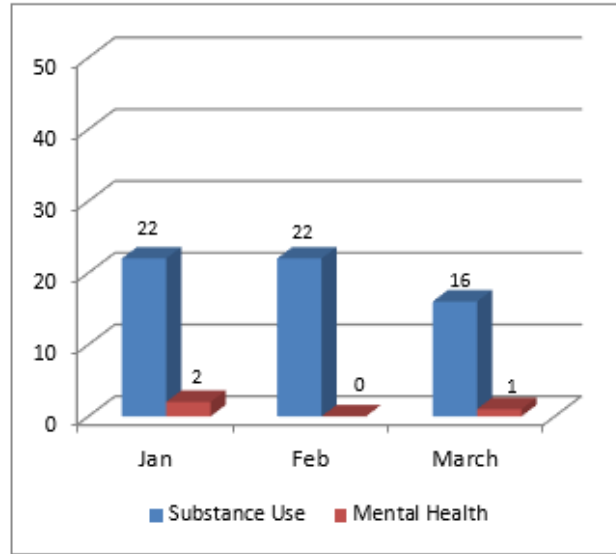
Mental Health and Recovery Services

Referrals and Admissions

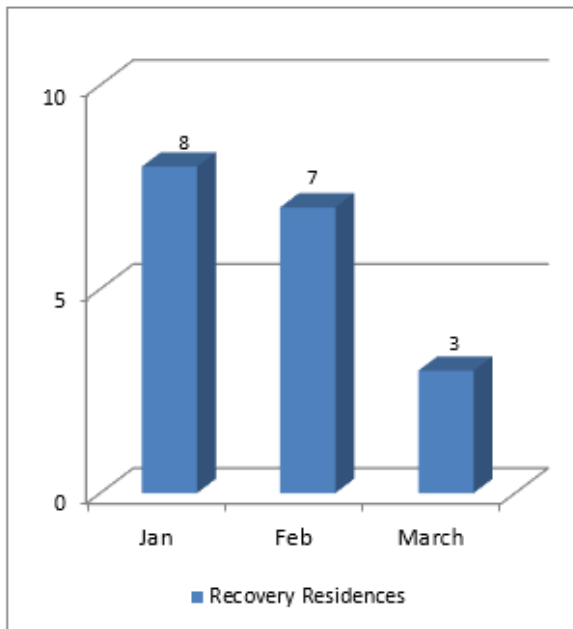
Probation Referrals & HCA Assessments



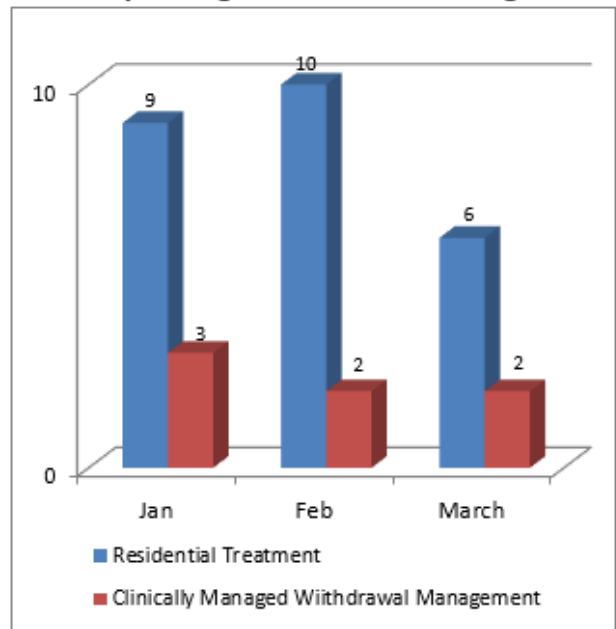
Admitted to Outpatient Treatment



Admitted to Recovery Residences



Admitted to Residential Treatment & Clinically Managed Withdrawal Management





HCA AB 109 Referrals and Admissions from January through March 2024:

Services	Referrals	Admissions
Residential Treatment	21	21
Adult Outpatient Substance Use Disorder	66	60
Recovery Residence and Short Term Housing	2	*21
Clinical Managed Withdrawal Management (Medical and Social Models)	19	12
Adult Outpatient Mental Health Treatment	7	3
Bridge Psychiatric Services	1	0
Narcotic Treatment Program (Including MAT)	18	10
Full-Service Partnership	8	8

*Note: The number of clients admitted to Recovery Residence and Short Team Housing is higher than the number referred because of self -referrals and those that were later identified as AB 109 after admission.

Mental Health and Recovery Services (MHRS)

Effective since January 2024, HCA AB 109 screeners are available on all screening sites at Santa Ana, Anaheim, Westminster, and Laguna Hills Probation to screen, assess, facilitate linkage, and coordinate services with probation officers and service providers. Currently, HCA has 4 AB 109 screeners for this reporting quarter. AB 109 program positions are all filled, and the program does not have any vacancy for the 1st quarter of 2024. Staff level has been maintained with 4 screeners providing services since the last quarter of 2023 till current.

During this quarter, HCA AB 109 team received 266 AB 109 referrals from Probation, completed 141 assessments and made 100% service referrals of 141. Of the service referrals made, 15% were for residential substance use disorder (SUD) treatment, 47% for outpatient SUD treatment, 13% for clinically managed withdrawal management, 1% for recovery residences, 5% for outpatient mental health and bridge psychiatric services, 13% for narcotic treatment program, and 6% for Full-Service Partnership services. During this quarter, there were 135 service admissions, which is an increase of 20% in service admission compared to the 4th quarter of 2023. HCA AB 109 team continues to work closely with probation officers to engage AB 109 clients in services and the effort of maintaining a stable staffing and opening all screening sites have enhanced service engagement and increased access points for clients.

HCA MHRS system navigators continue to provide in-reach services and maintain a positive working relationship with Correctional Health Services. Services provided for clients upon their release are linking individuals to county or county contracted mental health and substance use treatment, providing transportation services to various treatment sites and being a resource to clients for question related to housing and shelters. During this reporting quarter, our system navigators made 45 referrals for medication assisted treatment (MAT), 7 received transportation services upon their release and 9 individuals on medication-assisted treatment were enrolled at the Santa Ana Substance Use Disorder (SUD) clinic.

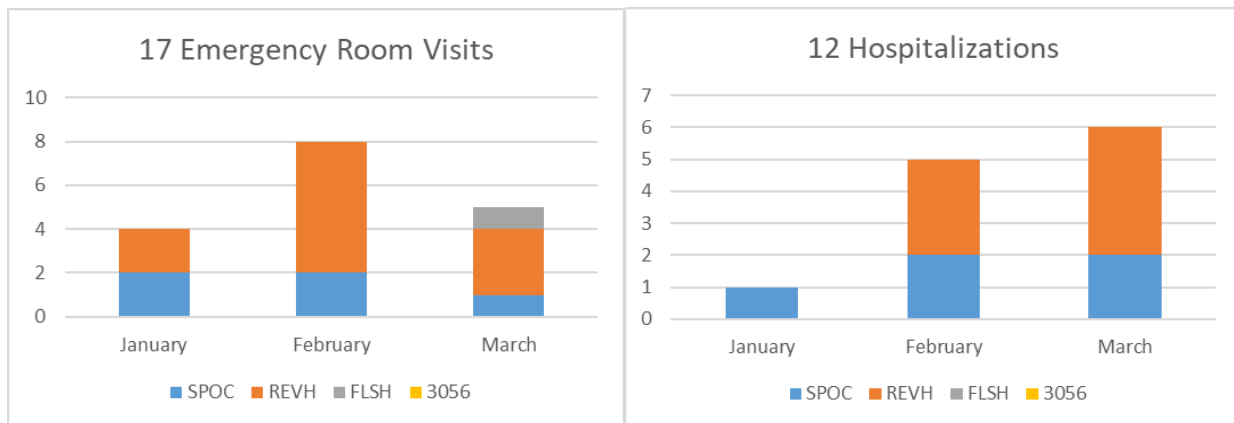


HCA AB 109 Staff are working actively to look for resources and linkage opportunities for the AB 109 population. During this quarter, HCA Residential Treatment Services continue to offer short term recovery residence beds to clients leaving withdrawal management who are waitlisted for a residential treatment bed. Referrals to short term beds are determined by detox providers when it is deemed necessary. This has been a helpful transition to keep clients in treatment with the hope of a pending residential treatment bed.

Correctional Health Services

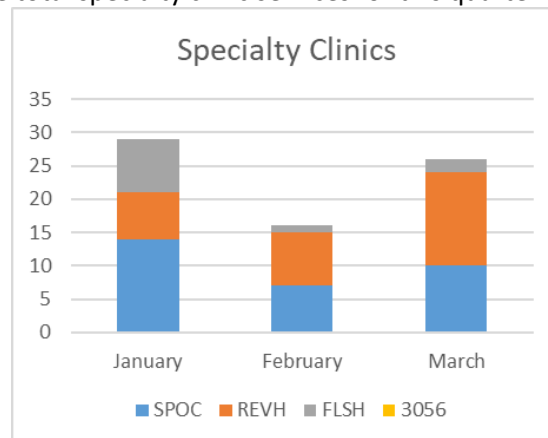
Vivitrol Administration, Emergency Room, and Hospitalizations

Correctional Health Services' staff administered zero (0) Vivitrol in the 1st quarter of 2024. There was no change from the previous quarter. A total of 29 AB 109 inmates were either hospitalized or treated in the Emergency Department. This was an increase of 18 from the previous quarter.



Specialty Clinics

All primary care physician services are provided within the jail; however, when an AB 109 inmate needs specialty services, they are transported to specialty medical clinics off-site (such as Cardiology, Nephrology, Oncology, OB, Surgery, etc.). There are currently over 30 specialty clinic services available with 71 clinic visits completed during the 1st quarter of 2024 for AB 109 inmates specifically. This equates to approximately 7.4% of the total specialty clinic services for this quarter.





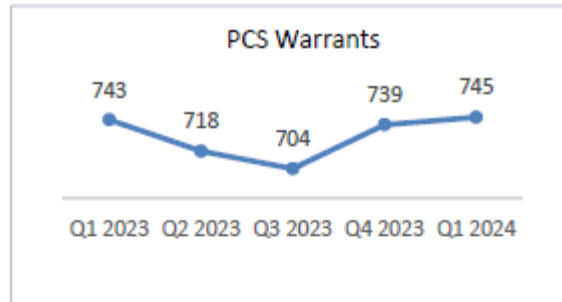
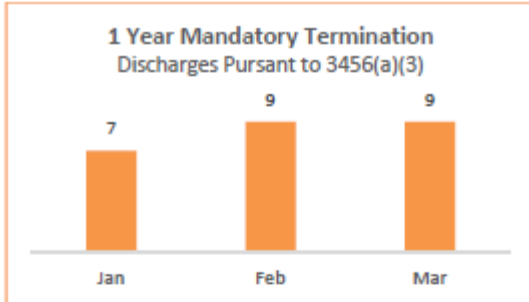
AB109 Type:	SPOC	REVH	FLSH	TOTAL PER CLINIC
TOTAL NUMBER OF APPTS	31	29	11	
AUDIOLOGY	0	0	0	0
CARDIOLOGY	5	3	1	9
CARDIO THORACIC SURGERY CLINIC	0	0	0	0
DERMATOLOGY	1	0	0	1
ECHOCARDIOGRAM	1	0	0	1
EEG	0	0	0	0
ENDOCRINOLOGY	0	0	0	0
ENT	1	0	0	1
GASTROENTEROLOGY	2	0	0	2
GENERAL SURGERY	2	1	0	3
GI LAB	1	0	0	1
GYN ONCOLOGY	0	0	0	0
HAND SPECIALTY	0	0	0	0
HEMATOLOGY/ONCOLOGY	0	1	0	1
INFECTIOUS DISEASE	0	0	1	1
INTERVENTIONAL RADIOLOGY	0	0	0	0
NEPHROLOGY	0	0	0	0
NEUROLOGY	0	0	1	1
NEUROSURGERY	0	0	0	0
NUCLEAR MEDICINE	0	0	0	0
OCCUPATIONAL THERAPY	1	0	0	1
OPHTHALMOLOGY	3	0	1	4
ORAL SURGERY	0	0	0	0
OR – SURGERY	1	2	0	3
ORTHOPEDICS	7	6	6	19
OTHER	1	2	0	3
PET SCAN	0	0	0	0
PHYSICAL THERAPY (PT)	0	1	1	2
PODIATRY	0	7	0	7
PSYCHIATRY	2	2	0	4
RADIOLOGY	1	3	0	4
ULTRASOUND	2	1	0	3
UROLOGY	0	0	0	0
				71

In-custody Correctional Health Services triages and screens every AB 109 inmate in the jail to determine their medical and mental health needs and subsequent treatment and medication plan. The volume of patients is reflected in the Sheriff’s section of this report, as all in-custody inmates on the Sheriff’s census are also managed by in-custody healthcare staff.



Since the inception of AB 109 through March 31, 2024, OC Probation has supervised 11,983 former state prisoners.

As of March 31, 2024, 928 individuals were on PCS active supervision.



PCS individuals without custodial sanctions are mandatorily discharged after one year. During the first quarter of 2024, 25 individuals were released on one-year mandatory terminations.

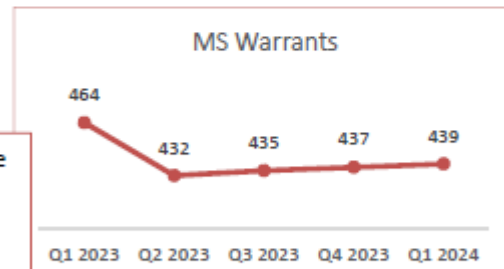
PCS Controlling Offense (All Felonies)	Person	Property	Drug	Weapons	Other
	14%	32%	29%	10%	15%

Mandatory Supervision

Individuals with MS Convictions from October 1, 2011 through March 31, 2024 = 4,839

Mandatory Supervision (MS) individuals are offenders sentenced under PC § 1170(h) who receive jail time followed by supervision. During the first quarter of 2024, 41 individuals were sentenced to MS. In addition, 2 individuals were sentenced but are still in Orange County Jails – once released, OC Probation will supervise them.

As of March 2024, 269 individuals are actively supervised while 439 individuals are on active warrant.



Day Reporting Centers (DRC)

January 1, 2024 – March 31, 2024

109 Program Referrals*		65 Program Entries*		67 Program Discharges*	
Referral Reason (%)		Risk Level at Entry (%)		Phase at Exit 1-3 (%)	
Benefit to Participant	56%	High	77%	1	40%
Sanction	12%	Medium	17%	2	51%
Both	32%	Low	3%	3	9%
Unknown	0%	Not Assessed	3%		

* As of February 2024, referrals, entries, and discharges include Pretrial, Juvenile TAY, and MRT-referred individuals.



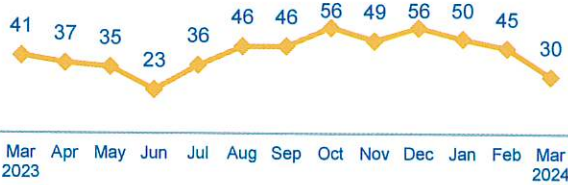
Orange County Probation Department
Daniel Hernandez, Chief Probation Officer



AB109 Monthly Stats
March 2024

Postrelease Community Supervision (PCS)

Releases from Prison
from 10/1/11 - 3/31/24 = 11,983
2024 YTD = 125
2024 Monthly Avg = 42



PCS Active Supervision
(Excludes Warrants)

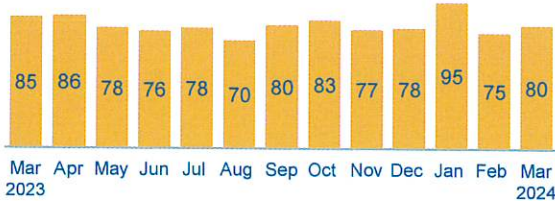
928

Warrant

217 ICE 528 PCS 745 Total

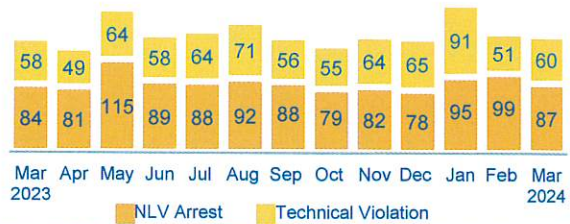
Warrants

2024 YTD = 250
2024 Monthly Avg = 83



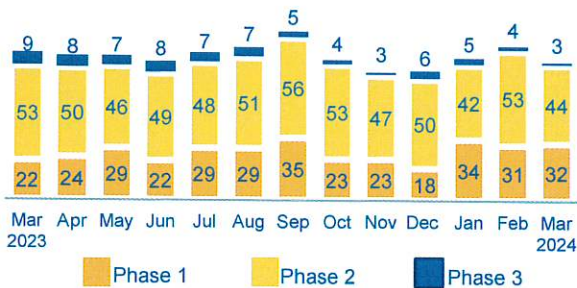
Revocations

2024 YTD = 483
2024 Monthly Avg = 161



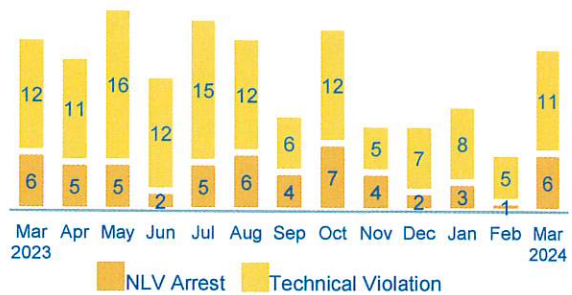
Day Reporting Center Participants

2024 Monthly Avg = 83
Monthly Avg:(AB109 = 35, GenSup = 44, TAY = 1, Pre = 0, MRT = 3)



Flash Incarcerations

2024 Monthly Avg = 11
2023 Monthly Avg = 16



Mandatory Supervision (MS)

Individuals with MS Convictions

from 10/1/11 - 3/31/24 = 4839
2024 YTD = 41
2024 Monthly Avg = 14



MS Active Supervision

(Excludes Warrants)

269

Warrants

439

March Flash Incarcerations

0



H.I.R.E.

Hub for Integration, Reentry & Employment

WHEN: MAY 8, 2024
11am-2pm

WHERE: HONDA CENTER
2695 E Katella Ave,
Anaheim, CA



3rd Annual Reentry Resource Fair

Connect With Community Resources & Jobs

Vendors include:

- Employers
- Education
- Legal Assistance
- Health & Wellness
- Addiction Recovery & more!

Open to Anyone in the
Community 18+

Note, **no minors are allowed** at
the event.

- Bring your resume for professional review
- FREE professional head shots (Dress accordingly!)
- FREE Visual Dental Exams

- FREE to attend and FREE to park!
- Pre-Register to save time!
- Must be present to participate in opportunity drawing for gift cards, school supplies, professional supplies & more!

**Pre-Register to
Save Time!**



Visit www.hireoc.org
for more info or for vendor
registration.

