

**Notice and Call  
of a  
Special Meeting  
of the  
Orange County Community Corrections Partnership**

A Special Meeting of the Orange County Community Corrections Partnership will convene on Thursday, February 29, at 2:00 p.m., in Classroom 2, MRC, 333 The City Drive South (previously referred to as 333 Sidwell Way), Orange, California.

The items of business to be conducted at this meeting are:

As outlined on attached agenda

Opportunity will be provided, before or during the consideration of each item of business, for members of the public to directly address the Partnership regarding that business.

*/s/*

---

**DANIEL HERNANDEZ**

Chair

# AGENDA

## SPECIAL MEETING ORANGE COUNTY COMMUNITY CORRECTIONS PARTNERSHIP



Thursday, February 29, 2024, 2:00 P.M.

PROBATION DEPARTMENT  
MRC, Classroom 2 (behind Juvenile Hall)  
333 The City Drive South (previously referred to as 333 Sidwell Way)  
Orange, California

**\*\*Members of the public may attend and participate remotely by following the instructions below.\*\***

**DANIEL HERNANDEZ, Chair**  
Chief Probation Officer

**DON BARNES**  
Sheriff-Coroner

**AMIR EL-FARRA**  
Chief of Police, Garden Grove

**VERONICA KELLEY**  
Health Care Agency

**MARTIN SCHWARZ**  
Public Defender

**TODD SPITZER**  
District Attorney

*The Orange County Community Corrections Partnership welcomes you to this meeting. This agenda contains a brief general description of each item to be considered. The Partnership encourages your participation. If you wish to speak on an item contained in the agenda, please complete a speaker request form and return to the Clerk or press \*9 or the "Raise Hand" feature following the Chair's invitation from the public to speak. Once acknowledged and prompted by the Chair or Clerk, you may begin to speak. Except as otherwise provided by law, no action shall be taken on any item not appearing in the agenda. When addressing the Partnership, please state your name for the record prior to providing your comments.*

### **\*\* INSTRUCTIONS FOR PUBLIC ATTENDING THE MEETING REMOTELY\*\***

Members of the public may observe and participate in the meeting telephonically or via the internet as described below. To attend the meeting via teleconference please call:

- iPhone one-tap: US: +16699009128, 89848368102# Passcode 351054# or + 16694449171, 89848368102# Passcode 351054# or
- Telephone: Dial (for higher quality, dial a number based on your current location): US: +1 669 900 9128 or +1 346 248 7799 or +1 253 215 8782 or +1 301 715 8592 or +1 312 626 6799 or +1 646 558 8656  
Enter Webinar ID: 898 4836 8102# Passcode 351054# (once you enter this code, you should be automatically connected to the call; you will remain on the line until meeting begins) or

Internet: Use the following link:

<https://us02web.zoom.us/j/89848368102?pwd=Rlp5aFBXVSsrSG9BdW5uTm9qUUtPUT09>

**\*\*In compliance with the Americans with Disabilities Act, those requiring accommodation for this meeting should notify the Clerk of the Board's Office 72 hours prior to the meeting at (714) 834-2206\*\***

*All supporting documentation is available for public review online at:  
<https://ocprobation.ocgov.com/bureaus/communications/committees/orange-county-community-corrections-partnership> and in the office of the Clerk of the Board of Supervisors located in the County Administration North building, 400 W. Civic Center Dr., 6<sup>th</sup> Floor, Santa Ana, California 92701 during regular business hours, 8:00 a.m. - 5:00 p.m., Monday through Friday.*

# AGENDA

## ADMINISTRATIVE MATTERS: (Items 1 - 7)

*At this time, members of the public may ask the Partnership to be heard on the following items as those items are called.*

1. Welcome and Introductions
2. Discussion and approval of FY 2024-25 proposed AB 109 funding allocation
3. Discussion and approval of projects to be funded with Public Safety Realignment
  - a. OC CARES Reentry Projects (CEO - \$34,500,000; FY 23-24)
  - b. H.I.R.E. Reentry Resource Fair (H.I.R.E. - \$15,000; FY 24-25)
  - c. Evaluation of Recidivism Reporting Methodologies by Public Safety Agency Members of the OC Community Corrections Partnership by an Independent Evaluator (Probation & District Attorney - \$500,000; FY 24-25 & FY 25-26)
  - d. Young Adult Court: A New Approach to Reducing Recidivism (Public Defender - \$599,059; FY 24-25)
4. Receive and file Quarterly Report for October – December 2023
5. Receive and file Final 2023 Board of State and Community Corrections (BSCC) Community Corrections Partnership (CCP) Survey and updated 2023 CCP Plan
6. Receive presentation from GEO on outcomes for Day Reporting Centers and programs with Probation
7. Realignment Updates:
  - CCP Coordinator
  - Probation
  - Sheriff
  - District Attorney
  - Public Defender
  - Courts
  - Health Care/Mental Health
  - Local Law Enforcement
  - Board of Supervisors
  - Social Services
  - OC Community Resources
  - OC Department of Education
  - Community-Based Organization (Representative)
  - Waymakers (Victims Representative)

## PUBLIC COMMENTS:

## PARTNERSHIP COMMENTS:

## ADJOURNMENT

# AGENDA

NEXT MEETING:

April 25, 2024

Regular Meeting, 2:00 P.M.

**2011 Public Safety Realignment (AB 109)  
FY 2024-25 Proposed Budget Allocation**

	FY 2022-23	FY 2023-24	FY 2024-25	FY 2024-25
Community Corrections (AB109)	Actuals	Estimate	Dept Request	Proposed Budget
Sheriff-Coroner	66,524,017	68,769,749	71,141,099	71,141,099
Probation	24,931,375	23,626,916	23,414,718	23,414,718
Health Care Agency	21,341,044	21,069,740	22,389,306	22,389,306
District Attorney	3,527,385	4,142,107	5,046,757	5,046,757
Public Defender	2,304,784	2,891,535	3,078,230	3,078,230
Local Law Enforcement <b>NOTE 1</b>	2,420,992	2,503,457	2,580,550	2,580,550
CEO <b>NOTE 3</b>		2,169,345	5,000,000	1,376,815
<b>Total Community Corrections (AB 109)</b>	<b>121,049,597</b>	<b>125,172,849</b>	<b>132,650,660</b>	<b>129,027,475</b>
Estimated Base Budget			129,027,475	129,027,475
Variance Base Budget			(3,623,185)	-
Estimated Growth (CEO) <b>NOTE 2</b>				3,274,878
				<b>132,302,353</b>

**NOTE 1:** Allocation to Local Law Enforcement is set at 2% of the estimated AB 109 base funding.

**NOTE 2:** Growth will be allocated to CEO, Fund 12M to backfill the base allocation up to the \$5 million department request. Remaining growth funds will be deposited under Reentry Services.

**NOTE 3:** CEO base allocation will be allocated to Fund 12M for OC CARES.

**2011 Public Safety Realignment (AB 109)  
FY 2024-25 Proposed Budget Allocation**

Department	Description of Services - Direct	FY 2024-25	
		Dept Request	Proposed Budget
Sheriff	Housing AB 109 inmates @ the following County facilities: Men's Central, Theo Lacy, Intake Release Center, James A. Musick Facility, Woman Central Jail	71,141,099	71,141,099
Probation	AB 109 Field Supervision, Adult Court Services, AB 109 Task Force, GEO Reentry Services, LLC	23,414,718	23,414,718
HCA (In/Post Custody)	Correctional Health Services and Mental Health and Recovery Services	22,389,306	22,389,306
District Attorney	Delivery of services provided for AB 109, including AB 109 Task Force (CCP approved 7/25/19) of 2 Investigators and 1 Research Analyst II	5,046,757	5,046,757
Public Defender	Courts: Mandatory Supervision, Adult Drug, Assisted Intervention, DUI, Homeless Outreach, Mental Health Diversion, Military Division, Young Adult, Opportunity/Recovery, Veterans, Whatever It Takes (WIT); Social Worker Program; New Leaf Program	3,078,230	3,078,230
<b>CEO NOTE 3</b>	OC CARES Reentry Projects: Reentry services at Verdugo & Manchester, Media Campaign/PR Materials, Data Analytics Unit, Reentry Partner subawards, Workforce Reentry Pilot	5,000,000	1,376,815
Local Law Enforcement	Allocation of 2%	2,580,550	2,580,550
<b>Total Direct AB 109 Requests</b>		<b>132,650,660</b>	<b>129,027,475</b>

Department	FY 2022-23 (Actuals)	FY 2023-24 (Estimate)	FY 2023-24 %	Dept Request	Dept %	Proposed Budget
Sheriff	66,524,017	68,769,749	54.940%	71,141,099	55.136%	71,141,099
Probation	24,931,375	23,626,916	18.875%	23,414,718	18.147%	23,414,718
HCA (In/Post Custody)	21,341,044	21,069,740	16.833%	22,389,306	17.352%	22,389,306
District Attorney	3,527,385	4,142,107	3.309%	5,046,757	3.911%	5,046,757
Public Defender	2,304,784	2,891,535	2.310%	3,078,230	2.386%	3,078,230
CEO		2,169,345	1.733%	5,000,000	1.068%	1,376,815
Local Law Enforcement <b>NOTE 1</b>	2,420,992	2,503,457	2.000%	2,580,550	2.000%	2,580,550
<b>TOTAL AB 109 FUNDING REQUESTS</b>	<b>121,049,597</b>	<b>125,172,849</b>	<b>100.000%</b>	<b>132,650,660</b>	<b>100.000%</b>	<b>129,027,475</b>

<b>Estimated AB 109 Available Funding (Base)</b>	<b>129,027,475</b>	<b>129,027,475</b>
--	--------------------	--------------------

<b>Variance Between Options &amp; Available Funding (Over)/Under</b>	<b>(3,623,185)</b>	<b>-</b>
--	--------------------	----------

Department	FY 2022-23 (Actuals)	FY 2023-24 (Actuals)	FY 2024-25 Projection	Proposed Budget
<b>CEO NOTE 2</b>	18,488,520	3,861,070	3,274,878	3,274,878

**NOTE 1:** Allocation to Local Law Enforcement is set at 2% of the estimated AB 109 base funding.

**NOTE 2:** Growth will be allocated to CEO, Fund 12M to backfill the base allocation up to the \$5 million department request. Remaining growth funds will be deposited under Reentry Services.

**NOTE 3:** CEO base allocation will be allocated to Fund 12M for OC CARES.

**2011 Public Safety Realignment  
FY 2024-25 LLE Allocation based on AB 109 Population**

<b>City/Agency</b>	<b>2023 PCS Average</b>	<b>Allocation %</b>	<b>Estimated Allocation</b>
OCSD Contract Cities	70	8.76%	226,056
Anaheim	177	22.15%	571,592
Brea	3	0.38%	9,806
Buena Park	21	2.63%	67,868
Costa Mesa	23	2.88%	74,320
Cypress	4	0.50%	12,903
Fountain Valley	8	1.00%	25,806
Fullerton	31	3.88%	100,125
Garden Grove	69	8.64%	222,960
Huntington Beach	39	4.88%	125,931
Irvine	12	1.50%	38,708
La Habra	14	1.75%	45,160
La Palma	3	0.38%	9,806
Laguna Beach	2	0.25%	6,451
Los Alamitos	2	0.25%	6,451
Newport Beach	5	0.63%	16,257
Orange	37	4.63%	119,479
Placentia	10	1.25%	32,257
Santa Ana	218	27.27%	703,717
Seal Beach	3	0.38%	9,806
Tustin	19	2.38%	61,417
Westminster	29	3.63%	93,674
<b>Total</b>	<b>799</b>	<b>100.00%</b>	<b>2,580,550</b>

**FY 24-25 Allocation: \$ 2,580,550**

**2011 Public Safety Realignment  
AB 109 Funding for Approved Projects**

**TABLE 1: Reentry**

Project Description  FY 23-24	Reentry Services	
	COMMITTED	PROPOSED
Carryover from FY 22-23	34,322,702	
FY 23-24 Estimated Base Allocation - Reentry	2,169,345	
FY 22-23 Growth	3,861,070	
<b>Anticipated Funds Available</b>	<b>40,353,117</b>	
H.I.R.E. Reentry Fair (FY 23-24)	(10,000)	
<b>Total Committed Projects</b>	<b>(10,000)</b>	
<b>Anticipated Available Balance</b>	<b>40,343,117</b>	
<b>Recommended Projects for Approval</b>		
CEO: OC CARES Reentry Projects (FY 23-24) <b>NOTE 1, 2</b>		(34,500,000)
<b>Recommended Proposed Projects (FY 23-24) Total</b>		<b>(34,500,000)</b>
Renewal: H.I.R.E. Reentry Fair (FY 24-25)		(15,000)
<b>Recommended Proposed Projects (FY 24-25) Total</b>		<b>(15,000)</b>
<b>Anticipated Available Balance</b>		<b>5,828,117</b>

**TABLE 2: CCP Planning/BSCC Survey**

Project Description  FY 23-24	CCP Planning / BSCC Survey	
	COMMITTED	PROPOSED
Carryover from FY 22-23	1,729,870	
BSCC Funds Received in FY 23-24	200,000	
<b>Anticipated Funds Available</b>	<b>1,929,870</b>	
CCP Coordinator	(75,000)	
Young Adult Court: A New Approach to Reducing Recidivism	(510,626)	
Project Kinship Conference	(30,000)	
<b>Total Committed Projects FY 23-24</b>	<b>(615,626)</b>	
CCP Coordinator (FY 24-25)	(75,000)	
<b>Total Committed Projects FY 24-25</b>	<b>(75,000)</b>	
<b>Anticipated Available Balance</b>	<b>1,239,244</b>	
<b>Recommended Projects for Approval</b>		
Evaluation of Recidivism Reporting Methodologies by Public Safety Agency Members of the OC Community Corrections Partnership (OCCCP) by an Independent Evaluator: (FY 24/25 to FY 25/26)		(500,000)
Young Adult Court: A New Approach to Reducing Recidivism (FY 24-25)		(599,059)
<b>Recommended Proposed Projects Total</b>		<b>(1,099,059)</b>
<b>Anticipated Available Balance</b>		<b>140,185</b>

**NOTE 1:** Allocation will be to transfer to fund 12M for CEO OC CARES Reentry Projects

**NOTE 2:** OC CARES Reentry Projects include: Coordinated Reentry Center (\$26M), Verdugo/MOB Reentry Centers (\$8M), and Reentry Partners Project Based Assistance (\$500K)



**Project(s) Submitted for CCP Consideration  
February 29, 2024**

**Reentry Services**

**Number of Project(s) Submitted: 2**

**Total Funding Requested: \$34,515,000**

**Summary of Funding Available**

The following table summarizes the anticipated funding set aside in the Reentry allocation for CCP approved projects and recommended proposed projects. The following proposed projects were recommended for AB 109 funding by the AB 109 Subgroup on 01/25/24.

Project Description  FY 23-24	Reentry Services	
	COMMITTED	PROPOSED
Carryover from FY 22-23	34,322,702	
FY 23-24 Estimated Base Allocation - Reentry	2,169,345	
FY 22-23 Growth	3,861,070	
<b>Anticipated Funds Available</b>	<b>40,353,117</b>	
H.I.R.E. Reentry Fair (FY 23-24)	(10,000)	
<b>Total Committed Projects</b>	<b>(10,000)</b>	
<b>Anticipated Available Balance</b>	<b>40,343,117</b>	
<b>Recommended Projects for Approval</b>		
CEO: OC CARES Reentry Projects (FY 23-24)		(34,500,000)
<b>Recommended Proposed Projects (FY 23-24) Total</b>		<b>(34,500,000)</b>
Renewal: H.I.R.E. Reentry Fair (FY 24-25)		(15,000)
<b>Recommended Proposed Projects (FY 24-25) Total</b>		<b>(15,000)</b>
<b>Anticipated Available Balance</b>		<b>5,828,117</b>

• **CEO: OC CARES Reentry Projects - \$34,500,000 request**

The CEO's Office is requesting funding to be utilized to fund the reentry projects as included in the OC CARES 2025 Vision which include the following:

**Coordinated Reentry Center: \$26M**

This project involves renovating the existing Youth Guidance Center to provide a Reentry facility open to justice involved adults that would coordinate with the jail release process, be open for justice-involved individuals needing support services, and allow for other services to encourage successful reintegration back into the community.

#### Verdugo/MOB Reentry Centers: \$8M

This project involves establishing and renovating regional reentry centers to provide reentry services where the individuals are. The regional reentry centers will provide linkage services to justice involved adults who are seeking support services. Facilities will be managed by contracted providers experienced with the reentry population and partner with County services and community providers.

#### Reentry Partners Project Based Assistance: \$500K

In January 2023, Probation and the County Executive Office established regular meetings with the community and organizations working with the reentry population. It is known that issues and barriers exist throughout the system and a program was initiated whereby community-based organizations encountering a one-time barrier to providing or limiting services to this population could request funding. Examples include funding the tuition for a craftsman course for justice-involved participants (12 week course, \$3K/student); additional outdoor equipment to expand current capacity (\$30K); fiscal assistance to cover admin costs associated with 501(3)(c). This process mirrors this process used by the CCP Committee but is more frequent and includes the procurement process. If approved, all transactions would be reported back to the CCP Committee in the Quarterly Report.

- **H.I.R.E. : H.I.R.E. Reentry Fair- \$15,000 request**

Hub for Integration, Reentry & Employment (H.I.R.E.) is requesting funding to host an annual H.I.R.E. Reentry Resource Fair in FY 2024-25 to connect returning citizens with the jobs, services, transportation, and legal assistance needed to help reintegrate safely and successfully into the community. The event is a county-wide collaboration among community-based providers, employers, educators, and county and government agencies that will come together to link clients with services, network with one another, and create an overall more unified and safer community. The event drew over 370 people in 2023 including 50+ vendors. Funding from the CCP would assist with the planning, coordination, logistics and direct costs for the event (ex. staffing, tables/chairs, decorations, flyers/marketing, bus passes and tote bags for attendees, lunch for vendors and volunteers etc.).



*2011 Realignment – Community Corrections (AB 109)  
Reentry Services/Other Projects for CCP Approval*

**FUNDING REQUEST FORM**

Please complete and submit your completed requests to Jamie Tran of the County Executive Office at Jamie.Tran@ocgov.com.

<b>Project Title:</b>	<b>OC CARES Reentry Projects</b>		
<b>Total Funding Requested:</b>	<b>\$34,500,000</b>	<b>Fiscal Year(s) Covered:</b>	<b>FY 2023-24 to FY 2025-26</b>

**Requesting Agency:** County Executive Office

**Contact Name:** Kim Engelby

**Phone:** 714-834-3530

**Contact Email:** kimberly.engelby@ocgov.com

**Provide a detailed description of the project requested to be funded.**

Beginning in FY 2018-19 and in each fiscal year thereafter, AB109 Growth Funds have been set aside by the CCP Committee as part of the annual allocation approval process for reentry projects. These funds have been accumulated over the years and total over \$34.5M and are requested to be utilized to fund the reentry projects as included in the OC CARES 2025 Vision which include the following:

- Coordinated Reentry Center: \$26M

This project is in progress and involves renovating the existing Youth Guidance Center to provide a Reentry facility open to justice involved adults that would coordinate with the jail release process, be open for justice-involved individuals needing support services, and allow for other services to encourage successful reintegration back into the community. The facility is currently in the design phase with renovations anticipated to begin in mid-2024 and completed around December 2025. The facility will include temporary housing for approximately 36 males and 18 females to provide a place to land upon release while they wait for placement into a program. Ideally, individuals would be engaged prior to release and would arrive at the facility and welcomed by staff. Assessments would be done or updated, as needed. There would also be a large multi-purpose-type room to allow for supervised visitations or reunifications. The initial phase of this project was focused on ensuring individuals stay with services, are not homeless when released, and receive the continued support. Funds would be used to cover the renovation costs.

Please direct all questions to Jamie Tran, CEO Budget Office.  
714.834.2320 or via email at Jamie.tran@ocgov.com

- Verdugo/MOB Reentry Centers: (\$8M)

Regional reentry centers are also being established to get reentry services where the individuals are. One site is in the final stages and anticipated to open later this month in South County next to Probation's Field Office off of Verdugo in Laguna Hills. Another regional reentry center is preliminarily planned for the first floor of the Manchester Office Building next to Juvenile Hall, near the Theo Lacy Jail Facility. These regional reentry centers will provide linkage services to justice-involved adults who are seeking support services. These facilities will be managed by contracted providers experienced with the reentry population and also partner with County services, such as OCCR's Workforce and Economic Development Division, Public Defender, Social Services Assistance Programs, and community partners such as Working Wardrobes, Saddleback College, and others. Future plans also include potential tattoo removal services. Funds would be used to cover the renovation costs.

- Reentry Partners Project Based Assistance: (\$500K)

In January 2023, Probation and the County Executive Office established regular meetings with the community and organizations working with the reentry population. It is known that issues and barriers exist throughout the system and a program was initiated whereby community-based organizations encountering a one-time barrier to providing or limiting services to this population could request funding. Examples include funding the tuition for a craftsman course for justice-involved participants (12 week course, \$3K/student); additional outdoor equipment to expand current capacity (\$30K); fiscal assistance to cover admin costs associated with 501(3)(c). This process mirrors this process used by the CCP Committee but is more frequent and includes the procurement process. If approved, all transactions would be reported back to the CCP Committee in the Quarterly Report.

**Explain how the project supports the OCCCP's Vision and Mission.**

The Vision and Mission of the CCP centers on promoting public safety, reducing recidivism, holding individuals accountable and facilitating successful reentry back into the community. Each of the projects planned incorporate this vision and mission by engaging individuals while still in custody, providing housing and linkages to supportive services, by keeping them engaged in our programs to divert them away from their prior behavior that got them involved in the criminal justice system. Each project noted is a reentry program, service, or provider-related that serves the individual to lead them to a path of stability and self-sufficiency while integrating back into the community.

**Explain how the project supports the Community Corrections System of Care.**

Reentry is one of the five pillars included in the 2025 Vision for which all projects noted have also been included in the County's Five-Year Strategic Financial Plan since 2016. Each project noted is a direct reentry program, service, or provider that serves the individual to lead them to a path of stability and self-sufficiency while integrating back into the community.



*2011 Realignment – Community Corrections (AB 109)  
Reentry Services/Other Projects for CCP Approval*

## FUNDING REQUEST FORM

Please complete and submit your completed requests to Jamie Tran of the County Executive Office at Jamie.Tran@ocgov.com.

<b>Project Title:</b>	<b>H.I.R.E. Reentry Resource Fair</b>		
<b>Total Funding Requested:</b>	<b>\$15,000</b>	<b>Fiscal Year(s) Covered:</b>	<b>2024-2025</b>

**Requesting Agency:** **Hub for Integration, Reentry & Employment (H.I.R.E.)**

**Contact Name:** **Meghan Medlin**

**Phone:** **714-784-7920 x101**

**Contact Email:** **mmedlin@hireoc.org**

**Provide a detailed description of the project requested to be funded.**

The Hub for Integration, Reentry & Employment (H.I.R.E.) was founded in 2020 in response to the need for integrated services for people being released back to the Orange County Community.

H.I.R.E.'s mission is to maximize the skills and opportunities for formerly incarcerated and system-impacted youth and adults in Orange County through employment, mentorship and community building. We envision a unified Orange County where gaps in social, political, and economic opportunities are eliminated for formerly incarcerated and system-impacted youth and adults. To realize the promise of our mission, we are committed to the following principles: 1. Connect and unite Orange County stakeholders to support the reintegration of formerly incarcerated community members. 2. Use research informed and data driven strategies grounded in equity and justice. 3. Lift the voices of formerly incarcerated and system-impacted people.

H.I.R.E. will be hosting its 3<sup>rd</sup> Annual Reentry Resource Fair at the Honda Center in spring 2024 (estimated May 2025). This event drew over 370 people in 2023 including 50+ vendors. Individuals who attend are linked directly with resources and employment to help them better reintegrate. It also serves as a method for service providers in the community to connect, share resources and network with one another. The Honda Center space is provided at no cost by OCVIBE and the City of Anaheim (chair/table rental, staffing/event costs are separate).

Please direct all questions to Jamie Tran, CEO Budget Office.  
714.834.2320 or via email at Jamie.tran@ocgov.com

The event is held in a centralized location (Anaheim) with public transportation access making it easier for attendees to access and attend. In addition, it is an “adult-only” event geared towards justice involved individuals and their immediate families so that people who may have restrictions to being around children are not in violation. This event is also open to the general public, targeting other populations such as the unhoused, SUD community, and more so that there is a wider reach within the community.

Funding from the CCP would assist with the planning, coordination, logistics and direct costs for the event (ex. staffing, tables/chairs, decorations, flyers/marketing, bus passes and tote bags for attendees, lunch for vendors and volunteers etc.). Coverage of the 2022 fair can be found here: [OC Register](#) and [NBC 4 News](#)

### **Explain how the project supports the OCCCP’s Vision and Mission.**

The resource fair meets the OCCCP’s vision by connecting returning citizens with the jobs, services, transportation, and legal assistance needed to help reintegrate safely (and successfully) into our communities. This event is a county-wide collaboration among community-based providers, employers, educators, and county and government agencies who come together to link clients with services, network with one another and create an overall more unified and safer community.

The CCP’s mission to enhance public safety by holding offenders accountable and reducing recidivism through fiscally responsible, quantifiable, evidence-based, and promising practices that support victims and community restoration is met through the unifying of service providers and creating linkages for returning citizens to services and resources in the community that will aid in their successful reentry.

While quantifying actual recidivism reduction due to the event itself is not easily done, research indicates that being linked with identification and important documents, transportation, food, clothing and amenities, childcare and support, legal assistance, federal assistance benefits, bank accounts, technology assistance, employment, housing, and sober living residences can have a profound effect on one’s ability to successfully reintegrate. Resource fair attendees will have access to all of these types of services at the event and are able to directly connect with and speak to the organizations and agencies equipped to help them succeed.

### **Explain how the project supports the Community Corrections System of Care.**

The Integrated Services Strategy focuses on a collaborative success strategy for the county’s highest utilizers of the corrections system. The resource fair is first and foremost, a collaboration of all community stakeholders for the successful reintegration of local offenders. Any adult who has criminal justice involvement (in addition to the community at large) is able to attend the event and get connected with the services they may need to get back on their feet.

The Integrated Strategy devotes attention to addressing the underlying issues that the high utilizers have – which include things like employment, mental health, sobriety, housing, and transportation. Attendees will have access to these services in one place making it easier for them to link with the services, ask questions and find out more about them – effectively matching the “no wrong door” approach the strategy seeks to address under the Pillar 4/Reentry. With numerous service providers of all types in attendance, attendees are able to access the organization or service that best suits their individual situation.

**Project(s) Submitted for CCP Consideration  
February 29, 2024**

**CCP Planning/BSCC Survey**

**Number of Project(s) Submitted: 2**

**Total Funding Requested: \$1,099,059**

**Summary of Funding Available**

The following table summarizes the anticipated funding set aside in the CCP Planning/BSCC Survey allocation for CCP approved projects and recommended proposed projects. The following proposed projects were recommended for AB 109 funding by the AB 109 Subgroup on 01/25/24.

Project Description  FY 23-24	CCP Planning / BSCC Survey	
	COMMITTED	PROPOSED
Carryover from FY 22-23	1,729,870	
BSCC Funds Received in FY 23-24	200,000	
<b>Anticipated Funds Available</b>	<b>1,929,870</b>	
CCP Coordinator	(75,000)	
Young Adult Court: A New Approach to Reducing Recidivism	(510,626)	
Project Kinship Conference	(30,000)	
<b>Total Committed Projects FY 23-24</b>	<b>(615,626)</b>	
CCP Coordinator (FY 24-25)	(75,000)	
<b>Total Committed Projects FY 24-25</b>	<b>(75,000)</b>	
<b>Anticipated Available Balance</b>	<b>1,239,244</b>	
<b>Recommended Projects for Approval</b>		
Evaluation of Recidivism Reporting Methodologies by Public Safety Agency Members of the OC Community Corrections Partnership (OCCCP) by an Independent Evaluator: (FY 24/25 to FY 25/26)		(500,000)
Young Adult Court: A New Approach to Reducing Recidivism (FY 24-25)		(599,059)
<b>Recommended Proposed Projects Total</b>		<b>(1,099,059)</b>
<b>Anticipated Available Balance</b>		<b>140,185</b>

- **Probation & District Attorney: Evaluation of Recidivism Reporting Methodologies by Public Safety Agency Members of the OC Community Corrections Partnership (OCCCP) by an Independent Evaluator - \$500,000 request**

The Probation Department & District Attorney's Office are seeking funding from FY 24-25 to FY 25-26 for an independent evaluator to:

1. Identify data to measure recidivism as defined by the Board of Supervisors in February 2019
2. Evaluate current methodologies of each agency to measure recidivism
3. Assist agencies to update their methodology, if needed
4. Provide recommendations to each agency to enhance the capacity to provide relevant metrics

- **Young Adult Court: A New Approach to Reducing Recidivism (Public Defender) - \$599,059**

The Public Defender's Office is requesting renewed funding for a one-year period (July 1, 2024 to June 30, 2025) to maintain and expand the Young Adult Court program and the accompanying research study.

The YAC is a collaborative and specialized court that provides specialized services and individualized treatment plans for the transitional-aged young adult instead of traditional court processing and sanctions. The accompanying research study is performed by UC Irvine (UCI) to interview and follow the young adults and use empirical data to determine effectiveness of the YAC program. Since the inception of the program, the anticipated capacity of the YAC program has expanded.

Funding is requested for: 3 clinical case workers (\$379,643), 1 court personnel (\$46,144), UC Research Personnel (\$104,314), living and essential needs (\$20,600) and indirect costs (\$48,358); totaling \$599,059.





*2011 Realignment – Community Corrections (AB 109)  
Reentry Services/Other Projects for CCP Approval*

## FUNDING REQUEST FORM

Please complete and submit your completed requests to Jamie Tran of the County Executive Office at [Jamie.Tran@ocgov.com](mailto:Jamie.Tran@ocgov.com).

<b>Project Title:</b>	<b>Evaluation of Recidivism Reporting Methodologies by Public Safety Agency Members of the OC Community Corrections Partnership (OCCCP) by an Independent Evaluator</b>		
<b>Total Funding Requested:</b>	<b>\$500,000</b>	<b>Fiscal Year(s) Covered:</b>	<b>FY 24-25 &amp; FY 25-26</b>

**Requesting Agency:** Probation Department & District Attorney's Office

**Contact Name:** Scott Chandler

**Phone:** 714-937-4701

**Contact Email:** Scott.Chandler@prob.ocgov.com

**Provide a detailed description of the project requested to be funded.**

The Probation Department & District Attorney's Office (OCDA), public safety members of the OCCCP, are seeking an independent evaluator to:

- 1) Identify the data needed to fully measure recidivism as defined by the BOS in February 2019;
  - a) Assess each segment of the current definition
  - b) Identify the agencies who are in possession of the data for each of the segments
- 2) Evaluate current methodologies utilized by each agency to report recidivism;
- 3) Assist each agency to update their methodology, if needed;
- 4) Provide recommendations to each agency to enhance the capacity to provide relevant metrics - data collection, recording, coding, etc.; and assist the agencies to work collaboratively to produce a cohesive recidivism report that is based on readily identifiable metrics and consistent methodologies.

Please direct all questions to Jamie Tran, CEO Budget Office.  
714.834.2320 or via email at [Jamie.tran@ocgov.com](mailto:Jamie.tran@ocgov.com)

**Explain how the project supports the OCCCP's Vision and Mission.**

The Mission of the Orange County Community Corrections Partnership is to enhance public safety, through holding individuals accountable, facilitating successful reentry into the community, reducing recidivism, and improving outcomes for individuals by utilizing evidence-based and best practices and programs that support victims and community restoration in partnership with community-based organizations.

The services of an independent evaluator to help the OCCCP achieve the goals stated in the section above will assist with the accurate reporting of recidivism as defined by the Orange County Board of Supervisors. A cohesive report of recidivism by public safety agencies that employs a standardized methodology will provide meaningful and relevant metrics that will assist with evidence-based decision-making.

**Explain how the project supports the Community Corrections System of Care.**

The mission of OC CARES is to improve public safety on behalf of Orange County residents, through greater inter-agency communication, coordination and collaboration regarding law enforcement and administration or justice issues.

By coordinating efforts to accurately, consistently and cohesively report on recidivism as defined by the OC Board of Supervisors, the OCCCP will be able to provide accurate public safety metrics to support evidence-based decision-making.



*2011 Realignment – Community Corrections (AB 109)  
Reentry Services/Other Projects for CCP Approval*

## FUNDING REQUEST FORM

Please complete and submit your completed requests to Jamie Tran of the County Executive Office at [Jamie.Tran@ocgov.com](mailto:Jamie.Tran@ocgov.com).

<b>Project Title:</b>	<b>Young Adult Court: A New Approach to Reducing Recidivism (Request for Renewal of Funding)</b>		
<b>Total Funding Requested:</b>	<b>\$599,059</b>	<b>Fiscal Year(s) Covered:</b>	<b>7/1/2024 – 6/30/2025</b>

**Requesting Agency:** Public Defender

**Contact Name:** Martin Schwarz

**Phone:** 657-251-8879

**Contact Email:** [martin.schwarz@ocpubdef.com](mailto:martin.schwarz@ocpubdef.com)

**Provide a detailed description of the project requested to be funded.**

The Young Adult Court (YAC) in Orange County is a collaborative and specialized court that was designed to hold transitional-aged (18-25 years old) young adults accountable in a developmentally appropriate way. The goal of the YAC is to reduce recidivism and thereby promote public safety. The court is a collaboration with UC Irvine, the district attorney's office, the public defender's office, the probation department, community service providers, and community stakeholders. The YAC team works together to provide an individualized treatment plan for each young man accepted into the YAC. The goals of the YAC are achieved by providing specialized services and treatment instead of traditional court processing and sanctions. This proposal seeks to renew the AB 109-sponsored project that was previously approved in 2021 and 2022.

The YAC accepts 18-25 years old young men who have recently been charged with an eligible felony offense. Given the negative and far-reaching collateral consequences of having a felony record (nearly 700 in California according to the National Inventory of Collateral Consequences of Conviction), the court dismisses or reduces all prior felony charges if the requirements of the YAC are met. The transitional-aged group was chosen for the YAC because research shows that this age group is developmentally immature in ways that make them less culpable for their actions and more amenable to treatment than adults—just like adolescents. In addition, this age group tends to be over-represented in Orange County courts and jails. The YAC was designed to specifically address

Please direct all questions to Jamie Tran, CEO Budget Office.  
714.834.2320 or via email at [Jamie.tran@ocgov.com](mailto:Jamie.tran@ocgov.com)

the developmental needs of transitional-aged youth and reduce the disproportionate representation of this age group.

There are two primary components of the YAC. First, randomly selected, eligible justice-system-involved transitional-aged young men are processed through a specialized court (the YAC), which is then used to connect young men with community-based services and treatment. Participants of the YAC are provided a range of individualized services, including clinical case management, drug monitoring, referrals for substance abuse and mental health treatment, life skills assistance, housing and transportation support, academic support, and court supervision. As of now, the YAC also has an in-house clinic that provides group and individual therapy, workshops, peer mentoring, and other clinical services. The YAC team works together to give the young men the best possible chance for future success based on their individual needs. The effectiveness and success of the court is dependent on its ability to continue providing the necessary supervision, services, and treatment to the young men in the YAC.

Second, a local research institution, UC Irvine, is interviewing and following the young men in the YAC, as well as similar young men who were not randomly selected into the court. The interviews are designed to understand whether and how the YAC (compared to traditional court processing) impacts short and long-term behavioral, psychological, attitudinal, health-related, and socio-economic outcomes. Ultimately, the research team will use empirical data to understand whether, how, and for whom the court “works.” The YAC “works” if it cost-effectively promotes community safety, reduces recidivism, and leads to other positive life outcomes for the young men in their care. The research study component of the YAC will be able to produce guidelines for evidence-based best practices.

#### *Timeline*

The proposed project is designed to occur over a one-year period (July 1, 2024 to June 30, 2025), with the possibility of annual renewal thereafter.

#### *Anticipated Cost*

In addition to the AB 109 funding from the previous years, the YAC and the accompanying research study have been funded through grants from the National Institute of Justice (current funding), the Orange County Health Care Agency (current funding), and the Community Action Partnership of Orange County (expired funding). The majority of the currently available funding from NIJ and OC HCA is being used to support the YAC research study and to provide clinical services to the young men in the YAC. The funding from OC HCA is also allowing the YAC to expand with the goal of serving more young men. This proposal is requesting renewed AB 109 funding in order to support the many critical components of the expanding YAC. Specifically, the budget for the proposed project includes funding for living and essential needs for the young men in the YAC (\$20,600), which can be used to support the young men’s health and well-being in a variety of individualized ways. The budget also includes a variety of YAC team members, including three clinical case workers (\$379,643), and one court personnel (\$46,144). These YAC team members are critical for ensuring that the young men in the YAC receive the necessary care, supervision, and support to maximize success in the program and ultimately reduce recidivism. The requested support for the team members is necessary in order to keep up with the expanding YAC. In addition, support for UC Research Personnel (\$104,314) working

Please direct all questions to Jamie Tran, CEO Budget Office.  
714.834.2320 or via email at [Jamie.tran@ocgov.com](mailto:Jamie.tran@ocgov.com)

on the research study is included in the budget to ensure that the research team has enough resources to comprehensively evaluate the effectiveness of the YAC. The renewed AB 109 funds are being requested to improve and expand the YAC. With indirect costs (\$48,358) at 10% of the Modified Total Direct Costs (MTDC), this amounts to a total grant of \$599,059.

**Explain how the project supports the OCCCP's Vision and Mission.**

The YAC project is directly in line with the CCP's Vision and Mission, and it is critical to renew the AB 109's funding and keep the YAC moving forward. As stated previously, the YAC has partnered with a local research institution (UC Irvine) to comprehensively evaluate the effectiveness of the YAC, which means we will have empirical evidence that can be used to produce evidence-based recommendations. Ultimately, the goal of the YAC is to hold justice-system-involved young men accountable in an evidenced-based, tailored, and developmentally-appropriate way. The renewed funding for this project will be used to connect transitional-aged young men with individualized treatment and services that address the young men's underlying criminogenic risk factors and needs in all areas of their life, including mental and physical health, substance use and abuse, transportation, housing, education, and employment. In so doing, the YAC strives to reduce recidivism and promote self-sufficiency and other positive life outcomes for eligible transitional-aged young men, which ultimately frees up CCP's resources and leads to public safety and community restoration. This project was approved and funded by the AB 109 foundation the last two years, and the current proposal is being submitted in order to keep the YAC open, maximize the court's effectiveness, and potentially expand so the YAC can serve more eligible young adults.

**Explain how the project supports the Community Corrections System of Care.**

The YAC provides individualized whole person care, treatment, and services for eligible young men. The court was designed to serve 18 to 25 year old young men because this age group is disproportionately represented in the justice system and this age group has unique developmental vulnerabilities and opportunities (consistent with Pillar 5). Given that transitional-aged young adults enter the justice system with a variety of risk factors, the services provided through the YAC are targeted to meet the young men's specific criminogenic risk factors and needs. The treatment plan is also designed to meet individual vocational, occupational, and educational goals. It is hoped that by addressing each young man's specific needs and goals, participants of the YAC will not become "high utilizers" of multiple County Systems of Care.

The corresponding research study will produce empirical data that can be used to continually improve the effectiveness and reach of the YAC (consistent with Pillar 2). Renewed funding from the AB 109 foundation will allow the YAC to maintain its high level of functioning, maximize the court's effectiveness, expand, and continue serving the eligible young men who want to be successful in their life during and after the program.



# Public Safety Realignment in Orange County

---

## *AB 109 Quarterly Report October to December 2023*

Prepared by:

### **Orange County Community Corrections Partnership**



#### **VISION STATEMENT**

“Enhancing the quality of life of Orange County residents by promoting public safety, reducing recidivism and creating safer communities.”

#### **MISSION STATEMENT**

The **Mission** of the Orange County Community Corrections Partnership is to enhance public safety by holding individuals accountable, facilitating successful reentry into the community, reducing recidivism, and improving outcomes for individuals by utilizing evidenced based and best practices and programs that support victims and community restoration in partnership with community-based organizations.



In 2019, the Board of Supervisors adopted the OC CARES *Justice through Prevention and Intervention* 2025 Vision, which linked the county justice systems and systems of care to provide justice-impacted and at-risk individuals with the services designed to promote self-determination and facilitate successful reentry. The 2025 Vision is structured around five pillars (prevention, courts, in-custody, reentry, juvenile & TAY), each having overarching goals assigned to specific departments with identified action items to be completed. The Reentry Pillar focuses on providing accessible and supportive services to justice-involved individuals to assist with a positive transition into the community. The following highlights all the reentry projects in progress and their current status with completion and implementation on target by the end of 2025.

## Coordinated Reentry Center



Centrally located in Orange, Probation's Youth Guidance Center is being transformed into the County's first Coordinated Reentry Center. This facility is being completed in phases with phase one providing a dedicated 24-7 facility where anyone released will have a place to go. Individuals seeking to receive or continue reentry services will enter through a reception area where they will be welcomed and linked to a care/case manager to assess and begin to address their needs. Temporary housing will be provided for males and females and the facility will include space for programs, family reunification, counseling, and any other needs determined necessary to remove obstacles for successful reentry. Estimated completion in December 2025.

## Regional Reentry Centers / Mobile Reentry Services

The service delivery model adopted for reentry services brings the services to where the people are. This will be accomplished through regionally placed reentry centers in the County and also through the use of dedicated multi-resource vehicles and vans that will go in the communities to meet with probationers and justice impacted individuals



to offer services, support and information to them, their families and their support systems. Regional reentry service centers will be a resource for anyone involved in the justice system who needs help finding services, housing, peer support. These are pilot projects that will evolve over time to meet community needs. The Mobile Reentry program will begin implementation later this year. The first Regional Reentry Center will open in March 2024 with a second one planned to open in FY 2024-25.



## Workforce Reentry Center



A Workforce Reentry Center is in the planning phase to be established at the former site of the County's Animal Care Center. The model is anticipated to include a training lab, retail operations, job placement services and housing. The program will have eligibility requirements and link to in custody training. Temporary housing on-site will be provided for participants and will include support services. Discussions are in progress to determine the programs and services which will drive the design and development of the space.

In addition to the above projects, bi-monthly meetings are held between the County and organizations providing services and programs for the same population. As the County has continued to try to increase capacity, organizations that have one-time needs that would allow them to expand and serve more or provide additional or enhanced services may request one-time funding. Requests are reviewed by a group consisting of a member for the stakeholder departments and overseen by the County Executive Office. To date, scholarships have been provided for justice-involved individuals to attend carpenter training where they learn marketable skills to become self-sufficient and have a career. Additional requests pending determination include expansion of existing programs, additional equipment to provide more sessions, supplies and assistance with administrative costs to focus more on the provision of services. In addition, the County has reached out to the organizations to meet our needs, such as for housing and employment.



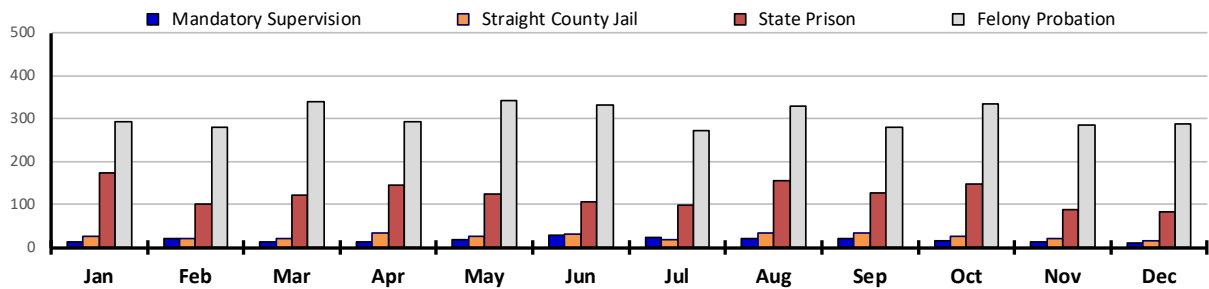


Superior Court of California  
 COUNTY OF ORANGE  
 CRIMINAL JUSTICE REALIGNMENT  
 Felony Only  
 Calendar Year 2023

I. FILINGS

Measure	Monthly Average	CY 2023	Q1			Q2			Q3			Q4		
			Jan	Feb	Mar	Apr	May	Jun	Jul	Aug	Sep	Oct	Nov	Dec
Felony Filings	1,000	12,004	1,110	892	1,281	984	1,121	889	1,029	1,124	934	868	827	945

II. INITIAL SENTENCING



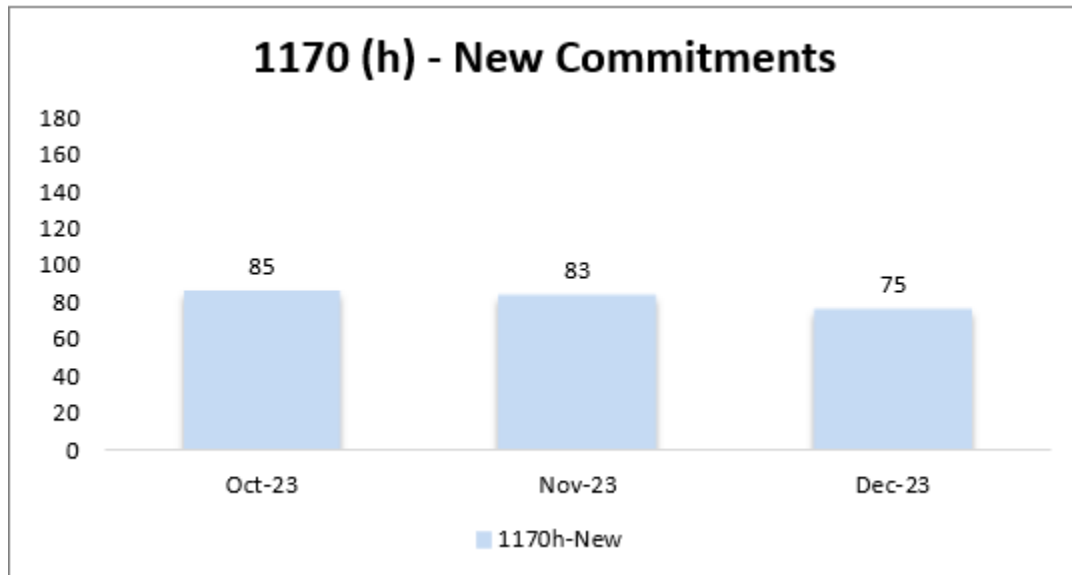
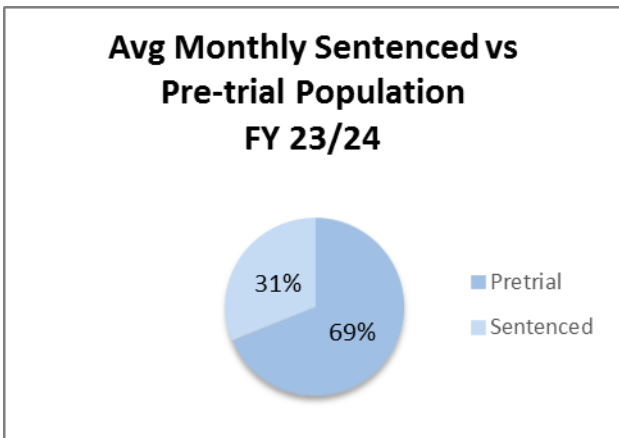
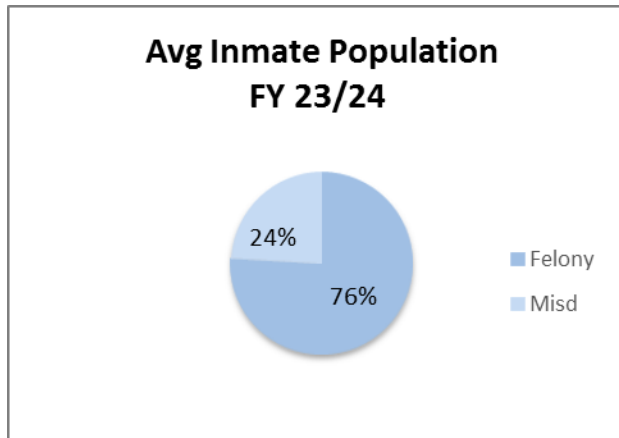
Sentencing Type	Month Avg	CY 2023	Q1			Q2			Q3			Q4			
			Jan	Feb	Mar	Apr	May	Jun	Jul	Aug	Sep	Oct	Nov	Dec	
A. Mandatory Supervision ("split") [PC§1170(h)(5)(b)]	4%	18	215	14	21	14	14	19	28	23	22	20	15	14	11
B. Straight County Jail [PC§1170(h)(5)(a)]	5%	26	306	26	21	20	33	25	31	19	33	34	27	22	15
C. State Prison (non PC§1170 eligible)	26%	123	1,471	173	100	121	145	125	107	98	156	127	148	88	83
D. Felony Probation [PC§1203.1]	65%	306	3,672	294	281	340	293	343	332	272	330	279	334	286	288
E. TOTAL	100%	472	5,664	507	423	495	485	512	498	412	541	460	524	410	397

III. PETITIONS /COURT'S MOTIONS TO REVOKE/MODIFY

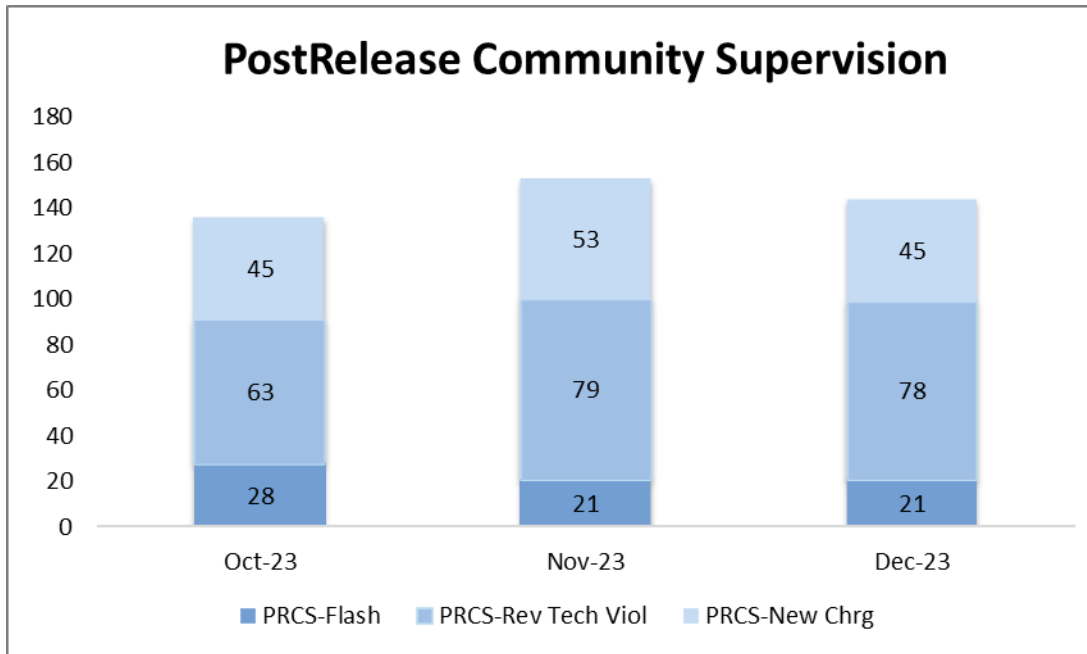
Petitions / Court's Motions	Month Avg	CY 2023	Q1			Q2			Q3			Q4			
			Jan	Feb	Mar	Apr	May	Jun	Jul	Aug	Sep	Oct	Nov	Dec	
A. Mandatory Supervision ("split")	5%	36	430	29	41	49	36	32	32	32	52	24	44	30	29
B. Postrelease Community Supv	19%	152	1,818	161	169	150	131	180	146	149	164	142	133	147	146
C. Parole	4%	32	382	27	32	31	28	37	34	30	45	31	26	32	29
D. Felony Probation	72%	561	6,736	540	543	543	578	662	569	587	672	504	593	487	458
o Petitions	31%	240	2,880	194	222	276	250	276	273	231	291	232	247	203	185
o Court's Motion	41%	321	3,856	346	321	267	328	386	296	356	381	272	346	284	273
E. TOTAL	100%	781	9,366	757	785	773	773	911	781	798	933	701	796	696	662



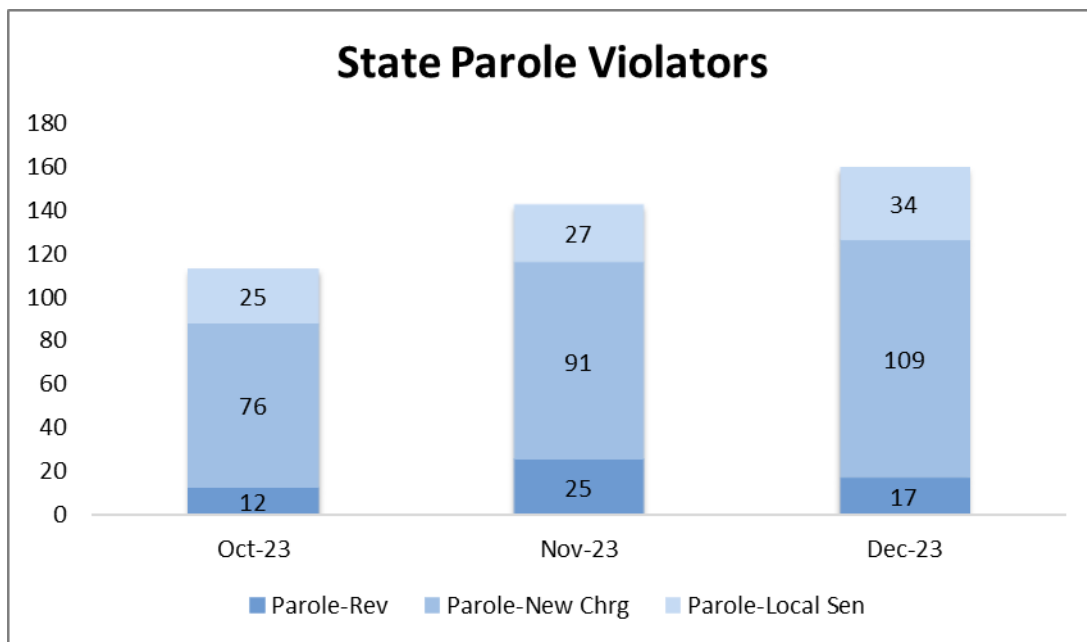
AVG Monthly PRCS Violators Booked	Mental Health Treatment			AVG Monthly Population of PC 1170(h)
	Open Cases	New Cases	Rec. Psy. Drugs	
133.00 per month Average Length of Stay 56.15	<b>1723</b>	<b>48</b>	<b>898</b>	183.00 Serving an average of 152.91 days
	Sick Calls	Dr. Visits	Off Site Dr. Visits	
	<b>8582</b>	<b>7182</b>	<b>202</b>	



- Total number of PC 1170(h) offenders (non-violent, non-serious, non-sex offenders) sentenced to the Orange County Jails as a new commitment. Includes both straight and split sentences.



- Total number of Post-Release Community Supervision offenders booked on a 1) PC 3454(c) flash incarceration; 2) PC 3455(a) – revoked for technical violation; and 3) for new charges.



- Total number of state parole violators booked on a 1) PC 3056(a) parole violation only; 2) received jail time as a result of a parole revocation hearing; and 3) any new offense(s) including PC 1170(h) charges.



The Public Defender’s Office continues to assist in the reduction of recidivism by identifying and removing re-entry barriers within our Realignment client population. The Public Defender’s Office Recidivism Reduction Unit (RRU) consists of attorneys, resource paralegals, Recidivism Reduction Advisors (RRA), and support staff. The RRU team is dedicated to creating improved opportunities for housing, education, employment, and mental health and substance abuse treatment services in order to assist our realignment population in acclimating back into society upon their release from custody.

With respect to our AB 109 population specifically, the overall number of Post-release Community Supervision (PCS), Mandatory Supervision (MS), parole cases, and contested hearings continues to fluctuate.

During the 4<sup>th</sup> quarter of 2023, the Public Defender’s Office handled the following AB 109 matters:

PCS Cases Opened	MS Cases Opened	Parole Cases Opened	Total Court Appearances (includes PCS, MS and Parole)	Contested Hearings
<b>457</b>	<b>79</b>	<b>98</b>	<b>1090</b>	<b>0</b>

**Recidivism Reduction Unit**

The Public Defender’s Recidivism Reduction Unit works closely with our AB 109 clients in order to determine their individual needs and to identify individual barriers to re-entry. Our RRAs have continued to meet with in-custody clients for the purpose of conducting comprehensive life interviews that help identify any obstacles in finding housing, employment, and mental health and substance use disorder (SUD) services. RRAs then collaborate with other County agencies, including the Probation Department, Health Care Agency, and the Orange County Sheriff’s Department, to improve the delivery of necessary services.

For our in-custody AB 109 clients who suffer from SUDs, our RRAs conduct assessments using the ASAM tool to determine the client’s necessary level of treatment. RRAs then work with Health Care Agency to secure appropriate treatment options. Our RRAs also access the State Automated Welfare System and CalWIN to determine if clients receive any benefits, such as Medi-Cal, CalWORKs, CalFresh, or general relief. For our in-custody SUD clients who do not actively receive Medi-Cal, and for those who are in need of a CalOptima-funded-bed, our RRAs refer them to our community partner, Project Kinship. Project Kinship then meets with the client, while they are still in-custody, and assists the client in applying for Medi-Cal prior to their release.

For our in-custody AB 109 clients who suffer from mental illness, our RRAs link them directly with Correctional Health Service’s (CHS) Jail to Community Re-entry Program (JCRP). Our clients are then assessed by correctional mental health staff and are provided access and linkage to behavioral health and supportive services. This is just another example of how the RRU works with community partners and other agencies to resolve re-entry obstacles, decrease recidivism, and increase community safety.



**Orange County Public Defender's Office**  
Martin Schwarz, Public Defender



Our RRAs also assist our AB 109 clients with transportation, transitional housing, SSA benefits, Medication-Assisted Treatment (MAT), and locating inpatient and outpatient SUD programs. Our clients' needs are unique and varied. Because of this, our RRAs work alongside our attorneys, resource paralegals and support staff to provide a variety of resources. At times, our RRU team assists our clients at a very basic level, providing food and clothing. Often our clients have more complicated needs, which require additional assistance. This assistance can include:

- Obtaining vital records such as identification, driver's licenses, and birth certificates.
- Helping clients enroll in programs for family reunification services.
- Acquiring immigration documents to help clients obtain citizenship.
- Helping clients obtain government assistance, including General Relief benefits, food stamps, and Medi-Cal.
- Assisting clients with receiving mental health services.
- Helping clients receive veteran benefits and assistance.
- Helping client locate educational opportunities, professional licensing or vocational schools.

In addition, the RRU's New Leaf program assists clients with legal barriers, in order to increase opportunities in employment, professional licensing, and consumer credit. Our attorneys and paralegals collaborate with community organizations and community supervision to provide on-site legal advice on how to take advantage of motions and petitions offered within our New Leaf Program and to provide participants with the resources listed above. Our attorneys and paralegals provide weekly on-site assistance at Project Kinship, and our paralegals provide assistance three times a month at different parole and probation day reporting centers within the county. During this quarter, our office's collaboration with Orange County Sheriff's inmate services and correctional programming has resumed. Our attorneys and paralegals regularly meet with inmates housed in the Transitional Age Youth (TAY) and HUMV units as well as inmates participating in the "All In" program. Our attorneys and paralegals provide advice and guidance related to navigating the criminal justice system, successfully completing post-incarceration supervision, employment skills such as interviewing skills and resume building, child support, and our New Leaf Program resources.

During this quarter, our RRU team has actively filed the following motions and petitions:

- Penal Code 1203.4 motions requesting felony and misdemeanor convictions be set aside and dismissed from the client's record
- Petitions for Certification of Rehabilitation requesting a full pardon from the Governor
- Petitions to dismiss and seal convictions related to loitering with the intent to commit prostitution, pursuant to Senate Bill 357
- Petitions to terminate sex offender registration, pursuant to Senate Bill 384



**Orange County Public Defender’s Office**  
 Martin Schwarz, Public Defender



- Proposition 47 petitions, which allow certain felony convictions to be recalled and designated as misdemeanors

These motions and petitions are of significant benefit to our clients as they eliminate or reduce obstructions to employment opportunities.

In the 4<sup>th</sup> quarter of 2023, our RRU team has handled the following contacts:

Client Contacts	Program and Service Referrals	Obtaining Vital Records	Motions/Petitions Filed
<b>4573</b>	<b>982</b>	<b>898</b>	<b>196</b>

The RRU is also committed to assisting clients successfully reenter the community by teaching life skills education to assist clients in meeting the needs and demands of present society. Our attorneys provide weekly life skills education within the custodial setting to a selected group of individuals, prior to their release from custody. These individuals learn to develop social, emotional, and thinking skills to help them adjust and succeed upon their reentry into the community. With the assistance of the Public Defender’s RRU team, Realignment clients continue to make significant progress towards creating stability by learning life skills, obtaining employment, locating housing, and receiving treatment for substance use disorders and mental health diagnosis, thereby reducing recidivism and increasing public safety.



## Changes in Data Collection Methodology

The Orange County District Attorney's (OCDA) office provides several statistical measures for the AB 109 population. The research team at OCDA recently reviewed its data collection methodologies and reporting to ensure consistency in practices with other Orange County Community Corrections Partnership (OCCCP) members. After reviewing the data, the OCDA identified and then revised some gaps and inconsistencies in data collection and reporting methodology. The measures put into place are discussed below and overall, will result in more consistent methodology for data collection and reporting.

Preliminary, it should be noted that there are multiple county and state operational definitions for "recidivism" when considering the AB 109 population. OCCCP members track and report different data based on different definitions of recidivism. This has presented a challenge in terms of acquiring consistent data among all agencies. OCDA, as a department within the County of Orange, tracks the data based on the Orange County Board of Supervisor's definition of "recidivism". For example, OCDA includes violations of probation/parole terms within its data tracking methodology. Violations of terms are tracked when an individual violates the terms of their supervision and the OCDA files a petition with the courts. This more expansive definition of recidivism, for example, is one factor which contributed to the difference in recidivism numbers reported by the OCDA. Another inconsistency identified during the methodology review was how release dates and time frames were incorrectly calculated in the total data. In some instances, OCDA's research team discovered that offenses that occurred before an individual's release date were inadvertently included and therefore, contributed to the higher numbers reports by the OCDA. This issue has been remedied in the newly established data collection methodology.

In order to mitigate any errors in data collection and reporting, the OCDA recently met with the Probation Department and reviewed and modified its own data collection methodology. The purpose of this endeavor is to better align our processes with key OCCCP partners. In doing so, OCDA first separated recidivism into three different categories: (1) violation of terms, (2) new filings, and (3) convictions to align with the Orange County Board of Supervisor's definition of the term. Previously the recidivism measure was a composite of multiple categories and less comparable to our departments as a result. Second, OCDA programmed dates into the data collection programs so that errors in manual updates no longer occurred. Finally, OCDA modeled our data collection parameters consistent with the Probation Department by breaking people into groups based on their release dates and tracking those groups across time.

### Total Population Analysis

In the 4<sup>th</sup> quarter of 2023, the OCDA handled a total of 613 petitions for a violation of AB 109 supervision. The 613 petitions were for a total of 477 different defendants. Of the 477 defendants, 408 (85%) were repeat offenders, having received at least 1 prior petition. 229 (48%) had at least 5 prior petitions, and 102 (21%) had more than 10 prior petitions.

Additionally, in the 4<sup>th</sup> quarter of 2023, the OCDA filed 930 new criminal cases—332 felony (35%), 598 misdemeanor (64%)—against a total of 777 defendants who are currently or previously on AB 109



supervision. Auto theft and narcotic sales charges were the most common new felony filed against an AB 109 individual (122 cases). Weapons offenses remained common as well.

Overall, PRCS defendants remained the largest population of violators, and they were most likely to commit new offenses.

The following pages of this report break down the statistics by form of supervision—Mandatory Supervision (MS), PCS, and parole.

	4thQuarter	YTD 2023	Projected 2023	Projected Change 2022 to 2023	2022	2021	2020
# Defendants	477	1358	1358	0%	1350	1445	1615
# Grants/Cases	487	1440	1440	0%	1438	1557	1712
# Petitions	613	3088	3088	-7%	3338	3545	3739

# of Prior Petitions	No Priors	1	2	3	4	5	6-10	11-15	More than 15
# Defendants this Quarter	69	57	45	44	33	31	96	54	48
# Defendants this Year	263	156	109	120	85	73	281	142	129

	4th Quarter	YTD 2023	Projected 2023	Projected Change 2022 to 2023	2022	2021	2020
New Crime							
# of Defendants	777	2841	2841	1%	2820	2918	3024
Filed Cases	930	5593	5593	0%	5599	5895	6167

\*This data is live and is constantly being added to and corrected. Past reported numbers change because cases are constantly being edited.

### Mandatory Supervision Violation Analysis

In the 4<sup>th</sup> quarter of 2023, the OCDA received 65 petitions for a violation of Mandatory Supervision by 51 defendants. Of these defendants, 45 were repeat offenders, having received at least 1 prior petition: 5 defendants had more than 5 petitions.

	4th Quarter	YTD 2023	Projected 2023	Projected Change 2022 to 2023	2022	2021	2020
# Defendants	51	204	204	-24%	268	363	356
# Grants/Cases	61	260	260	-27%	356	475	454
# Petitions	65	367	367	-31%	534	741	588

# of Prior Petitions	No Priors	1	2	3	4	5	6-10	11-15	More than 15
# Defendants this Quarter	6	10	13	7	7	3	5	0	0
# Defendants this Year	51	50	35	31	16	8	12	1	0

Average Sentence for Sustained Violation: 6 months LOCAL





### New Crime Analysis

In the 4<sup>th</sup> quarter of 2023, the OCDA filed 232 new criminal cases (96 felonies and 136 misdemeanors) against 203 defendants currently or previously on Mandatory Supervision. These new cases include felony charges of Auto Theft, Weapons, and Narcotic Sales.

New Crime	4th Quarter	YTD 2023	Projected 2023	Projected Change 2022 to 2023	2022	2021	2020
# of Defendants	203	771	771	-6%	821	919	853
Filed Cases	232	1572	1572	-5%	1662	1958	1818

Felony Case Breakdown (Count 1)	
AUTO THEFT	21
WEAPONS	14
NAR SALES	10
BURGLARY	10
THEFT	8
NAR POSS	7
OTHER	26

*Recidivism measures for 2018, 2020, 2022 cohorts. Individuals released during Q4 that have recidivism measure within 1, 3 or 5 years. Measures include: new filings, violation of terms, and convictions.*

2018 COHORT	1 YEAR	3 YEAR	5 YEAR
VIOLATIONS	69%	73%	73%
FILINGS	45%	59%	62%
CONVICTIONS	31%	46%	53%
2020 COHORT	1 YEAR	3 YEAR	5 YEAR
VIOLATIONS	54%	63%	N/A
FILINGS	50%	63%	N/A
CONVICTIONS	38%	54%	N/A
2022 COHORT	1 YEAR	3 YEAR	5 YEAR
VIOLATIONS	43%	N/A	N/A
FILINGS	36%	N/A	N/A
CONVICTIONS	29%	N/A	N/A

### Post Release Community Supervision Violation Analysis

In the 4<sup>th</sup> quarter of 2023, the OCDA received 463 petitions for a violation of PCS by 341 defendants. Of these defendants, 306 were repeat offenders, having received at least 1 prior petition: 156 defendants had over 5 petitions and 90 had over 10 prior petitions.

	4th Quarter	YTD 2023	Projected 2023	Projected Change 2022 to 2023	2022	2021	2020
# Defendants	341	898	898	2%	884	943	1068
# Grants/Cases	341	924	924	5%	884	943	1071
# Petitions	463	2335	2335	-6%	2497	2716	2226

# of Prior Petitions	No Priors	1	2	3	4	5	6-10	11-15	More than 15
# Defendants this Quarter	35	39	25	32	19	23	78	49	41
# Defendants this Year	89	80	57	78	54	54	240	129	117

*Average Sentence for Sustained Violation: 127 Days Jail*



### New Crime Analysis

In the 4<sup>th</sup> quarter of 2023, the OCDA filed 485 new criminal cases (161 felonies and 324 misdemeanors) against 405 defendants currently or previously on PCS. These new cases include felony charges of Weapons, Burglary, and Auto Theft.

New Crime	4th Quarter	YTD 2023	Projected 2023	Projected Change 2022 to 2023	2022	2021	2020
# of Defendants	405	1464	1464	2%	1432	1558	1506
Filed Cases	485	2776	2776	1%	2753	3022	2897

Felony Case Breakdown (Count 1)	
WEAPONS	30
BURGLARY	22
AUTO THEFT	21
ASSAULT	15
NAR SALES	13
FRAUD	10
OTHER	46

*Recidivism measures for 2018, 2020, 2022 cohorts. Individuals released during Q4 that have recidivism measure within 1, 3 or 5 years. Measures include: new filings, violation of terms, and convictions.*

2018 COHORT	1 YEAR	3 YEAR	5 YEAR
VIOLATIONS	58%	61%	64%
FILINGS	41%	58%	64%
CONVICTIONS	34%	52%	58%
2020 COHORT	1 YEAR	3 YEAR	5 YEAR
VIOLATIONS	62%	65%	N/A
FILINGS	53%	70%	N/A
CONVICTIONS	46%	64%	N/A
2022 COHORT	1 YEAR	3 YEAR	5 YEAR
VIOLATIONS	55%	N/A	N/A
FILINGS	46%	N/A	N/A
CONVICTIONS	30%	N/A	N/A

### Parole Violation Analysis

In the 4<sup>th</sup> quarter of 2023, the OCDA received 85 petitions for a violation of Parole by 85 defendants. Of these defendants 57 were repeat offenders, having received at least 1 prior petition: 25 defendants had more than 5 petitions and 12 had over 10 prior petitions.

	3rd Quarter	YTD 2023	Projected 2023	Projected Change 2022 to 2023	2022	2021	2020
# Defendants	94	205	273	37%	200	198	316
# Grants/Cases	94	205	273	37%	200	198	315
# Petitions	96	289	385	29%	298	307	435

# of Prior Petitions	No Priors	1	2	3	4	5	6-10	11-15	More than 15
# Defendants this Quarter	36	10	4	5	8	5	12	7	7
# Defendants this Year	95	22	12	11	14	7	25	10	9

Average Sentence for Sustained Violation: 140 days JAIL



### New Crime Analysis

In the 4<sup>th</sup> quarter of 2023, the OCDA filed 213 new criminal cases (75 felonies and 138 misdemeanors) against 169 defendants currently or previously on Parole. These new cases include felony charges of Burglary, Assault, and Sexual Assault.

New Crime	4th Quarter	YTD 2023	Projected 2023	Projected Change 2022 to 2023	2022	2021	2020
# of Defendants	169	606	606	7%	567	613	612
Filed Cases	213	1245	1245	5%	1184	1327	1314

Felony Case Breakdown (Count 1)	
BURGLARY	10
ASSAULT	8
SEX ASSAULT	8
WEAPONS	8
AUTO THEFT	7
NAR POSS	6
ROBBERY	6

*Recidivism measures for 2018, 2020, 2022 cohorts. Individuals released during Q4 that have recidivism measure within 1, 3 or 5 years. Measures include: new filings, violation of terms, and convictions.*

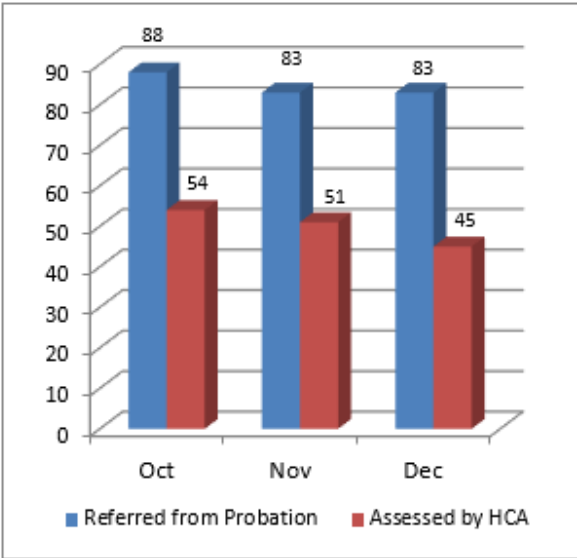
2018 COHORT	1 YEAR	3 YEAR	5 YEAR
VIOLATIONS	37%	47%	51%
FILINGS	48%	67%	73%
CONVICTIONS	33%	56%	63%
2020 COHORT	1 YEAR	3 YEAR	5 YEAR
VIOLATIONS	30%	38%	N/A
FILINGS	41%	57%	N/A
CONVICTIONS	30%	48%	N/A
2022 COHORT	1 YEAR	3 YEAR	5 YEAR
VIOLATIONS	28%	N/A	N/A
FILINGS	36%	N/A	N/A
CONVICTIONS	25%	N/A	N/A



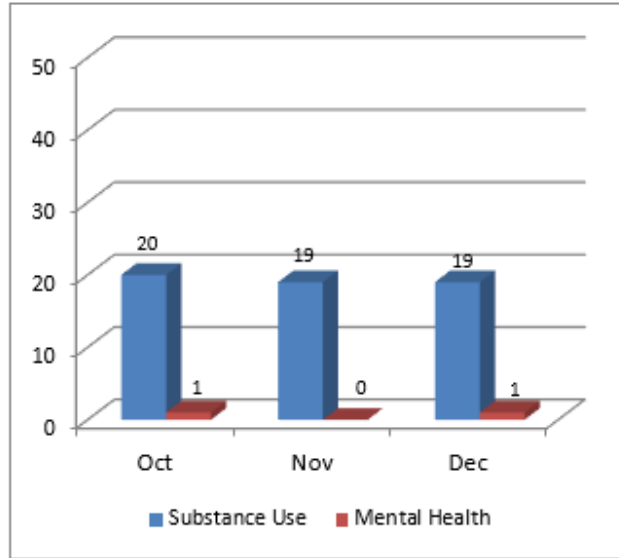
**Mental Health and Recovery Services**

**Referrals and Admissions**

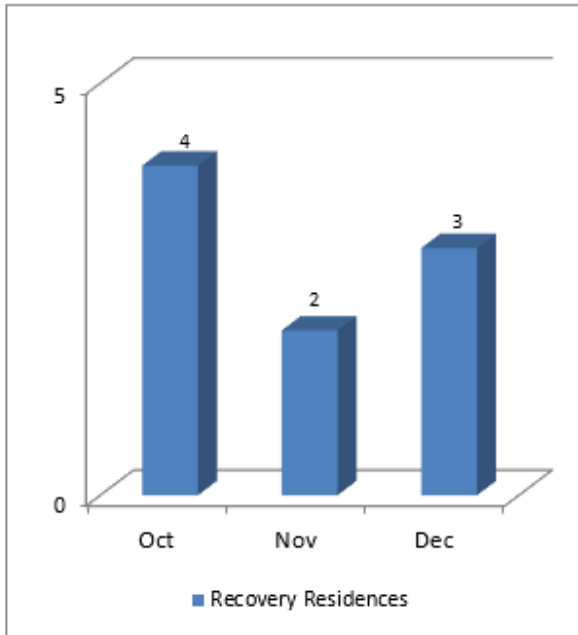
**Probation Referrals & HCA Assessments**



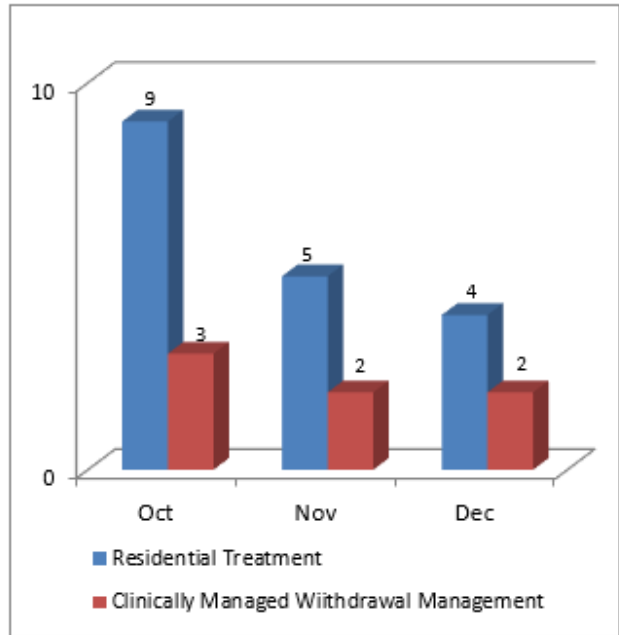
**Admitted to Outpatient Treatment**



**Admitted to Recovery Residences**



**Admitted to Residential Treatment & Clinically Managed Withdrawal Management**





**HCA AB 109 Referrals and Admissions from October through December 2023:**

Services	Referrals	Admissions
Residential Treatment	36	18
Adult Outpatient Substance Use Disorder	63	58
Recovery Residence and Short Term Housing	6	9
Clinical Managed Withdrawal Management (Medical and Social Models)	15	7
Adult Outpatient Mental Health Treatment	9	2
Bridge Psychiatric Services	5	3
Narcotic Treatment Program (Including MAT)	23	7
Full-Service Partnership	8	4

**Mental Health and Recovery Services (MHRS)**

HCA AB 109 screeners continue to be available on site at the Santa Ana and Anaheim Probation Offices to screen, assess, facilitate linkage, and coordinate services with probation officers and service providers. Currently, HCA has 4 AB 109 screeners. All AB109 program does not have any vacancy and all positions are filled since the 2<sup>nd</sup> quarter of 2023. Currently, staffing level is maintained.

During this quarter, HCA AB 109 team received 246 AB 109 referrals from Probation, completed 158 assessments and made 165 service referrals. Of the service referrals made, 22% were for residential substance use disorder (SUD) treatment, 38% for outpatient SUD treatment, 9% for clinically managed withdrawal management, 4% for recovery residences, 8% for outpatient mental health and bridge psychiatric services, 14% for narcotic treatment program, and 5% for Full-Service Partnership services. During this quarter, there were 108 service admissions, which is an increase of 37% in service admission compared to the 3<sup>rd</sup> quarter of 2023. HCA AB 109 team continues to work closely with probation officers to engage AB 109 clients in services and the effort of maintaining a stable staffing has increased services for this quarter.

HCA MHRS system navigators continue to work closely with Correctional Health Services to provide in reach, transportation, and linkage upon release. During this quarter, 4 individuals on medication-assisted treatment enrolled at the Santa Ana Substance Use Disorder (SUD) clinic.

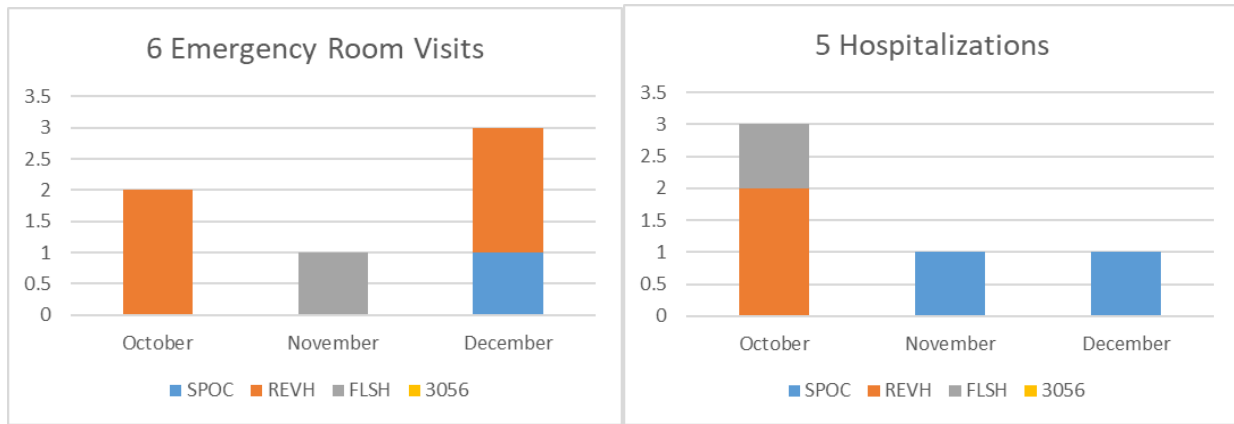
HCA MHRS added new treatment services during this quarter. HCA MHRS added a new county contracted SUD outpatient provider and a new FSP program specifically for Vietnamese speaking clients that meet FSP criteria. The Vietnamese FSP program started providing treatment and enrolling new clients. HCA MHRS has been active in expanding residential treatment services. Negotiations are currently taking place between HCA and additional residential treatment service providers to increase capacity. HCA is hoping to secure a new provider to provide residential treatment services in the new fiscal year. During this quarter, HCA Residential Treatment Services continue to offer short term recovery residence beds to clients leaving withdrawal management who are waitlisted for a residential treatment bed. Referrals to short term beds are determined by detox providers when it is deemed necessary.



**Correctional Health Services**

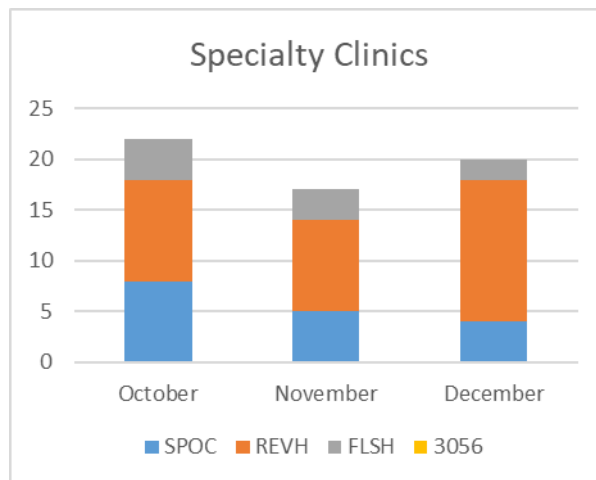
**Vivitrol Administration, Emergency Room, and Hospitalizations**

Correctional Health Services' staff administered zero (0) Vivitrol in the 4<sup>th</sup> quarter of 2023. There was no change from the previous quarter. A total of eleven (11) AB 109 inmates were either hospitalized or treated in the Emergency Department. This was a decrease of three (3) from fourteen (14) the previous quarter.



**Specialty Clinics**

All primary care physician services are provided within the jail; however, when an AB 109 inmate needs specialty services, they are transported to specialty medical clinics off-site (such as Cardiology, Nephrology, Oncology, OB, Surgery, etc.). There are currently over 30 specialty clinic services available with 59 clinic visits completed during the 4<sup>th</sup> quarter of 2023 for AB 109 inmates specifically. This equates to approximately 6.5% of the total specialty clinic services for this quarter.





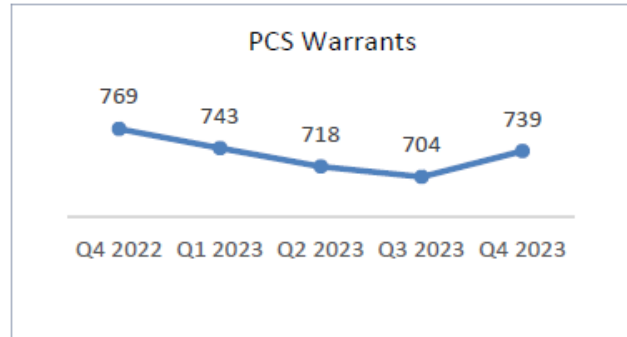
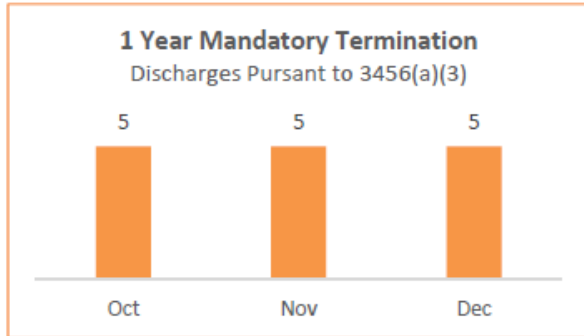
AB109 Type:	SPOC	REVH	FLSH	TOTAL PER CLINIC
<b>TOTAL NUMBER OF APPTS</b>	17	33	9	
AUDIOLOGY	0	0	0	0
CARDIOLOGY	1	1	0	2
CARDIO THORACIC SURGERY CLINIC	0	0	0	0
DERMATOLOGY	1	1	0	2
ECHOCARDIOGRAM	0	1	0	1
EEG	0	0	0	0
ENDOCRINOLOGY	0	1	0	1
ENT	0	0	0	0
GASTROENTEROLOGY	2	3	0	5
GENERAL SURGERY	2	4	2	8
GI LAB	1	1	0	2
GYN ONCOLOGY	0	0	0	0
HAND SPECIALTY	0	0	0	0
HEMATOLOGY/ONCOLOGY	1	0	0	1
INFECTIOUS DISEASE	0	0	0	0
INTERVENTIONAL RADIOLOGY	0	0	0	0
NEPHROLOGY	0	0	0	0
NEUROLOGY	0	1	0	1
NEUROSURGERY	0	0	0	0
NUCLEAR MEDICINE	0	0	0	0
OCCUPATIONAL THERAPY	0	0	0	0
OPHTHALMOLOGY	0	2	1	3
ORAL SURGERY	0	0	0	0
OR – SURGERY	1	1	2	4
ORTHOPEDICS	1	1	4	6
OTHER	0	1	0	1
PET SCAN	0	0	0	0
PHYSICAL THERAPY (PT)	0	2	0	2
PODIATRY	1	1	0	2
PSYCHIATRY	1	4	0	5
RADIOLOGY	1	2	0	3
ULTRASOUND	4	5	0	9
UROLOGY	0	1	0	1
				59

In-custody Correctional Health Services triages and screens every AB 109 inmate in the jail to determine their medical and mental health needs and subsequent treatment and medication plan. The volume of patients is reflected in the Sheriff’s section of this report, as all in-custody inmates on the Sheriff’s census are also managed by in-custody healthcare staff.



Since the inception of AB 109 through December 31, 2023, OC Probation has supervised 11,823 former state prisoners.

As of December 31, 2023, 934 individuals were on PCS active supervision.



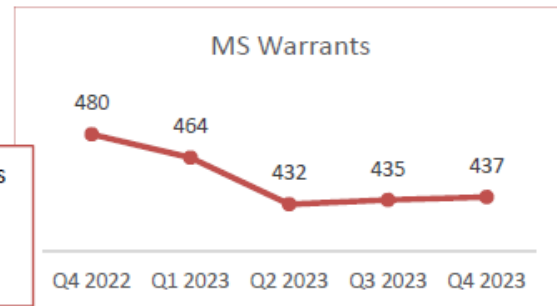
PCS individuals without custodial sanctions are mandatorily discharged after one year. During the fourth quarter of 2023, 15 individuals were released on one-year mandatory terminations.

PCS Controlling Offense (All Felonies)	Person	Property	Drug	Weapons	Other
	14%	32%	29%	10%	15%

### Mandatory Supervision

*Individuals with MS Convictions from October 1, 2011 through December 31, 2023 = 4,808*

Mandatory Supervision (MS) individuals are offenders sentenced under PC § 1170(h) who receive jail time followed by supervision. During the fourth quarter of 2023, 31 individuals were sentenced to MS. In addition, 39 individuals were sentenced but are still in Orange County Jails – once released, OC Probation will supervise them.



As of December 2023, 251 individuals are actively supervised while 437 individuals are on active warrant.

### Day Reporting Centers (DRC)

October 1, 2023 – December 31, 2023

<b>93 Program Referrals</b>		<b>32 Program Entries</b>		<b>60 Program Discharges</b>	
<i>Referral Reason (%)</i>		<i>Risk Level at Entry (%)</i>		<i>Phase at Exit 1-3 (%)</i>	
Benefit to Participant	71%	High	69%	1	39%
Sanction	14%	Medium	16%	2	53%
Both	15%	Low	3%	3	8%
Unknown	0%	Not Assessed	12%		





# PUBLIC SAFETY REALIGNMENT IN ORANGE COUNTY

# FY 2022-23 ANNUAL REPORT AND FY 2023-24 ANNUAL PLAN

*Prepared by:*

**Orange County Community Corrections Partnership**



**Orange County  
Community Corrections Partnership  
Executive Committee**

**Daniel Hernandez**, Chief Probation Officer (Chair)

**Don Barnes**, Sheriff-Coroner

**Todd Spitzer**, District Attorney

**Martin Schwarz**, Public Defender

**Veronica Kelley**, Health Care Agency

**Amir El-Farra**, Chief, Garden Grove Police  
Department

The seal of Orange County, California, is a large, faint watermark in the background. It features a central figure of a woman holding a scale and a sword, surrounded by the text "COUNTY OF ORANGE CALIFORNIA".

## **VISION STATEMENT**

**“Enhancing the quality of life of Orange County residents by promoting public safety, reducing recidivism and creating safer communities.”**

## **MISSION STATEMENT**

**The Mission of the Orange County Community Corrections Partnership is to enhance public safety by holding offenders accountable and reducing recidivism by utilizing fiscally responsible, quantifiable, evidence-based and promising practices that support victims and community restoration.**

# Table of Contents

**Executive Summary..... 1**

**Goals and Objectives ..... 7**

**Probation Department ..... 9**

**Sheriff-Coroner Department ..... 15**

**Correctional Health Services ..... 19**

**Orange County District Attorney’s Office ..... 22**

**Orange County Public Defender’s Office ..... 24**

**Local Law Enforcement Agencies ..... 27**

**Mental Health and Recovery Services ..... 28**

**Orange County Courts ..... 37**

**County & Community Partner Organizations ..... 37**

## EXECUTIVE SUMMARY

The County of Orange (County) presents the Fiscal Year (FY) 2022-23 Public Safety Realignment Report, which serves as an update to the Community Corrections Partnership (CCP) Plan. The purpose of this report is to highlight the programs and collaborative investments made across County departments, courts, and local law enforcement entities implemented to address the additional responsibilities under Realignment and review the statistical data and trends further impacting public safety.

The statistical information included in this report was obtained from the County's Sheriff-Coroner's Department, District Attorney's Office, Public Defender's Office, Probation Department, Health Care Agency, as well as the Courts and local law enforcement entities.

A major component of the data collection and analysis centers on recidivism. Recidivism data is a central metric to measuring the impacts of Realignment, effectiveness in programming, and efficiency in funding utilization. The County has collected recidivism data per the Board of State and Community Corrections (BSCC) definition as follows:

*Recidivism is defined as a conviction of a new crime committed within three years of release from custody or committed within three years of placement on supervision for a previous criminal conviction.*

In February 2019, the Orange County Board of Supervisors (Board) revised their adopted definition for recidivism to include sustained parole or probation violations or a lawful arrest based on a new criminal offense and expanded the time frame to include three years after the end of the individual's supervision.

Currently, the County has the infrastructure to report recidivism data based on the BSCC definition of recidivism. The County stakeholders continue to refine the Board-adopted definition and work to put systems and processes in place that will allow for the collection of data based on the Board-adopted definition and facilitate metrics to meet both definitions of recidivism.

The information and data in this report covers the fiscal year period of July 1, 2022, to June 30, 2023. During this fiscal period, the County received a Base allocation of \$121.5M in 2011 Public Safety Realignment funds from the State of California. Funds were distributed to the Sheriff-Coroner's Department, Probation Department, Health Care Agency, District Attorney's Office, Public Defender's Office, and Local Law Enforcement entities based on the amount available and the impact to operational costs from the increased responsibilities resulting from the Public Safety Realignment. Collectively, the County continues to work collaboratively across departments and partner agencies to address public safety concerns to create or expand programming to meet the needs of the supervised and incarcerated populations.

## **2011 Public Safety Realignment Summary**

In 2011, Assembly Bill (AB) 109 was enacted to address the overcrowding in California's 33 prisons and alleviate the State's financial crisis. The law, effective October 1, 2011, also known as the 2011 Public Safety Realignment (Realignment), mandates that individuals sentenced to non-serious, non-violent or non-sex offenses serve their sentences in county jails instead of state prison. Realignment made some of the largest and most pivotal changes to the criminal justice system in California. In short, Realignment transferred the responsibility for supervision of felons (excluding high-risk sex offenders) released from prison whose commitment offenses are statutorily defined as non-serious and non-violent to the 58 counties. Offenders convicted after October 1, 2011, who have no current or prior statutorily defined serious, violent or sex-offense convictions serve time locally (regardless of length of sentence) with the possibility of community supervision in place of time spent in custody.

Realignment established the Postrelease Community Supervision (PCS) classification of supervision; altered the parole revocation process placing more responsibility in local jurisdictions; gave local law enforcement the freedom to manage offenders in a more cost-effective manner; and, as of July 1, 2013, parole violations are housed, prosecuted, and tried locally. Realignment created an unprecedented opportunity for all 58 California counties to determine an appropriate level of supervision and services to address both the needs and risks of individuals released from prison and local jails into the community.

The following summarizes the key components of the 2011 Public Safety Realignment Legislation:

- **Redefined Felony Sentencing**

Individuals convicted of certain felonies on or after October 1, 2011, may be sentenced to the county jail for more than 12 months. Individuals sentenced under Penal Code (PC) 1170(h) can receive a sentence that falls within a low, middle or upper term of incarceration based on their specific offense. Some felony offenses (i.e., serious, violent and sex offenses) are excluded from sentencing under PC 1170(h) and will be sentenced to state prison time. Pursuant to PC 1170(h), an individual convicted of a non-serious, non-violent or non-sex offense may be sentenced to serve that entire time in county jail or may be sentenced to serve that time split between county jail and Mandatory Supervision (MS). Offenders sentenced to MS are supervised by Probation.

- **Postrelease Community Supervision**

Those released from state prison on or after October 1, 2011, who had been incarcerated for a non-serious offense (pursuant to PC 1192.7(c)), a non-violent offense (pursuant to PC 667.5(c)) or a sex offense deemed not high-risk (as defined by California Department of Corrections and Rehabilitation) are released to a local jurisdiction based on their county of residence at time of conviction for supervision

under PCS. These individuals may have prior violent or serious offenses or be registered sex offenders. PCS supervision cannot exceed three years.

- **Custody Credits**

PC 4019 was amended to allow for those sentenced to county jail to receive pre- and post-sentence conduct credit of two days for every four days actually spent in custody, resulting in sentences being served more quickly. This is the same conduct credit offenders receive when serving time in state prison.

- **Alternative Custody Program**

Senate Bill (SB) 1266 allows for non-serious, non-violent and non-sex offenders to serve part of their sentence in a non-custodial facility, such as a residential home, non-profit drug-treatment program or transitional-care facility recognizing that alternative custody is an integral part in reintegrating these individuals back into their community.

- **2016 Legislation**

SB 266 - Probation and Mandatory Supervision: Flash Incarceration. This Bill amended several Penal Codes, including Section 1203; amended and added to Section 4019; and added Section 1203.35. SB 266 allows a court to authorize the use of flash incarceration, as defined, to detain the offender in county jail for no more than 10 days for a violation of his or her conditions of probation or mandatory supervision, as specified. These provisions would not apply to persons convicted of certain drug possession offenses. Prior to January 1, 2021, the bill will allow a person to receive credits earned for a period of flash incarceration pursuant to these provisions if his or her probation or mandatory supervision is revoked.

- **Implementation Plans**

The 2011 Public Safety Realignment legislation required each county to submit a comprehensive implementation plan to the BSCC along with any revisions, thereafter. In addition, the responsibility for the development and implementation of such plan was charged to each county's established Community Corrections Partnership.

### **Community Corrections Partnership**

The Orange County Community Corrections Partnership (OCCCP) was established with the enactment of the California Community Corrections Performance Incentives Act of 2009 (SB 678) and serves as a collaborative group charged with advising on the implementation of SB 678 funded initiatives and Realignment programs.

Chaired by the Chief Probation Officer, the OCCCP oversees the 2011 Public Safety Realignment process and advises the Board in determining funding and programming for the various components of the plan. The OCCCP includes an Executive Committee which, pursuant to bylaws adopted by the OCCCP, consists of the following voting members: the

Chief Probation Officer, the County Sheriff, the District Attorney, a Chief of Police, the Public Defender, and the Director of County Social Services or Mental Health or Alcohol and Drug Services (as determined by the Board). The original 2011 Public Safety Realignment Plan and subsequent updates are developed by the OCCCP members, their designees, and other key partners.

For FY 2022-23, the OCCCP consisted of the following voting members:

Daniel Hernandez, Chief Probation Officer (Chair)

**Don Barnes**, Sheriff-Coroner

**Todd Spitzer**, District Attorney

**Martin Schwarz**, Public Defender

**Veronica Kelley**, Health Care Agency

**Amir El-Farra**, Chief of Police, Garden Grove

The 2011 Public Safety Realignment legislation tasked the OCCCP to develop and recommend an implementation plan for consideration and adoption by the Board. The plan outlined multifaceted strategies to meet Realignment implementation and developed system goals to guide implementation and ongoing efforts in Orange County and was adopted by the Board on October 18, 2011. This report is intended to serve as an update to the implementation plan.

Implementation Plans of all 58 California counties are available through the BSCC at the following website:

[http://www.bscc.ca.gov/s\\_communitycorrectionspartnershipplans/](http://www.bscc.ca.gov/s_communitycorrectionspartnershipplans/)

Since implementation, the goals and objectives established by the OCCCP have remained consistent and aligned with the vision and mission of the OCCCP by maintaining a:

- Streamlined and efficient system to manage additional responsibilities under Realignment.
- System that protects public safety and utilizes best practices in recidivism reduction.
- System that effectively utilizes alternatives to pre-trial and post-conviction incarceration where appropriate.

### **2011 Public Safety Realignment Funding**

The 2011 Public Safety Realignment provides a dedicated and permanent revenue stream through a portion of Vehicle License Fees (\$12) and State sales tax (1.0625%). This is outlined in trailer bills AB 118 and SB 89. Funding became constitutionally guaranteed by California voters with the passage of Proposition 30 in 2012.

The funding formula adopted by the State has changed dramatically from the initial



implementation. The Realignment Allocation Committee formed by the California State Association of Counties, established the allocation methodology framework for Base Allocation and Growth Funding with both formulas containing factors weighted as follows:

#### Base Allocation

- Caseload (45%) recognizes the quantifiable impacts 2011 Realignment has had on public safety services. Factors consist of PC 1170(h) jail inmates, the MS and PCS population, and felony probation caseloads.
- Crime and Population (45%) recognizes the general county costs and the costs of diversion programs not otherwise captured in caseload data. Factors include the adult population and the number of serious crimes.
- Special Factors (10%) recognizes the socioeconomic and other unique factors that affect a county's ability to implement Realignment. Factors consist of poverty and the impact of state prisons on the counties.

#### Growth Funding

Distributed based on the following performance factors:

- SB 678 Success Rates (80%): Based on data indicating the success and improvement in probation outcomes. Factors include the number of non-failed probationers (60%) and year-over-year improvement in the success rate (20%).
- Incarceration rates (20%): Focus is on reducing prison incarcerations. Factors include the year-over-year reduction in the number of felons admitted to state prison (10%), success measured by the per capita rate of prison admissions (10%), and a year-over-year reduction in the number of felons admitted to prison as a 2<sup>nd</sup> strikers (fixed dollar amount).

In compliance with Government Code (GC) 30029.07 and beginning with the growth funding attributed to FY 2015-16, 10% of the Growth Funds received is used to fund a Local Innovation Account for the County. Additional funding of this account is received from similar growth funding from other realigned public safety programs with the primary funding being AB 109. Funds in this account must be used for activities otherwise allowable per the realigned public safety programs included in the funding with expenditures determined and approved by the Board.

For FY 2022-23, the County received a Base Allocation of \$121.5M. Growth Funding of \$18.5M was received for the fiscal year. Funds were allocated, as approved by the OCCC and Board, to five County agencies (i.e., Sheriff-Coroner's Department, Probation Department, Health Care Agency, District Attorney's Office, and Public Defender's Office) and 21 Local Law Enforcement entities. Each of the agencies that received an allocation utilized Realignment monies for costs associated with local incarceration, PCS oversight, and other Realignment programmatic services, such as, but not limited to:

- Short-term housing/shelter beds
- Sober Living
- Day Reporting Center
- Restorative Justice Services
- Bus Passes
- GPS Electronic Monitoring
- Adult Non-medical Detoxification Services Outpatient and Residential Services

Additionally, pursuant to GC 30027.8(e)(3) with respect to costs associated with revocation proceedings involving persons subject to state parole and the Postrelease Community Supervision Act of 2011, the District Attorney's and Public Defender's Offices received a total of \$5.0M Base Allocation and \$1.2M Growth Funding.

In addition, the OCCCP was eligible and received a one-time grant of \$200,000 through the Corrections and Planning Grant Program. The OCCCP and Board have authorized the use of this money to fund research and training related to Realignment.

FY 2022-23 Allocations

Department	FY 22-23 Base Allocation Received	FY 21-22 Growth Funds Received (1)	Total Allocated for FY 22-23
<b>Community Corrections (AB 109)</b>			
Sheriff-Coroner	66,524,017		66,524,017
Probation	24,931,375		24,931,375
Health Care Agency	21,341,044		21,341,044
District Attorney	3,527,385		3,527,385
Public Defender	2,304,784		2,304,784
Local Law Enforcement (LLE)	2,420,992		2,420,992
CCP Approved - Reentry Services	-	18,488,520	34,426,529
<b>Total Community Corrections (AB 109)</b>	<b>121,049,597</b>	<b>18,488,520</b>	<b>155,476,126</b>
Community Corrections Incentive Funds and CCP Approved Projects	200,000	-	2,163,378
<b>Subtotal</b>	<b>121,249,597</b>	<b>18,488,520</b>	<b>157,639,504</b>
<b>District Attorney &amp; Public Defender Subaccount</b>			
District Attorney	2,507,003	588,691	4,396,197
Public Defender	2,507,003	588,691	7,029,292
<b>Total District Attorney &amp; Public Defender</b>	<b>5,014,006</b>	<b>1,177,382</b>	<b>11,425,489</b>
<b>Total Allocations/Expenditures</b>	<b>126,263,603</b>	<b>19,665,902</b>	<b>169,064,993</b>

## GOALS AND OBJECTIVES

### FY 2022-23 Realignment Accomplishments

The following goals were identified for the County in FY 2022-23 and are shown along with notable achievements:

#### **Goal #1: Increase linkage to appropriate County behavioral health services. (Health Care Agency)**

##### **Status: Fully achieved**

During FY 2022-23, 438 individuals received in reach services and 94 individuals successfully enrolled in County behavioral health services upon release.

#### **Goal #2: Increase the utilization of random drug testing (RDT) for adult supervision units newly authorized to use RDT in the Probation Department. (Probation)**

##### **Status: Fully achieved**

The Probation Department's goal for FY 22-23 was to increase utilization by 20% for units newly authorized to use RDT compared with the first six months of 2022 (January – June 2022). The baseline average utilization rate for the first half of 2022 was 19.1%. In order to increase utilization by 20% Probation had to show an average utilization rate of 22.9% or better for the last six months of 2022. Probation met this goal in the second half of 2022 with an average utilization rate of 29.9%.

#### **Goal #3: Improve public safety, reduce recidivism by working together with local, county, state, and federal law enforcement partners. (District Attorney)**

##### **Status: Fully achieved**

During FY 22-23, the AB109 Task Force arrested 70 PCRS Offenders, 48 of those were arrested with new law violations. Four of the arrests were new law violation arrested as a result of collaboration with Santa Ana PD specialized units.

During FY 22-23, the AB109 Task Force collaborated with law enforcement partners and assisted local agency operations. During these various operations, 30 firearms were seized by local agency partners.

December 2022, the AB109 Task Force assigned one AB109 Task Force member to assist ATF Orange County Violent Crime Task Force operations. From December 2022-July 2023, four PCRS offenders were arrested and one firearm was seized.

During FY 22-23, the DPO assigned to the AB109 Task Force provides AB109 participants with various orange county resources/assistance.

**Goal #4: Work with Probation and law enforcement partners to identify and prosecute AB 109 participants responsible for major crime trends. (District Attorney)**

**Status: Fully achieved**

During FY 22-23, the AB109 Task Force has arrested/assisted with arrests of 307 offenders. 70 of the arrests were subjects participating in the AB109, 53 on formal/informal probation, 20 of the subjects were on Parole and 164 not on any supervision. In addition, the AB109 Task Force was responsible for seizing over 55 pounds of narcotics (heroin, methamphetamine, fentanyl and other various narcotics).

The AB109 Task Force assisted various local OC law enforcement agencies during search warrants and operations. Four AB109 participants were arrested during these operations. The prosecutors at OCDA prosecuted the crimes and/or violations in various settings, including violation hearings, and new law violation prosecutions.

December 2022, the AB109 Task Force assigned one AB109 Task Force member to assist ATF Orange County Violent Crime Task Force operations. From December 2022-July 2023, four PRCS offenders were arrested.

**FY 2023-24 Realignment Goals**

The OCCCP identified the following goals for the County for FY 2023-24. For each goal, the OCCCP will strive to guide every partner in public safety to work together for a safe Orange County through a reduction in recidivism achieved through rehabilitation and other alternatives to incarceration. Following each goal is a description of how each goal may be attained in the next year.

**Goal #1: Increase linkage to appropriate County behavioral health services upon release from incarceration. (Health Care Agency)**

**Objectives:**

- a. Increase the number of individuals receiving in-reach services prior to release.
- b. Increase the number of individuals to enroll in County behavioral health services upon release.

**Goal #2: Increase the utilization of random drug testing (RDT) for adult supervision units newly authorized to use RDT in the Probation Department. (Probation)**

**Objectives:**

- a. Increase utilization of RDT in the adult supervision units authorized for RDT.

**Goal #3: Improve public safety, reduce recidivism by working together with local, county, state, and federal law enforcement partners. (District Attorney)**

**Objectives:**

- a. Hold AB 109 participants accountable when they violate the terms of their supervision or when they commit new crimes.
- b. Utilize data, technology, and investigative techniques to identify and apprehend AB 109 participants committing crimes and/or in violation of their conditions.

**Goal #4: Work with Probation and law enforcement partners to identify and prosecute AB 109 participants responsible for crime and major crime trends. (District Attorney)**

**Objectives:**

- a. Continue to communicate and share information with law enforcement partners regarding subjects who are AB109 Participants.
- b. Continue to provide training for the AB109 Task Force.
- c. Utilize real time technology/software to assist AB109 Task Force in daily operations.
- d. Identify and arrest subjects involved in “take-over” robberies, home invasion burglaries, drug sales and gun possession.

The goals and objectives identified above require collaboration and coordination across departments and, in some cases, outside entities. The programs and efforts made by the departments and partner agencies to address the needs of the AB 109 population are highlighted in the following sections.

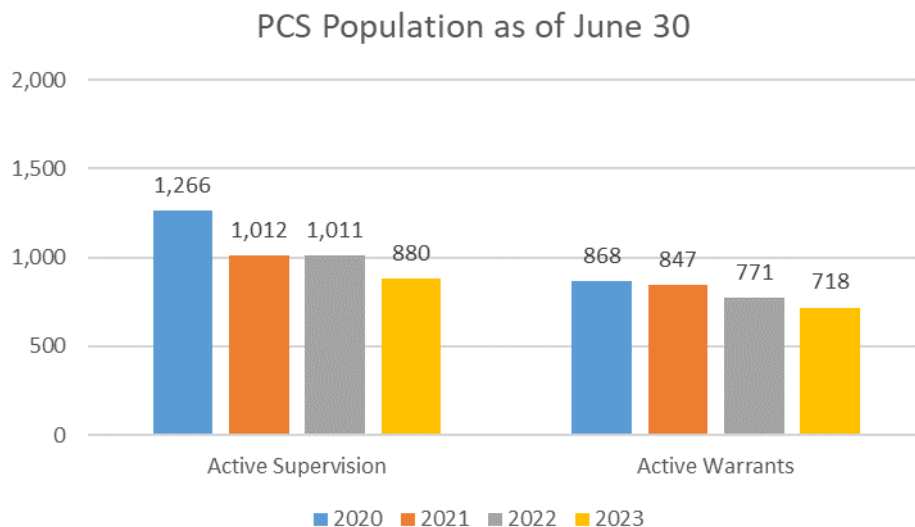
**PROBATION DEPARTMENT**

The Orange County Probation Department (Probation) provides supervision services for approximately 11,176 adult and juvenile offenders on court-ordered supervision or in diversion programs. Deputy Probation Officers (DPOs) serve an investigative role for the court by producing sentencing reports and recommendations and by working in specialized units alongside local law enforcement entities, the Sheriff-Coroner's Department, and the District Attorney's Office to reduce gang-related crime and to supervise convicted narcotics dealers.

With the 2011 Public Safety Realignment, Probation was tasked with the supervision of the Postrelease Community Supervision (PCS) population and individuals under Mandatory Supervision (MS) who would have been sentenced to state prison but completed their sentence through a combination of local incarceration and a period of community supervision. As with formal probation, each DPO works with these populations to ensure compliance with the court's terms of their probation and assists with their reintegration into society by identifying constructive social outlets, like jobs, school, and community activities to help rehabilitate offenders so that future anti-social behavior does not occur.

As of June 30, 2023, there were 880 actively supervised PCS individuals, which was a decrease of 131 individual (0.13%) from the 1,011 reported for June 2022. There were 718 PCS individuals with a warrant status as of June 30, 2023, which was a decrease of 7% from the 771 reported for the prior year. An estimated 45% of the PCS population reports residency in just two cities, Anaheim (20%) and Santa Ana (25%). PCS individuals are predominantly male (92%), while 8% are female.

For the same reporting period, the number of MS individuals on active supervision totaled 256, which was a decrease of 63 individuals (-20%) from the prior year. Those with MS active warrants totaled 432, which was a decrease of 41 individuals (94%) from the prior year. Similar to the PCS population, approximately 37% reside in the same two cities, Anaheim (14%) and Santa Ana (23%).



**Needs and Services Assessments**

The responsibility of the PCS and MS populations are primarily those of Probation’s AB 109 Field Services Division and the dedicated Reentry Team. This Division utilizes

evidence-based practices and collaborates with other County and community partners to best address the needs of their clients. An objective risk/needs assessment tool is utilized to determine the appropriate level of supervision that is necessary and to identify the type of evidence-based treatments and services that are needed to be successful on supervision, thereby reducing the risk of reoffending and increasing pro-social functioning and self-sufficiency.

The risk/needs assessment tool assigns weighted scores to each factor on the instrument in order to obtain an overall risk classification. Risk classification is assigned as high, medium, or low. As of June 30, 2023, the majority of individuals were classified as high risk (PCS 94%; MS 79%). There are ten risk factors on the assessment tool. Five of these factors carry the highest correlation of risk with subsequent new law violations. They include prior probation violations, substance use, age at first conviction, number of prior periods of probation supervision, and the number of prior felony convictions.

In practice, the DPO completes a risk/needs assessment on every client on their caseload and develops a comprehensive case management plan addressing criminogenic factors as well as treatment services and basic needs/support services. Approximately every six months, the DPO conducts a reassessment and updates the supervisory case management plan based on any changes in the risk level and/or in the identified needs for services.

In addition, the Reentry Team also assesses the individual's basic needs at the time of reentry into the community and provides clothing, hygiene kits, food vouchers, and bus passes as applicable and appropriate.

### **Graduated Interventions and Sanctions**

The Postrelease Community Supervision Act of 2011 supports the use of evidence-based sanctions and programming, which includes a range of custodial and noncustodial responses to criminal or noncompliant activity to improve community safety. The use of graduated interventions and sanctions for both technical violations of supervision and subsequent new law violations ensure the sanctions are proportionate to the seriousness of the violation and hold the individual accountable; assert sufficient control and properly manage the risk that the individual presents to the community; and facilitate the individual's continued progress in changing behavior to achieve ongoing compliance, successful completion of supervision, and future law-abiding behavior.

DPOs have broad discretion and determine when to properly implement graduated interventions and sanctions and when to effectively utilize secure detention after prior interventions or sanctions have failed and/or when the safety of the individual, others, or the community are at risk. They consider a wide range of supervision options with the understanding that detention for technical violations does not always result in improved

outcomes or reduced recidivism<sup>1</sup>. Programming and treatment options are as important to supervision as enforcement activities and it is understood that custodial sanctions manage risk well, but it does nothing to reduce the risk once an offender is released into the community<sup>2</sup>.

Promoting swift, certain, and graduated responses to technical violations of supervision is an evidence-based, research-supported strategy that is both consistent and fair<sup>3</sup>. The objectives of graduated interventions and sanctions for both technical violations of supervision and subsequent new law violations are: make sanctions proportionate to the seriousness of the violation and to hold the offender accountable; assert sufficient control and properly manage the risk that the offender presents to the community; and facilitate the offender's continued progress in changing behavior to achieve ongoing compliance, successful completion of supervision, and future law-abiding behavior.

Flash incarceration is an intermediate sanction tool utilized by a DPO to arrest individuals for lesser new law violations and/or technical violations, such as positive drug tests, absconding, etc. The detention period of up to 10 days maximum is intended to deliver a swift and certain sanction while minimizing the impact on the individual's success in the community.

As of January 2017, flash incarceration can be utilized for the MS population if agreed upon at the time of sentencing via a Court Order. During FY 2022-23, there were 14 flash incarceration for the MS population (down from the 19 reported for FY 2021-22) and a total of 224 flash incarcerations for the PCS population, which was down 3% from the prior year's total of 231. Of the 224 flash incarcerations for FY 2022-23, 148 were for technical violations and 76 for new law violations.

PCS revocations increased from 1,813 in FY 2021-22 to 1,933 in FY 2022-23. The charts below summarize PCS flash incarcerations and revocations.

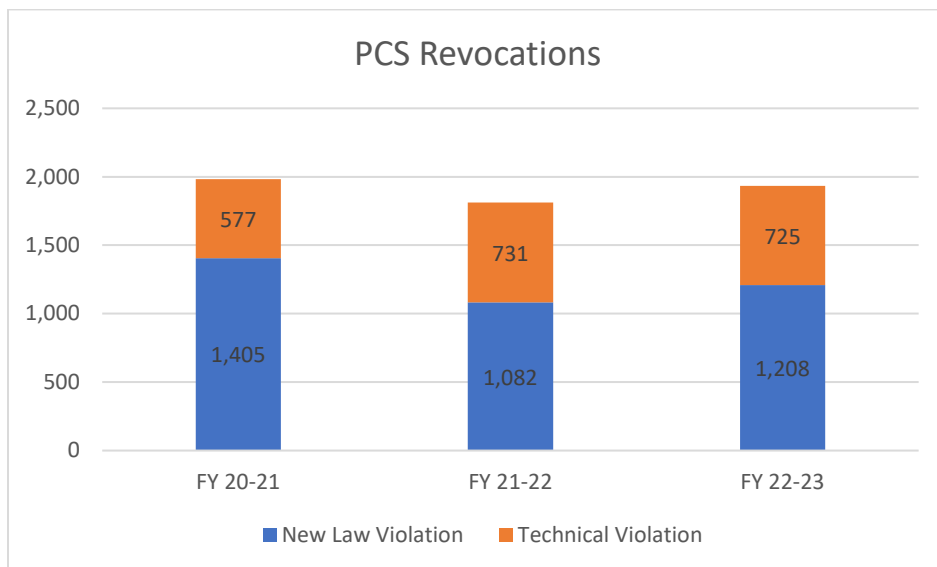
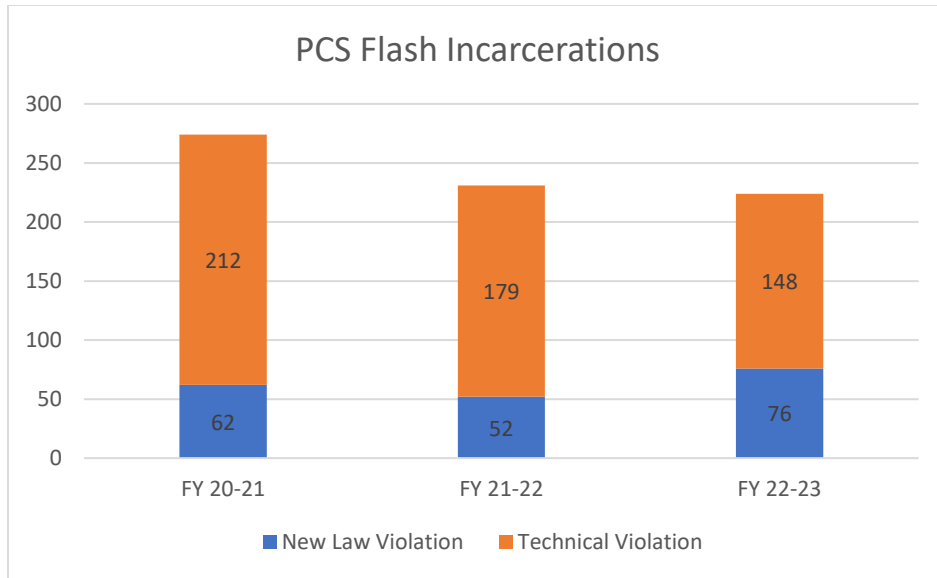
---

<sup>1</sup> Pew Center on States, Public Safety Performance Project (2012) Time Served: The High Cost, Low Return on Longer Prison Terms.

<sup>2</sup> Edward Latessa Ph.D. Keynote Address: What Works and What Doesn't Work in Reducing Recidivism at the CA State Association of Counties (CSAC), CA State Sheriffs Association (CSSA), and Chief Probation Officers of CA (CPOC) 4<sup>th</sup> Annual Conference on Public Safety Realignment, Sacramento, CA. January 22, 2015.

<sup>3</sup> Taxman, Fayes et.al. (2004) Tools of the Trade: A Guide to Incorporating Science into Practice National Institute of Corrections US Department of Justice and Maryland department of Public Safety and Correctional Services.





**Day Reporting Centers for Adults**

Non-residential adult Day Reporting Centers (DRCs) deliver structured reentry services and comprehensive programming for individuals released to the community. The main objective is to increase self-sufficiency and promote behavior changes through the delivery of evidence-based rehabilitation proven to reduce recidivism. By reducing recidivism, DRCs may reduce pressure on jails and prisons while decreasing correctional costs.

The first DRC opened in the city of Santa Ana in July 2012 and provides a combination of intensive treatment and programming, on-site supervision, and immediate reporting of behavior to the assigned DPOs of the AB 109 clients, those on PCS and MS. In June

2015, DRC services became available to the formal probation (FP) supervision population. The Santa Ana DRC is a stand-alone facility and can service up to 140 clients.

The second DRC opened in the city of Westminster in September 2017 and can service up to 75 clients. It is co-located at the Probation Department's West County Field Services Office.

DRC participants go through a multi-phase program that potentially runs six to nine months. The program includes frequent reporting to the center where participants are placed on different treatment levels and training based on a risk and needs assessment tool. DRC staff monitor individuals closely with daily check-ins, ongoing drug and alcohol testing, and intensive case management. DRC programs are rooted in consistent delivery of programming, immediate response for rewards or sanctions, and other evidence-based principles proven to change criminal behavior. DRCs help individuals gain structure, learn stability, modify the way they think and behave, and develop new life skills.

There were 3,649 entrants served by the DRC through June 30, 2023. During FY 2022-23, 355 referrals resulted in 204 enrollments of which, 72% were classified as high risk. There were 209 total exits from the DRCs; 74 were satisfactory and 27 were for other reasons or considered "no fault."

### **DRC Services**

All participants are assessed by a DRC case manager at entry, receive services based on their assessed risk/needs and are held accountable for their behaviors through specific measures in the chart below.

Services	Assessments/Accountability Measures
Development of a Behavior Change Plan	Orientation & Intake Assessment using LSI Risk Assessment
Life skills & Cognitive Behavioral Therapy (Moral Reconation Therapy)	Daily attendance, participation in individual and group counseling, progress reports & communication with assigned DPO
Substance Abuse Counseling	On-site random alcohol & drug testing, individual and group sessions, progress reports & communication with assigned DPO
Anger Management Counseling	Group sessions, attendance, periodic evaluation and communication with assigned DPO
Parenting & Family Skills Training	Group sessions, attendance, periodic evaluation and communication with assigned DPO, and family nights
Job Readiness & Employee Assistance	Assistance with job preparation and placement monitored by Education & Employment Coordinator
Education Services	Access to educational computer lab, assistance and monitoring by Education & Employment Coordinator
Community Connections	Getting Connected computer application, attendance at Community Connections meetings monitored by case manager & communication with assigned DPO
Restorative Justice Honors Group	Participation and attendance monitored by coordinator & certificate of completion
Reintegration & Aftercare	Aftercare case plan, weekly check-ins, and 1:1 meetings

In March 2020, the Santa Ana and Westminster DRCs closed for in-person services. All check-ins, counseling and treatment sessions were delivered to participants by telephone. The DRCs reopened in phases in June 2020 to slowly reintroduce in-person services while keeping clients and staff safe and healthy.

Phase 1 of reopening began in June 2020. Clients only showed up in person for intake and assessment while all other services were delivered by telephone. Phase 2 started in April 2021 where clients were allowed to meet one-on-one with their case manager in-person. In Phase 3 (beginning May 2021), the DRCs opened group sessions to in-person attendance. These groups were smaller in number to comply with social distancing protocols. As of May 2022, both DRCs were in Phase 4 of reopening. In Phase 4, all breathalyzer/urinalysis services and in-person check-ins resumed. Both sites are now fully open for in-person services but still provide virtual services for selected individuals.

## SHERIFF-CORONER DEPARTMENT

The Orange County Sheriff-Coroner’s Department (OCSD) is a large multi-faceted law enforcement agency comprised of five Command areas including the Custody Operations and Court Services. This Command includes the management of the Orange County jail system that processes over 41,000 bookings in FY 2022-23.

OCSD operates four jail facilities in the County with a total bed capacity of 6,030 beds as follows:

- Intake Release Center (IRC) with a capacity of 849 beds.
- Theo Lacy Facility with a capacity of 3,386 beds.
- Central Men's Jail with a capacity of 1,413 beds.
- Central Women's Jail with a capacity of 382 beds.
- Operations at James A. Musick Facility have been suspended pending construction of the facility.

In 2012, the State, by way of AB 900, created a competitive grant source for expansion and/or construction of new jail facilities. OCSD was awarded a \$100 million grant to fund a 512-bed stand-alone expansion project at the James A. Musick Facility. The project will include site improvements to support the construction of inmate housing and spaces for administration, intake and reception, visitation, kitchen services, medical/dental services, employee locker rooms and break rooms, hardscaping, landscaping, security systems, and utilities. OCSD also received an \$80 million grant via SB 1022 to fund for an additional 384 housing and rehabilitation beds and a warehouse/maintenance building. These two projects are scheduled to reach substantial completion by August 2023; however construction delays might push date to January 2024.

### **County Jail Population**

Approximately 30% of the individuals housed in the County jail facilities are serving out their sentence while 70% are awaiting trial or sanctioned. Of those sentenced, an average of 76% were convicted of a felony and 24% of a misdemeanor crime.

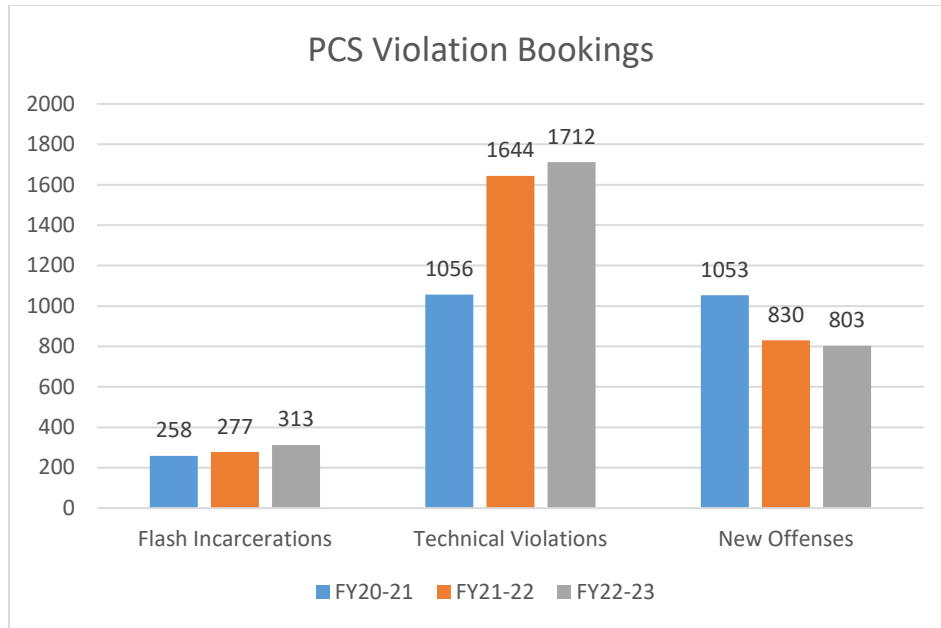
The inmate population in the County's four jails that pertain to the 2011 Public Safety Realignment includes individuals completing their sentence awaiting supervision (local custody/MS) per PC 1170(h), PCS individuals serving less than 180 days, parole violators serving less than 180 days, and individuals sanctioned with a flash incarceration serving 10 days or less.

#### **Local Custody: MS Population**

During FY 2022-23, there were approximately 1,801 MS individuals booked with an average stay of 178 days and an additional 1,100 new commitments sentenced to serve their sentences in the Orange County Jail system. This represents the largest portion of OCSD's realigned population and has remained consistent.

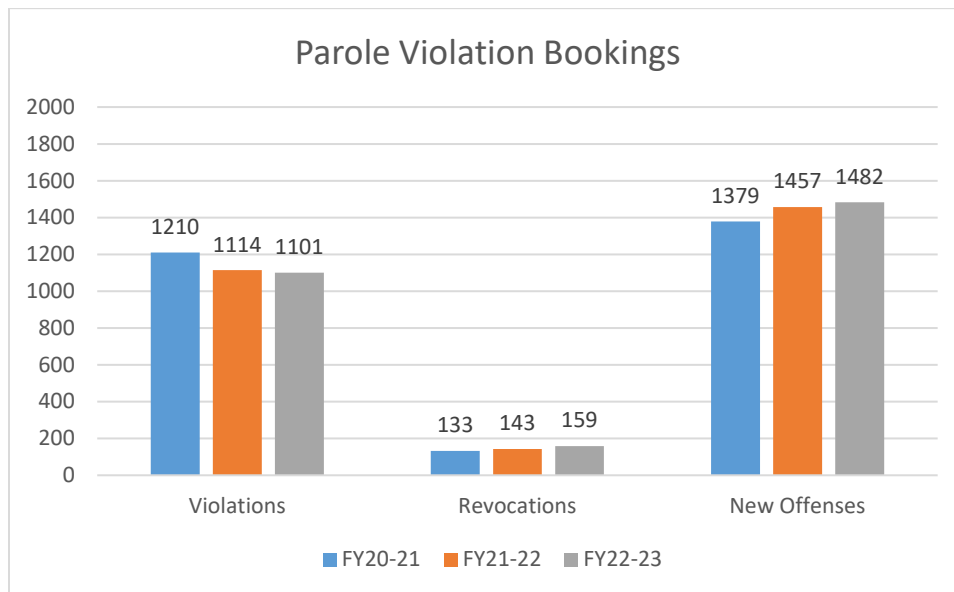
#### **PCS Population**

During the same reporting period, an estimated 2,828 PCS violators were booked with an average length of stay of 59 days, a 3% increase (77 violators) from FY 2021-22. Of this amount, 313 were flash incarcerations, 1,712 were revocations for technical violations, and 803 were revocations for a new charge.



### Parole Violations

There were 2,742 bookings related to parole violations reported in FY 2022-23, a increase of 28 (1%) from prior year. Of this amount, 1,101 were for violations, 159 were for revocations, and another 1,482 were for new offenses.



### In-Custody Programs

## Inmate Classes

OCSD offers a host of classes and programs for inmates taught by Inmate Services staff, other County agencies, community and religious organizations, and educational and vocational partners.

Educational	Vocational	Substance Abuse	Life Skills	Reentry
<ul style="list-style-type: none"> <li>•Academic Skills</li> <li>•Attitudes for Success</li> <li>•GED/HiSet</li> <li>•Money Matters</li> <li>•WIN Tutoring</li> <li>•High School Diploma Program</li> <li>•English as a Second Language</li> </ul>	<ul style="list-style-type: none"> <li>•Introduction to Software Applications</li> <li>•Institutional Food Preparation</li> <li>•Virtual Reality Headset</li> </ul>	<ul style="list-style-type: none"> <li>•AA Study Group</li> <li>•Alcoholics Anonymous Panels</li> <li>•Narcotics Anonymous Panels</li> <li>•Substance Abuse Class</li> </ul>	<ul style="list-style-type: none"> <li>•Anger Management</li> <li>•Back on Track</li> <li>•Bible Study Discipling</li> <li>•Faith Based Parenting</li> <li>•Finding the Way</li> <li>•Healthy Families</li> <li>•Kinship 101</li> <li>•Malachi Men</li> <li>•Personal Empowerment Program</li> <li>•Positive Parenting</li> <li>•Seeking Safety</li> <li>•TUMI</li> <li>•Women of Purpose</li> <li>•Workforce Preparation</li> </ul>	<ul style="list-style-type: none"> <li>•College Counseling</li> <li>•Great Escape</li> <li>•Probation 101</li> <li>•Assessments</li> <li>•Discharge Planning</li> <li>•Mentoring Programs</li> <li>•Medi-Cal Enrollment</li> </ul>

In addition, inmates have access to religious services, counseling, and bible study as well as mentoring for reentry.

Intensive Therapeutic Programming:

### All-In Program

This is an intensive program for 15 selected male or female inmates for an 8-week course that addresses all aspects of the person from parenting and coping skills to workforce preparation. This is a multi-partner collaboration led by OCSD that also includes Probation, the Public Defender's Office, and a community provider.

### Transitional Age Youth (TAY) Program

TAY is an intensive open-ended program where participants meet Monday through Friday, twice a day to engage in groups aimed at increasing social skills, problem-solving skills, and safe and healthy coping skills. The target population for this program is high risk to reoffend inmates who are between the ages of 18-25.

### Housing Unit for Military Veterans HUMV

Open ended cognitive based curriculum designed specifically for veterans housed in the jail. Individual case management, guest speakers and post release services are also key components to this program.

#### Pride Program

Provides in-custody programming toGBTQI+ population including substance abuse classes, group therapy, educational services, discharge planning, linkage to community providers, and other services specific to theGBTQI+ population.

#### Fire Camp Program

OCSD has an established Memorandum of Understanding (MOU) with the California Department of Corrections and Rehabilitation (CDCR) to utilize PC 1170(h) sentenced inmates for state fire crews. Inmates who volunteer for the program undergo extensive training and screening. Successful candidates are subsequently selected to serve their sentence at a designated fire camp and may be considered for hire by the state as employees afterward. OCSD uses this option sparingly, primarily due to cost; however, it continues to be an option.

#### Community Work Program

OCSD has used a combination of methods to manage the increase in the inmate population. One notable change has been the expansion of inmates assigned to the Community Work Program (CWP) to include PC 1170(h) offenders. The CWP is an alternative to incarceration that allows sentenced PC 1170(h) offenders to serve their time by working on municipal work crews often providing janitorial or landscaping services at County buildings and parks. The offender is allowed to live at home but must report to a predetermined worksite location as part of a crew. Every workday completed is considered one day of service towards the offender's sentence. Failure to follow the stringent rules (curfew, avoiding substance abuse, etc.) results in a return to custody where he/she will serve the remainder of his/her sentence.

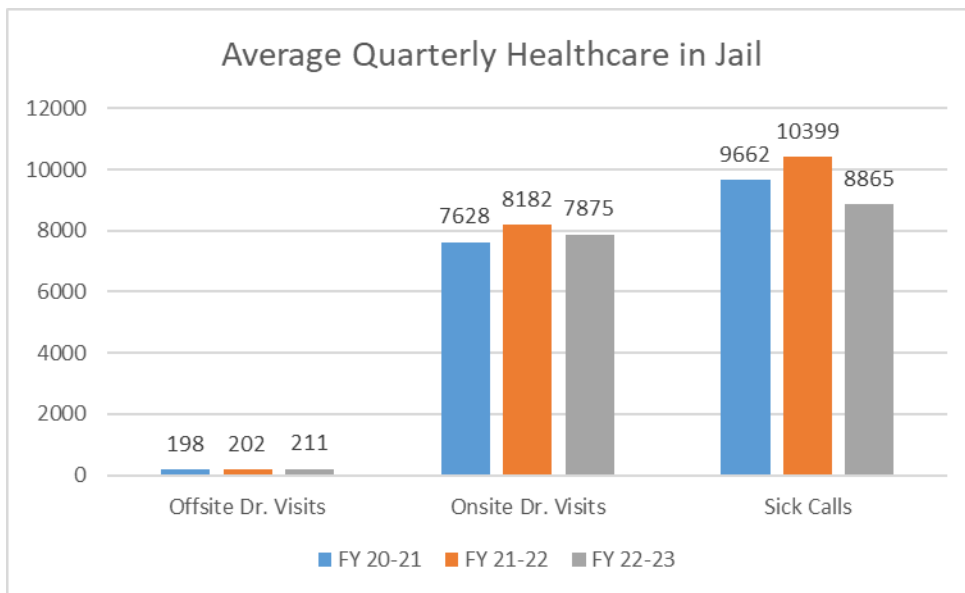
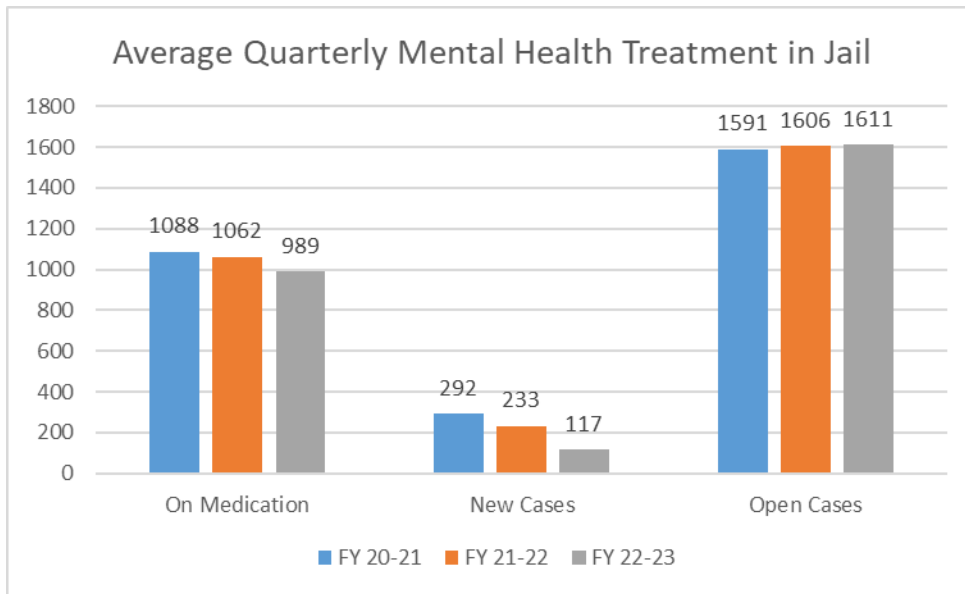
OCSD screens inmates for suitability and has the discretion to add or remove the offender from the program at any time. OCSD has dedicated resources to conduct welfare and compliance checks on PC 1170(h) inmates serving time on the CWP. This includes work site and home inspection checks. Since the inception of Prop 47, the number of eligible offenders has declined dramatically. Nevertheless, the program is still relevant and continues to be a successful population management tool as well as an opportunity for offenders to assimilate into the community while under strict supervision.

## **CORRECTIONAL HEALTH SERVICES**

The Orange County Health Care Agency's (HCA) Correctional Health Services (CHS) Division provides the medical, dental, mental health and substance use treatments to

those individuals incarcerated at a County jail facility. Services are performed at a community standard of care on a 24-hour, 7-days a week basis.

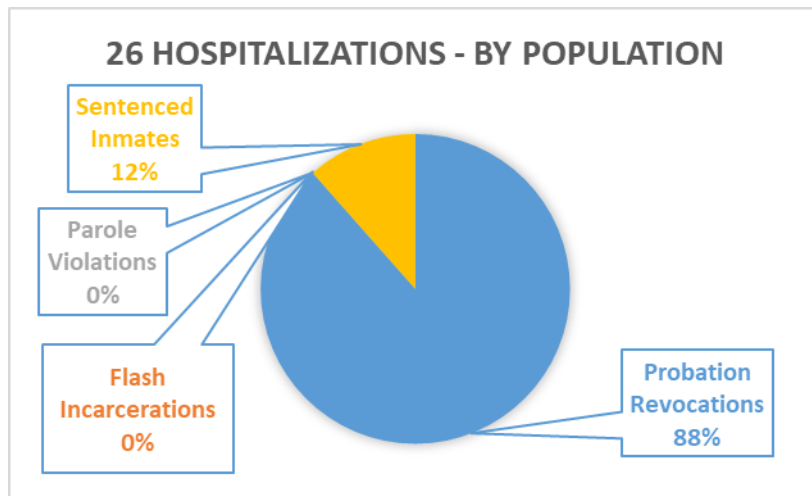
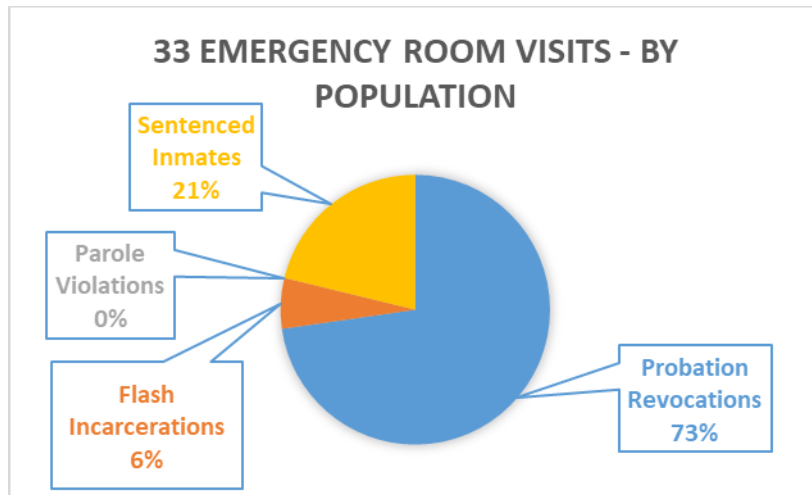
Upon intake into the County jail facility, CHS triages and screens the individuals to determine their medical, mental health, and dental needs and identify subsequent treatment and medication plans. In FY 2022-23, for all in-custody patients there was an average of 1,611 open cases for mental health treatments and an average of 351 new cases added each quarter. In addition, there were approximately 106,379 sick calls, 94,496 doctor visits in-custody, and just under 2,535 offsite doctor visits for the year.

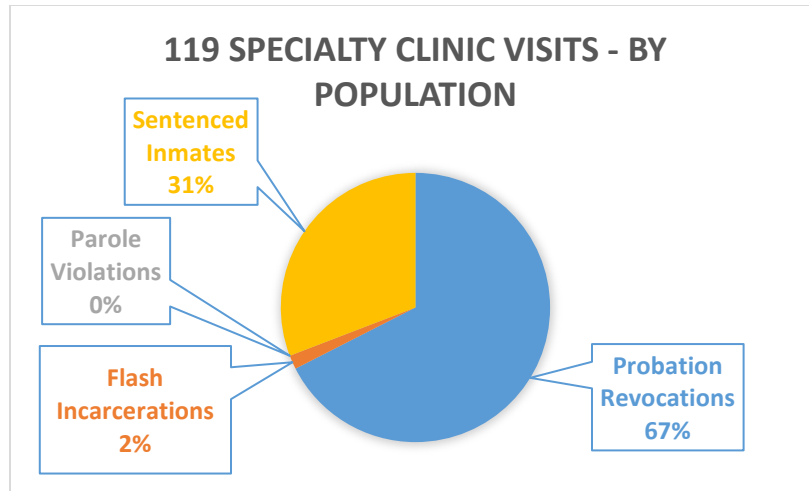




All primary care physician services are provided within the jail; however, when an inmate needs specialty services, they are transported to specialty medical clinics off-site. Currently, there are over 30 specialty clinic services available.

For the population in the County jails per the AB 109 legislation, during the same reporting period, there were 33 emergency room visits, 26 hospitalizations, and 119 visits to specialty clinics, such as for orthopedics, radiology, dialysis, or cardiology.





## ORANGE COUNTY DISTRICT ATTORNEY'S OFFICE

The Orange County District Attorney's (OCDA) Office is the chief prosecutor for the County and has the responsibility to enhance public safety and welfare and create a sense of security in the community through the vigorous enforcement of criminal and civil law. OCDA is responsible for the prosecution of PCS and MS violators as well as parole violators.

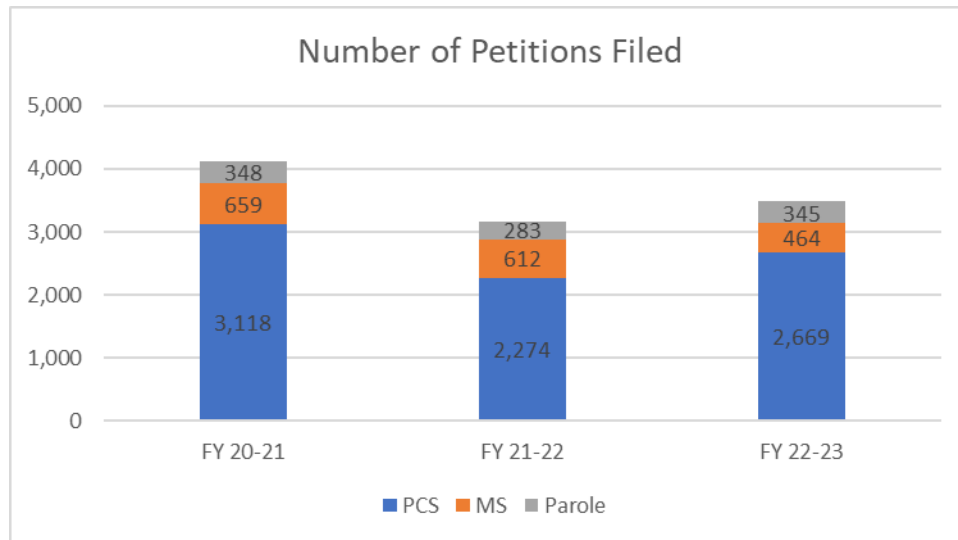
Within the department, there are two dedicated attorney units that review new cases, PCS, MS and Parole violations and make assessments in terms of program eligibility and/or case dispositions. The AB109 court attorneys and the Recidivism Reduction Unit of the OCDA's office are fully engaged in to represent the interests of the public in court. The attorneys are highly trained in working with the AB109 population and understand the needs and challenges presented in these cases. They strive to strike a proper balance between treatment/rehabilitation and accountability in terms of the ultimate disposition in a case. When cases do not resolve with an agreed upon disposition, prosecutors on these teams will participate in live hearings, often presenting witnesses and documentary evidence to prove the new law or other PCS, MS or parole violation. OCDA works with all stakeholders, including Probation, CDCR and local law enforcement entities to ensure that the laws of this state are being enforced, offenders are complying with the terms and conditions of their release and ultimately, that the community is protected. OCDA also works collaboratively with the Orange County Public Defender's Office to ensure that our collaborative courts are successful and those admitted into those programs and supported to the fullest extent.

The OCDA Mental Health and Recidivism Reduction Unit (MH/RRU) is responsible for prosecuting select cases impacted by some of the most pressing issues in society, such as mental illness, homelessness, addiction and trauma stemming from military service. Through its participation in various collaborative or "problem solving" courts, MH/RRU seeks to facilitate an individual's chance for success through coordinated services and

support, all while prioritizing public safety. Participants are served through a collaborative effort between the court, the offices of the District Attorney and Public Defender, Probation, the Health Care Agency and its contracted treatment providers, and Veteran's Affairs. Collaborative Courts are typically 18-month to 2-year programs that involve frequent court appearances, regular drug and alcohol testing, meetings with the support teams and direct access to specialized services. Such services include mental health and psychiatric care, drug and alcohol abuse counseling, family counseling, residential treatment if appropriate, medical care, employment counseling, job skills and training, and assistance with obtaining disability benefits and housing. An individual on a current grant of AB 109 supervision who is charged with a new criminal offense may be considered for a collaborative court for the new violation if appropriate. Collaborative Courts include:

- "Whatever it Takes" Court is for criminal offenders who are high risk for criminal re-offense with higher needs, and are unhoused or at risk for homelessness. Participants have been diagnosed with a chronic or persistent illness and substance use disorder.
- Opportunity Court and Recovery Court are similar in that they are designed for criminal offenders who are medium to high risk for re-offense, and who typically have housing. Participants have been diagnosed with a chronic or persistent illness. They may also have co-occurring substance abuse issues.
- Assisted Intervention Court is a program for criminal offenders who suffer from a chronic or persistent mental health disorder but who are at lower risk for criminal re-offense. The program was created to meet the mental health needs of individuals who, without intervention, traditionally would remain in custody for weeks or months without receiving any treatment.
- Drug Court provides an alternative to traditional criminal justice prosecution for drug-related offenses. Participants include severely addicted offenders who are at high risk for re-offending and most in need of intensive treatment and supportive services.
- Modeled after Drug Court, DUI Court seeks to address crimes where addiction is at the foundation. DUI Court admits repeat DUI offenders who are ready for change with the goal of helping them achieve sobriety while simultaneously reducing the risk of danger to the public.
- Veterans Treatment Court provides support services and therapeutic alternatives to jail or prison for military veterans convicted of a criminal offense who can show that they are struggling with addiction, sexual trauma, Post Traumatic Stress Disorder ("PTSD") or other serious mental illness or psychological problem.

In FY 2022-23, OCDA prosecuted over 2,669 petitions for PCS population, 464 for MS population and another 345 for parole violations.



The 3,478 petitions filed in FY 2022-23 pertained to a total of 1,408 different defendants. Of the 1,408 defendants, 1,159 (82%) were repeat offenders, having received at least one prior petition: 600 defendants (42%) had at least five prior petitions and 279 (20%) had 10 or more prior petition.

# of Prior Petitions	0	1	2	3	4	5	6-10	11-15	15+
# Defendants the Year	249	155	130	109	94	71	321	143	136

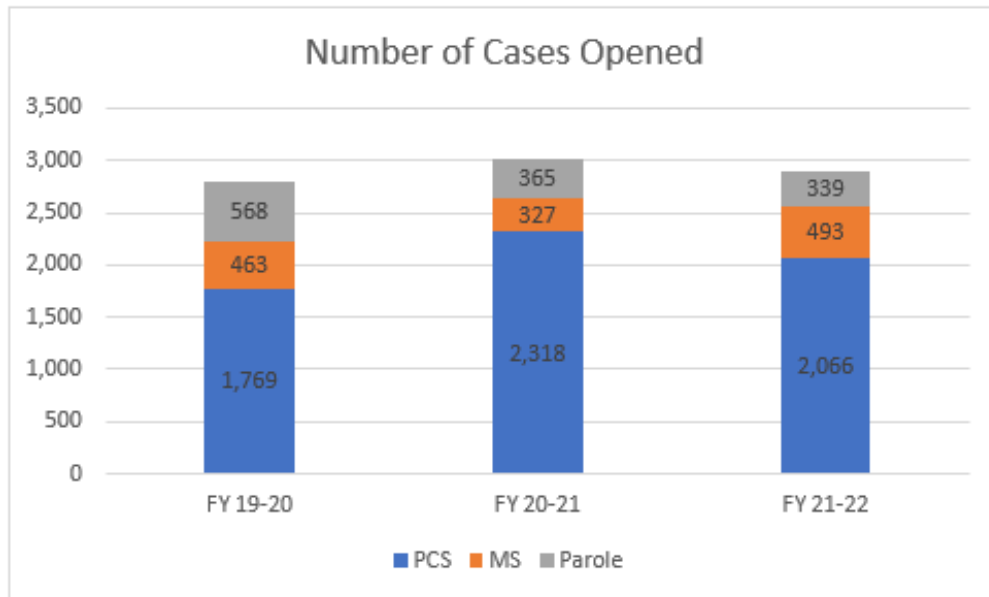
Additionally, in FY 2022-23, OCDA filed 6,288 new criminal cases against a total of 3,050 different defendants who are currently or previously on AB 109 supervision. Narcotic sales, auto theft, and weapon charges remain the most common felony charges by an AB 109 defendant.

## ORANGE COUNTY PUBLIC DEFENDER'S OFFICE

The Orange County Public Defender's (OCPD) Office provides high-quality representation to individuals who are unable to afford a private attorney and who are in need of legal representation in criminal or mental health cases. OCPD provides legal services to indigent adults accused of felony or misdemeanor criminal violations. These legal services include keeping clients informed of the status of their cases, providing legal representation at contested and non-contested hearings, and providing reentry services to incarcerated and recently released clients to assist them in their successful completion of probation and reintegration back into the community.

The 2011 Public Safety Realignment has steadily increased OCPD's workload. While the pandemic did cause a slight decrease in the number of cases filed in previous years, in FY 2022-2023, the number of cases has remained steady. OCPD had nearly 2,700 cases

opened between the MS, PCS, and parole populations and made over 5,000 court appearances.



In response to the increased workload presented by the 2011 Realignment legislation, OCPD has expanded and diversified the types of services provided to clients. OCPD continues to emphasize the development and presentation of individualized, alternative sentencing plans to the court as potential options to incarceration. For incarcerated clients OCPD is actively involved in ensuring the client's successful reintegration back into the community and collaborates with other County partners on a weekly basis at Probation's Day Reporting Centers. OCPD assists in the coordination of services with the Probation Department, Health Care Agency, California's Employment Development Department, and other community-based partners on behalf of the clients.

In addition, OCPD also continues to maximize relief for clients by making the most of the September 2017 Legislation, AB 1115, which expanded expungement relief for OCPD's clients. The statute permits clients previously sentenced to state prison to receive an expungement if their felony would have qualified for sentencing to county jail pursuant to subdivision (h) of Penal Code Section 1170 under the 2011 Realignment Legislation. The expungement process permits these individuals to have their guilty convictions withdrawn and dismissed, which releases them from penalties and disabilities that would otherwise prevent them from acquiring employment.

OCPD attorneys and paralegals collaborate with community organizations and community supervision to provide on-site legal advice on how to take advantage of motions and petitions offered within our New Leaf Program. These petitions include: Penal Code 1203.4 motions requesting felony and misdemeanor convictions be set aside and dismissed from the client's record; petitions for Certification of Rehabilitation requesting a full pardon from the Governor; petitions to dismiss and seal convictions related to

loitering with the intent to commit prostitution, pursuant to Senate Bill 357; and petitions to terminate sex offender registration, pursuant to Senate Bill 384.

OCPD attorneys and paralegals provide weekly on-site assistance at Project Kinship, and paralegals provide assistance three times a month at different parole and probation day reporting centers within the county. OCPD expects the number of expungement petitions filed to continue to increase while also continuing efforts to obtain post-conviction relief for clients. OCPD has filed thousands of petitions for resentencing or applications for reclassification, allowing low-level, non-violent offenders to get a second chance, and saving taxpayers millions of dollars.

### **Reentry Services for Clients**

OCPD collaborates with the County's public protection partners, Probation Department, Sheriff-Coroner's Department, the California Department of Corrections and Rehabilitation, Health Care Agency, and the District Attorney's Office, to provide coordinated reentry services for OCPD's clients.

OCPD employs in-house Recidivism Reduction Advisors (RRA) trained in social work to support clients. RRAs work with clients who may need more intensive case management in order to successfully navigate reentry services. Since the commencement of the pandemic, the need for more intensive case management has increased. In response, RRAs have increased services to meet the needs of clients. RRAs collaborate with other county partners to meet the specific needs of individual clients increasing their opportunity for success.

OCPD has staff dedicated to assist client reentry into the community by assisting with the following:

- Completing a comprehensive interview to obtain a life history and ensuring client's needs are accurately assessed.
- Helping obtain government documents, including birth certificates, driver's licenses, consular documents for immigration purposes, reduced-fee identity cards, passports, social security cards, and more.
- Conducting daily visits to the jail, helping in-custody client's transition into the community by discussing housing needs, employment opportunities, as well as substance abuse and mental health needs. Staff also visit drug treatment programs to provide monthly on-site services.
- Ensuring clients have proper medical care via SSI/SSDI applications.
- Working with "Project Kinship," a non-profit organization helping to ensure Medi-Cal, General Relief, and food stamp benefits for in-custody clients. Project Kinship representatives accompany staff on client visits and provide guidance in submitting Medi-Cal applications and other forms of assistance to clients prior to their release from custody.

- Obtaining food stamps, Cash Aid, Cal-Works, Medi-Cal, and bus passes for clients.
- Coordinating drug treatment and rehabilitation programs, mental health resources, and dental and vision benefits.
- Referring clients to specialized services such as Legal Aid, Child Support, and Family Law.
- Helping clients enroll in programs for family reunification services.
- Collaborating with the Division of Adult Parole Operations of the California Department of Corrections and Rehabilitation. Dedicated staff also attend monthly meetings held by Parole for recently released parolees.
- Locating and assisting OCPD's clients with housing.
- Helping clients locate educational opportunities, professional licensing or vocational schools.
- Locating transitional housing, treatment, and military records for veteran clients.
- Providing clothing and hygiene kits.
- Attending resource fairs and networking with other providers to ensure that clients have the most current, up-to-date program and resource access.

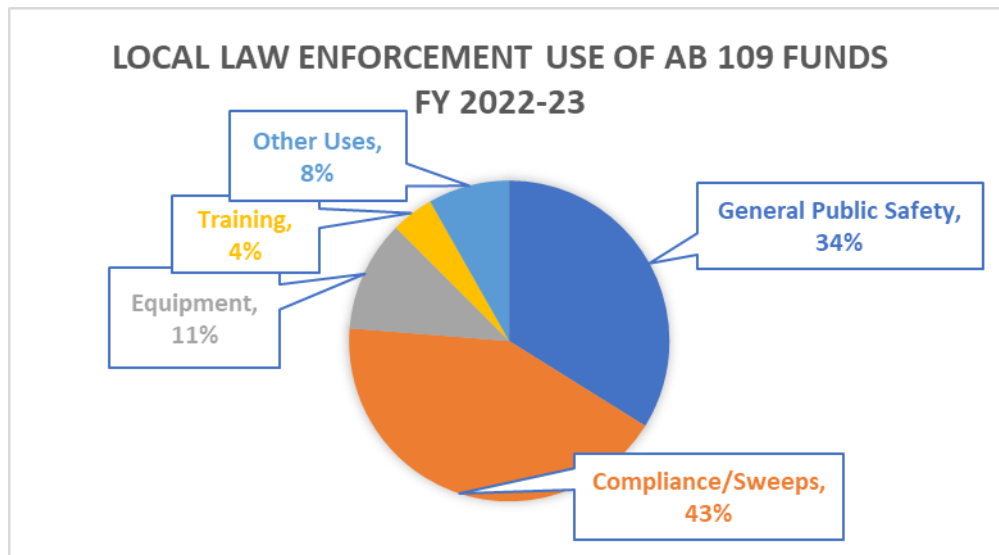
OCPD provides referrals to various resources that enable clients to obtain assistance for their basic needs including food, clothing, and shelter. Housing, particularly transitional housing, and employment, continue to be the biggest obstacles for client success on supervision.

## **LOCAL LAW ENFORCEMENT AGENCIES**

Local Law Enforcement (LLE) agencies continue to progress to meet the public safety needs of the community. As each city's needs vary, the funding for the LLE's is allocated per direction of the OCCCP and used to maintain public safety. The following highlights the investments made in the local communities:

- Staffing costs for PCS-related operations, such as compliance checks, sweeps, warrant services, and surveillance operations. (42%)
- Front line law enforcement costs, including staffing, operational costs, and general overtime expenses involved with public safety enforcement and investigations. (34%)
- Purchases of equipment to enhance or maintain public safety, such as an armored rescue vehicle, surveillance equipment, or protective gear and entry tools. (11%)
- Training for peace officers on advanced criminal activities, such as gang activity, and for public safety officials, including law enforcement personnel, specific for the Homeless Liaison Officer program. (4%)
- Costs associated with specialized programs such as: (8%)

- Mapping/crime analysis software to systematically monitor activities of potential offenders and dangers or hazards posed by AB 109 early-released individuals.
- Automated License Plate Reader (ALPR) program.
- Dedicated staff for crime analysis or monitoring AB 109 offenders.
- Services to prevent harm to self or others, homelessness, and preventable incarceration or institutionalization.



## MENTAL HEALTH AND RECOVERY SERVICES

The Orange County Health Care Agency (HCA) Mental Health and Recovery Services (MHRS) division provides mental health (MH) and substance use disorder (SUD) services for the County and strives to provide the right type of treatment, at the right place, by the right person(s)/program(s), to help individuals achieve and maintain the highest quality of health and wellness.

As such, MHRS developed a continuum of treatment services comprised of many programs, both County-operated and contracted. These programs are available to residents in Orange County, including AB 109 individuals identified with untreated MH and/or SUD. Access to services is facilitated by the use of AB 109 Screeners located in Anaheim, Santa Ana, Laguna Hills, and Westminster Probation offices.

Upon release, individuals meeting criteria for AB 109 meet with a DPO. Individuals with behavioral health issues are referred to a BHS AB 109 Screener who assesses and identifies the most appropriate level of care required and facilitates linkage. Behavioral health programs are voluntary and designed to provide community services and support to address behavioral health issues and reduce recidivism. AB 109 clients have a wide variety of services available to them, based on their individual needs. Services include behavioral health assessments, outpatient treatment (e.g., medications, individual/group



therapy), case management, crisis intervention, clinically managed withdrawal management, narcotic replacement therapy, residential treatment, recovery residences, medication assisted treatment, referral, and linkage to community resources and Full-Service Partnership (FSP). AB 109 clients with serious mental illness are primarily treated at the AB 109 Adult and Older Adult Mental Health Santa Ana Clinic but can be seen at other mental health clinic locations. AB 109 clients with mild/moderate mental health issues needing bridge psychiatric services are referred to a psychiatrist at the AB 109 Santa Ana Clinic for medication evaluation and treatment.

**Current Services Provided**

During FY 2022-23, there were 1,048 referrals received from the Probation Department. Of this total, HCA AB 109 Screeners were able to complete 541 assessments. The table below summarizes the number of behavioral health referrals that AB 109 Screeners made and the number of admissions during same reporting period.

<b>Behavioral Health Referral and Admission FY 2022-23</b>			
<b>Services</b>	<b>Referral</b>	<b>Admission</b>	<b>Percentage Admitted<sup>4</sup></b>
Outpatient SUD Treatment	271	187	69%
Residential SUD Treatment	107	39	36%
Outpatient Mental Health	11	0	11%
Recovery Residences	43	28	65%
Clinically Managed Withdrawal Management	38	27	71%
Full-Service Partnership	31	20	65%
Narcotic Treatment Program/ Medication-Assisted Treatment	67	24	36%
Bridge Psychiatric Services	0	0	0%

During FY 2022-23, AB 109 Screeners remained available onsite at Probation offices to follow up with referrals and coordinate services. Outreach and screening services were provided both telephonically and in person as needed. Staffing remained a challenge during this fiscal year due to a number of AB 109 Screener vacancies. MHRS actively worked to fill the positions as quickly as possible. To date, all four AB 109 Screener positions have been filled.

---

<sup>4</sup> Percentages admitted are based on number of referrals made and admissions during the specified timeframe.

## **SUD Program: Updates and Outcomes**

During FY 2022-23, HCA continued to utilize Drug Medi-Cal Organized Delivery System (DMC-ODS) to provide a continuum of care approach for clients needing SUD treatment services. This approach allows clients with Medi-Cal to access services within the plan in various levels of care as determined in their current assessment based on the American Society of Addition Medicine (ASAM). This includes SUD residential, withdrawal management and outpatient treatment services. With DMC-ODS, clients are able to move through the system of care with coordination to achieve sustainable recovery.

Under DMC-ODS, clients with insurance or ability to pay are referred to programs that accept those types of payments. All clients with Medi-Cal are referred to Medi-Cal approved providers. HCA recognizes that there are AB 109 clients who do not qualify for Medi-Cal. Those individuals are referred to one of the three County-operated SUD outpatient clinics.

During FY 2022-23, HCA contracted with several new contract providers, expanding to a total of six SUD outpatient contracted providers, with a total of 10 locations within Orange County. These providers were Genesis New Beginning, Phoenix House, Pacific Educational Services (PES), The Teen Project, Twin Town (three locations), and Wel-Mor Psychology Group (three locations), providing outpatient treatment and recovery services to AB 109 clients with Medi-Cal. In combination with their current outpatient services, PES also began providing Medication-Assisted Treatment (MAT) services in 2021. Additionally, there were Narcotic Treatment Programs (NTPs) that provided MAT services for clients with an opioid disorder. The two NTP providers were Western Pacific with locations in Costa Mesa, Mission Viejo, Stanton and Fullerton, and Recovery Solutions with one location in Santa Ana.

Since DMC-ODS implementation, HCA has been able to identify gaps in SUD services. These gaps have been addressed by developing new programs to ensure clients are linked to services without interruptions and ensuring that providers are co-occurring capable. The SUD Peer Mentoring Program continued to be available and accessible to adult and adolescent clients receiving SUD services from SUD County Clinics or SUD Contract Providers. Since implementation, peers have provided additional support to clients with system navigation (e.g., moving through levels of care), referral and linkage to supportive services, and community reintegration. The In-Custody SUD Treatment program, implemented in July 2020, provides SUD services to eligible clients while incarcerated. Clients referred to this program are provided with in-custody SUD treatment (i.e., assessment, individual and group counseling, treatment planning, etc.), a post-release continuing care component and case management services. This program assists in getting clients linked to appropriate treatment (i.e., SUD outpatient and residential services and/or mental health services) upon discharge from jail in hopes to increase overall linkage and improve continuity of care. During FY2022-23, these services were

expanded to serve women who are incarcerated, in addition to the men already receiving services.

HCA continued to collaborate with Hazelden Betty Ford Foundation this fiscal year for Project Vista, which is a SUD Training Curriculum offered to both SUD County and Contract Providers. The training curriculum will provide federally recognized, evidence-based best practice trainings and "Train-the-Trainer" curriculum and resources. The contract will provide a series of trainings, consultations, workforce development, community engagement and activation events designed to prepare the workforce for actively engaging in and supporting opioid interventions and prevention. This contract also has an overall goal in the development, planning and preparation for community education, outreach, and distribution of Naloxone.

HCA continued to maintain a centralized process for assessment and authorization of residential treatment through the Authorization for Residential Treatment (ART) Team. This team is responsible for providing assessment, authorization, and referral to residential treatment. The team works in collaboration with SUD outpatient and residential providers to ensure that clients are placed in a timely manner when residential beds are available and placed on a placement list when there are no beds available. This team is able to provide services and place clients in residential treatment for Medi-Cal and uninsured clients. Clients requesting outpatient SUD services, such as Intensive Outpatient (IOT), Outpatient Drug Free (ODF), Recovery Services (RS), etc., can be directed to contact OC Links, Beneficiary Access Line (BAL) or walk into any of the County SUD and MH Clinics for an appointment for assessment. This process allows the County to be able to manage the residential placement list, when applicable, and refer clients to the first available residential provider timely.

During FY 2022-23, HCA has continued to solicit providers to provide withdrawal management and residential treatment. There are currently 7 providers that provide residential treatment to adults. There are 3 providers that provide clinically managed withdrawal management services. An occupancy of up to 182 residential treatment beds were available. For withdrawal management, up to 38 beds were available.

During FY 2022-23, HCA contracted with six providers to provide recovery residence services, including Clean Path Recovery, Roque Center, Step House Recovery, The Villa, and Grandma's House of Hope. The Teen Project has become the newest recovery residence provider to offer housing to women and women with children. HCA now has two providers, Teen Project and Clean Path, that offer perinatal recovery residence housing. Recovery residences provide excellent opportunities for clients to continue their recovery through outpatient services, develop healthy socialization, secure employment, and save money to move out.

The table below shows the treatment completion rates for SUD residential treatment, detox/withdrawal management and outpatient (County and contracted) treatment during FY 2022-23.

<b>SUD Treatment Completion Rates<sup>5</sup></b>			
<b>FY 2022-23</b>			
	<b>Discharges</b>	<b>Completed Treatment Goals</b>	<b>Completion Rate</b>
Residential Treatment	23	15	65%
Withdrawal Management	26	3	12%
Outpatient Treatment	112	10	9%

### **Life Functioning Improvements**

The table below summarizes the responses received from AB 109 clients (n=178) when asked about their engagement in several life functioning outcomes during FY 2022-23. Overall, AB 109 SUD showed a 55% reduction in number of client arrests, 57% reduction in number of days incarcerated, and 52% reduction in serious family conflict. There was an overall increase of 87% in the use of recovery networks.

<b>Life Functioning Outcomes of AB 109 SUD Clients<sup>6</sup></b>				
<b>FY 2022-23</b>				
		<b>Outpatient Treatment % Change</b>	<b>Residential Treatment % Change</b>	<b>Overall % Change</b>
Arrested (Once or More)	# Clients	-72%	-38%	-55%
	Average # arrests	-12%	-31%	-24%
Incarcerated	# Clients	-73%	-48%	-57%
	Average # days	-27%	-13%	-13%
Employed (Full or Part Time)	# Clients	-67%	-1%	-58%
Alcohol Abstinent	# Clients	-57%	13%	-30%
Drug Use Abstinent	# Clients	-57%	-11%	-38%
Serious Family Conflict	# Clients	-68%	-29%	-52%
Participated in Recovery Network	# Clients	-70%	131%	87%

<sup>5</sup> Source: CalOMS and the HCA IRIS for AB 109 Special Cohort FY 2021-22.

<sup>6</sup> Source: CalOMS database from the HCA.

During FY 2022-23, 48% of clients who were homeless at intake gained independent or dependent living upon discharge from treatment.



**50** people were homeless at intake

Of those, at discharge...  
**18.0%** independent living  
**30.0%** dependent living  
**42.0%** homeless  
**10.0%** unable to locate



**26** people were in dependent living at intake

Of those, at discharge...  
**15.4%** independent living  
**46.2%** dependent living  
**0.0%** homeless  
**38.5%** unable to locate



**102** people were in independent living at intake

Of those, at discharge...  
**41.2%** independent living  
**9.8%** dependent living  
**2.0%** homeless  
**47.1%** unable to locate

## **Mental Health Program: Updates and Outcomes**

### County-Operated Adult and Older Adult Clinic

AB 109 clients with serious mental illness who need outpatient services are linked to the County-operated AB 109 outpatient clinic in Santa Ana for mental health services, including assessment, case management, crisis services, counseling and therapy, and medication support. The AB 109 Santa Ana treatment team continued to explore and implement different clinical tools to improve engagement and client care. Treatment team meetings have continued to ensure consistent communication and care coordination for AB 109 clients.

The data listed below are life functioning outcomes for 20 AB 109 clients who received mental health services at the AB 109 Santa Ana clinic during FY 2022-23. There were significant reductions in incarceration days (98% decrease) and psychiatric hospitalization days (100% decrease). Fewer AB 109 MH clients experienced homelessness while enrolled in the program with fewer number of days spent in homelessness (87% decrease). Engagement in a structured role improved with treatment, with a 166% increase in days spent in a vocational or educational activity.

Life Functioning Outcomes of MH Clients – AB 109 Santa Ana Clinic <sup>7</sup>				
Outcomes		12 Months Prior to Enrollment	FY 2022-23	% Change
<b>Psychiatric Hospitalizations</b>	# Clients	1	0	-100%
	# Days	1	0	-100%
<b>Incarcerations</b>	# Clients	13	1	-92%

<sup>7</sup> Source: HCA IRIS.

	# Days	2,288	52	-98%
<b>Homelessness</b>	# Clients	5	2	-60%
	# Days	894	115	-87%
<b>Structured Role (Vocational or Educational)</b>	# Clients	3	6	100%
	# Days	418	1,113	166%

County-Contracted Full Service Partnership Program: Opportunity Knocks

Opportunity Knocks is a Full-Service Partnership (FSP) program that services AB 109 clients who need intensive services by working with the Orange County jails, community outreach team and Probation to provide a wide range of recovery and rehabilitation-focused services to adults who have a serious mental illness and are homeless or at risk of homelessness, and who are involved in the criminal justice system. The program provides intensive outpatient services including assessments; rehabilitation services; case management; counseling and therapy; substance use counseling and groups; 24/7 on-call response; medication support; medication education groups; skill-developing groups; educational and vocational support; housing support; benefits acquisition; linkage and support to meet with primary care providers, dentists and medical specialists as needed; and linkage to other community-based resources as necessary. These services are provided in an effort to help reduce the severity of their mental illness, increase management of their symptoms, and work towards recovery and successful reintegration into society.

The program has a multi-disciplinary team which includes a psychiatrist, a psychiatric nurse practitioner, licensed psychiatric technician/licensed vocational nurse, therapists, substance use counselor, personal service coordinators, outreach & engagement specialists, education & employment specialist, benefits specialist, housing specialist, and peer support staff. Opportunity Knocks FSP follows the Assertive Community Treatment (ACT) model of providing comprehensive, community-based interventions and linguistically and culturally competent services that promote well-being and resilience in those living with serious mental illness.

This fiscal year, in addition to continuing to coordinate with HCA AB 109 screeners, probation officers, and jail and case managers to increase enrollment in the program, Opportunity Knocks focused on supporting members in completing AB 109 probation and sustaining the progress that they have made while enrolled in AB 109. The program coordinated with and worked conjointly with residential treatment services, outpatient substance use disorder treatment programs, and other service providers (e.g., sober living facilities, 12-step programs, detox centers) in order to address additional co-occurring needs of our AB 109 clients.

The data listed below are life functioning outcomes for 26 AB 109 clients who participated in the Opportunity Knocks FSP program during FY 2021-22. Over the course of treatment, there were significant reductions in psychiatric hospitalization days (78% decrease).

Incarceration days decreased by 21%. Fewer AB 109 FSP clients experienced homelessness while enrolled in the program with significantly less days spent in homelessness (96% decrease). While the number of clients in a structured role decreased, the number of days that clients engaged in a structured role remained similar to the twelve months prior to enrollment. The decrease in clients participating in a structured role is a result of the focus the clients had on their mental health, housing, and reduced recidivism. While most clients were not engaged in a structured role during this FY, they are working to strengthen their mental health recovery and will be utilizing those positive successes and new skills to move into structured roles in the future.

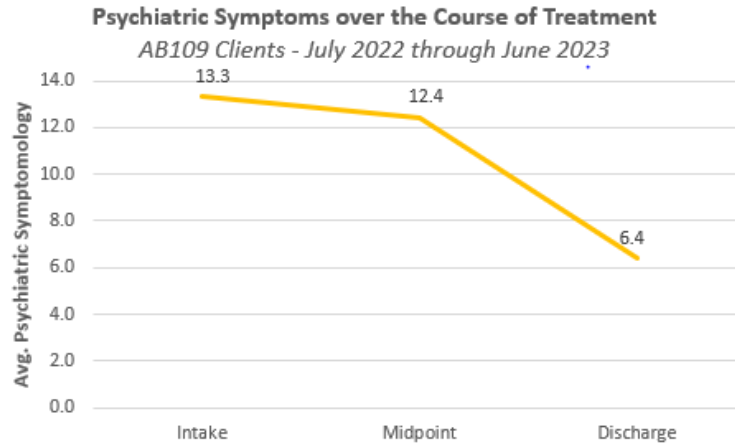
Life Functioning Outcomes of MH Clients – AB 109 Opportunity Knocks FSP <sup>8</sup>				
Outcomes		12 Months Prior to Enrollment	FY 2022-23	% Change
Psychiatric Hospitalizations	# Clients	6	1	-83%
	# Days	121	54	-55%
Incarcerations	# Clients	21	7	-67%
	# Days	3,313	907	-73%
Homelessness	# Clients	14	8	-43%
	# Days	2,269	584	-74%
Structured Role (Vocational or Educational)	# Clients	3	0	-100%
	# Days	721	0	-100%

### **Additional Outcomes: Both SUD and MH Clients**

AB 109 clients admitted to residential treatment, outpatient SUD and mental health services were also asked a series of questions regarding their psychiatric symptomology (i.e., how often they experienced certain psychological or emotional difficulties) at intake and during treatment.<sup>9</sup> Overall, AB 109 clients experienced less psychiatric symptoms at discharge compared to intake (see graph below).

<sup>8</sup> Source: Opportunity Knocks FSP Avatar

<sup>9</sup> Source: Modified Colorado Symptom Inventory (Conrad, J.J., et al, 2001).



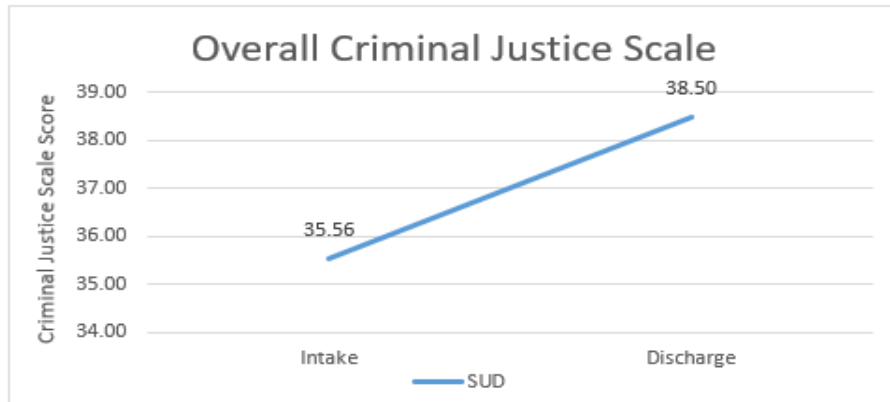
During FY 2022-23, AB 109 SUD clients (n=77) also completed the Self-Harm Inventory (SHI) at intake and during treatment. The SHI examines how frequently clients participate in self-harming behaviors. Overall, there was an 84% reduction in self-harm behaviors for AB 109 SUD clients at discharge.

<b>Self-Harm Inventory</b> July 2022 – June 2023		
		<b>SUD % Change</b>
Overdosed	# Clients	-85%
	# Overdosed	-60%
Caused physical harm to self	# Clients	-83%
	# Harm	-100%
Misused alcohol	# Clients	-87%
	# Alcohol	-67%
Misused prescription drugs	# Clients	-85%
	# Misused Prescription	-75%
Misused illicit drugs	# Clients	-85%
	# Illicit Drugs	-93%
Engaged in emotionally, physically, or sexually abusive relationships	# Clients	-85%
	# Abusive Relationships	-100%
Overall Self-Harm Behavior		-84%

Additionally, AB 109 clients also completed the Criminal Justice Scale (CJS), which examines hostility and risk-taking behaviors. During FY 2022-23, AB 109 SUD clients



(n=77) completed the CJS at intake and during treatment. AB 109 Mental Health clients showed a reduction in hostility and risk-taking behaviors at discharge compared to intake (see graph below). While SUD AB 109 clients showed a slight increase in hostility and risk-taking behaviors at discharge compared to intake, the averages were not statistically significant.



## ORANGE COUNTY COURTS

The Court has responsibility for PCS, MS, and Parole Revocation Hearings. Pursuant to California Rules of Court 4.541 and upon receipt of a petition for revocation of supervision from the supervising agency or a request for warrant, the Court accepts and files the matter for action. The Court prescribes the hearing dates and times within the required period, unless time is waived, or the Court finds good cause to continue the matter. The Court provides a hearing officer, courtroom facility, interpreter services and the means to produce a record and complies with reporting requirements to local and state agencies as defined.

## COUNTY & COMMUNITY PARTNER ORGANIZATIONS

In addition to the programs and services described, other County and community partners provide supportive services that include housing assistance, workforce preparation, and basic needs and support services.

### Orange County Community Resources Department

Within the Orange County Community Resources (OCCR) Department, the OC Community Services and the OC Housing & Homeless Services Divisions focus on linking eligible individuals to safe, affordable housing and shelters and provides comprehensive

employment assistance and development services with the goal to help them achieve self-sufficiency.

### **Social Services Agency**

A significant responsibility of the Social Services Agency (SSA) is to determine the eligibility of individuals for Public Assistance Programs, such as CalFresh and Medi-Cal, to facilitate stability and self-sufficiency. In addition, SSA processes all reinstatements of benefits and continues to foster collaborations between programs and outreach efforts.

## FY 2023-24 Community Corrections Partnership Survey PART A – TEMPLATE ONLY

Part A of the Fiscal Year (FY) 2023-24 Community Corrections Partnership (CCP) Survey collects information about CCP Membership and implementation of the county’s CCP plan. For detailed guidance on how to complete Part A of the CCP Survey, please refer to the [CCP Survey Data Reporting Guide](#).

Part A is divided into five (5) sections:

- Section 1: Respondent Information
- Section 2: CCP Membership
- Section 3: Goals, Objectives, and Outcome Measures
- Section 4: Types of Programming and Services
- Section 5: Optional Questions

When applicable, use **person-first language** and terminology that eliminates potential generalizations, assumptions, and stereotypes.

Responses to the CCP Survey shall represent the collective views of the CCP and not a single agency or individual.

### SECTION 1: RESPONDENT INFORMATION

Section 1 asks questions related to the county for which survey responses are provided, the individual who is completing the survey, and who BSCC may contact for follow-up questions. There are three (3) questions in this section.

1. Please identify the county name for which this survey is being submitted: Orange County
2. Provide the contact information for the individual completing this survey in the spaces provided to the right of the list.

Survey Respondent Contact Information	
Name:	Jamie Tran
Organization:	County of Orange / Couty Executive Office / Budget
Email Address:	Jamie.tran@ocgov.com
Phone Number:	714-834-2320

3. Identify the individual who may be contacted for follow up questions. Check the appropriate box to the left of the list.

- Same as above
- Other (If "Other" is selected, provide contact information below)

Survey Follow-up Contact Information	
Name:	
Organization:	
Email Address:	
Phone Number:	

## SECTION 2: CCP MEMBERSHIP

Section 2 asks questions related to the CCP composition and meeting frequency. There are four (4) questions in this section.

4. CCP membership roles: Provide the name and organization of each individual fulfilling a membership role as of October 1, 2023 in the spaces to the right of each membership role.
- If a public membership role does not exist in the county, respond by indicating “not applicable.” This should only be used if the county does not have the specific position listed.
  - If a position exists in the county but the membership role is not filled in the CCP, respond by indicating “vacant.”
  - For county positions, one person may fill multiple roles.

Role	Name	Organization
Chief Probation Officer	Daniel Hernandez	County Probation Dept.
Presiding Judge of the Superior Court or designee	Maria Hernandez	Superior Court of California
County Supervisor or Chief Administrative Officer or a designee of the Board of Supervisors	Donald Wagner	Board of Supervisors, 4 <sup>th</sup> District
District Attorney	Todd Spitzer	County District Attorney Office
Public Defender	Martin Schwarz	County Public Defender Office
Sheriff	Don Barnes	County Sheriff’s Dept.
Chief of Police	Amir El-Farra	Garden Grove Police Department
Head of the County Department of Social Services	An Tran	Social Services Agency
Head of the County Department of Mental Health	Veronica Kelley	Health Care Agency
Head of the County Department of Employment	Carma Lacy	Orange County Community Resources
Head of the County Alcohol and Substance Abuse Programs	Veronica Kelley	Health Care Agency
Head of the County Office of Education	Vacant	County Office of Education

A representative from a community-based organization with experience in successfully providing rehabilitative services to persons who have been convicted of a criminal offense	Meghan Medlin	Medlin Workforce & Reentry Solutions, LLC
An individual who represents the interests of victims	Ronnetta Johnson	Waymakers

5. How often does the CCP meet? Check the appropriate box to the left of the list. Select the **one/single** option that best describes the CCP's **regular** meeting schedule.

- Bi-weekly (every other week)
- Monthly
- Bi-monthly (every other month)
- Quarterly
- Semi-annually
- Annually
- Other (please specify below)

6. How often does the Executive Committee of the CCP meet? Check the appropriate box to the left of the list. Select the **one/single** option that best describes the Executive Committee's **regular** meeting schedule.

- Bi-weekly (every other week)
- Monthly
- Bi-monthly (every other month)
- Quarterly
- Semi-annually
- Annually
- Other (please specify below)

7. Does the CCP have subcommittees or working groups? Check the appropriate box to the left of the list.

- Yes
- No

If "Yes," list the subcommittees and/or working groups and their purpose.

	Subcommittee/Working Group	Purpose:
1.	AB 109 Working Group	The working group meets on a quarterly basis to discuss issues related to the needs of the AB 109 population. The working group's purpose is to facilitate goal development and measure

		accomplishments, create subgroups when appropriate, identify and troubleshoot areas of challenge, and share best practices.
2.	AB 109 Subgroup	A subgroup of the AB 109 Working Group developed to review and recommend AB 109 projects for the CCP consideration.
3.		
4.		
5.		

### SECTION 3: GOALS, OBJECTIVES, AND OUTCOME MEASURES

Section 3 asks questions related to the CCP’s goals, objectives, and outcome measures. Please refer to the [CCP Survey Data Reporting Guide](#) for detailed information about goal and objective statements, and outcome measures.

#### Updated Information on FY 2022-23 Goals, Objectives, and Outcome Measures

Questions 8, 9, and 10, ask the CCP to provide *updated* progress information about the goals, objectives, and outcome measures previously reported for FY 2022-23 in the 2022-23 CCP Survey.

For each question, provide the goals, objectives, and outcome measures as reported in the FY 2022-23 survey. The progress information (last two rows of each table) should be updated to reflect the progress achieved over the full fiscal year.

- Describe a goal and the associated objectives as reported in the FY 2022-23 CCP survey. Please provide updated progress toward goal information to reflect the progress achieved over the full FY 2022-23. If no goal, objective, or outcome measure was identified in FY 2022-23 respond by indicating “Not Applicable.”

<b>Goal</b>	Increase linkage to appropriate County behavioral health services upon release from incarceration. (Health Care Agency)
<b>Part of FY 22-23 CCP plan?</b>	<input checked="" type="checkbox"/> Yes <input type="checkbox"/> No
Objective:	Increase the number of individuals receiving in-reach services prior to release.
Objective:	Increase the number of individuals to enroll in County behavioral health services upon release.
Objective:	
Outcome Measure:	Number of individuals to receive in-reach services prior to release.
Outcome Measure:	Number of individuals to enroll in County behavioral health services upon release.
Outcome Measure:	
Briefly describe progress toward goal:	For the first two months of FY 2022-23, 438 individuals received in-reach services and 94 individuals enrolled in County behavioral health services upon release
Rated progress toward the goal:	<input type="checkbox"/> No progress <input type="checkbox"/> Partially achieved <input checked="" type="checkbox"/> Fully achieved

9. Describe a goal and the associated objectives as reported in the FY 2022-23 CCP survey. Please provide updated progress toward goal information to reflect the progress achieved over the full FY 2022-23. If no goal, objective, or outcome measure was identified in FY 2022-23 respond by indicating "Not Applicable."

<b>Goal</b>	Increase the utilization of random drug testing (RDT) for adult supervision units newly authorized to use RDT in the Probation Department.
<b>Part of FY 22-23 CCP plan?</b>	<input checked="" type="checkbox"/> Yes <input type="checkbox"/> No
Objective:	Increase utilization of RDT in the adult supervision units newly authorized for RDT
Objective:	
Objective:	
Outcome Measure:	Increase utilization of RDT by 20% compared with the average utilization rate from 1/1/2022 through 6/30/2022.
Outcome Measure:	
Outcome Measure:	
Briefly describe progress toward goal:	The Probation Department's goal for FY 22-23 was to increase utilization by 20% for units newly authorized to use RDT compared with the first six months of 2022 (Jan-June 2022). The baseline average utilization rate for the first half of 2022 was 19.1% In order to increase utilization by 20%, Probation had to show an average utilization rate of 22.9% or better for the last six months of 2022. Probation met this goal in the second half of 2022 with an average utilization rate of 29.9%.
Rated progress toward the goal:	<input type="checkbox"/> No progress <input type="checkbox"/> Partially achieved <input checked="" type="checkbox"/> Fully achieved

10. Describe a goal and the associated objectives as reported in the FY 2022-23 CCP survey. Please provide updated progress toward goal information to reflect the progress achieved over the full FY 2022-23. If no goal, objective, or outcome measure was identified in FY 2022-23 respond by indicating "Not Applicable."

<b>Goal</b>	Improve public safety, reduce recidivism by working together with local, county, state and federal law enforcement partners. (District Attorney)
<b>Part of FY 22-23 CCP plan?</b>	<input checked="" type="checkbox"/> Yes <input type="checkbox"/> No



Objective:	Hold AB 109 participants accountable when they violate the terms of their supervision or when they commit new crimes
Objective:	Utilize federal partners (Alcohol Tobacco and Firearms) to prosecute gun cases when appropriate such as "ghost guns" cases or other crimes such as robberies.
Objective:	
Outcome Measure:	The measure will be determined through the number of violations filed and new crime filings both at the state and federal level.
Outcome Measure:	
Outcome Measure:	
Briefly describe progress toward goal:	<p>During FY 22-23, the AB 109 Task Force arrested 70 PCRS Offenders, 48 of those were arrested with new law violations. Four of the arrests were new law violation arrested as a result of collaboration with Santa Ana PD specialized units .</p> <p>During FY 22-23, the AB 109 Task Force collaborated with law enforcement partners and assisted local agency operations. During these various operations, 30 firearms were seized by local agency partners.</p> <p>December 2022, the AB 109 Task Force assigned one AB 109 Task Force member to assist ATF Orange County Violent Crime Task Force operations. From December 2022-July 2023, four PRCS offenders were arrested and one firearm was seized.</p> <p>During FY 22-23, the DPO assigned to the AB 109 Task Force provides AB 109 participants with various orange county resources/assistance.</p>
Rated progress toward the goal:	<input type="checkbox"/> No progress <input type="checkbox"/> Partially achieved <input checked="" type="checkbox"/> Fully achieved

**Information on FY 2023-24 Goals, Objectives, and Outcome Measures**

11. For FY 2023-24, will the CCP use the same goals, objectives, and outcome measures identified above from FY 2022-23? Check the appropriate box to the left of the list.

- Yes. (Skip to Section 4)
- No. The CCP will add and/or modify goals, objectives, and outcome measures (Continue with section below)

Questions 12, 13, and 14, the CCP is asked to describe a goal and its associated objectives and outcomes for FY 2023-24. For the goal, also provide information about the current progress toward the stated goal. As survey responses are due mid-year, progress information for these goals over the full fiscal year will be requested as part of the FY 2024-25 CCP Survey.

**12.** Describe a goal for FY 2023-24 and one (1) or more of its associated objectives and outcome measures. Please provide any information about progress toward the goal thus far in the fiscal year. If no goal, objective, or outcome measure was identified in FY 2023-24, respond by indicating "Not Applicable."

<b>Goal</b>	Increase the utilization of random drug testing (RDT) for adult supervision units authorized to use RDT in the Probation Department.
<b>Part of FY 23-24 CCP plan?</b>	<input checked="" type="checkbox"/> Yes <input type="checkbox"/> No
Objective:	Increase utilization of RDT in the adult supervision units authorized for RDT.
Objective:	
Objective:	
Outcome Measure:	Increase utilization of RDT by 20% compared with the average utilization rate from 7/1/2022 through 6/30/2023.
Outcome Measure:	
Outcome Measure:	
Briefly describe <i>current</i> progress toward goal:	From July through October 2023, the average RDT utilization rate is 33.8%, an increase of six percent compared with the average utilization rate (32%) from FY 2022-23. Though the progress towards achieving the goal of increasing RDT utilization by 20% is somewhat slower than expected, the department fully expects to achieve its goal by the end of the fiscal year (6/30/2024).
Rate the <i>current</i> progress toward the goal:	<input type="checkbox"/> Substantially slower than expected <input checked="" type="checkbox"/> Somewhat slower than expected <input type="checkbox"/> As expected <input type="checkbox"/> Faster than expected <input type="checkbox"/> Substantially faster than expected

**13.** Describe a goal for FY 2023-24 and one or more of its associated objectives and outcome measures. Please provide any information about progress toward the goal thus far in the fiscal year. If no goal, objective, or outcome measure was identified in FY 2023-24, respond by indicating "Not Applicable."

<b>Goal</b>	Increase linkage to appropriate County behavioral health services upon release from incarceration. (Health Care Agency)
<b>Part of FY 23-24 CCP plan?</b>	<input checked="" type="checkbox"/> Yes <input type="checkbox"/> No
Objective:	Increase the number of individuals receiving in reach services prior to release.
Objective:	Increase the number of individuals to enroll in County behavioral health services upon release.
Objective:	
Outcome Measure:	Number of individuals to receive in reach services prior to release.
Outcome Measure:	Number of individuals to enroll in County behavioral health services upon release.
Outcome Measure:	
Briefly describe <i>current</i> progress toward goal:	During the first two months of FY 2023-24, 46 individuals received in reach services and 4 individuals enrolled in County behavioral health services upon release.
Rate the <i>current</i> progress toward the goal:	<input type="checkbox"/> Substantially slower than expected <input checked="" type="checkbox"/> Somewhat slower than expected <input type="checkbox"/> As expected <input type="checkbox"/> Faster than expected <input type="checkbox"/> Substantially faster than expected

14. Describe a goal for FY 2023-24 and one or more of its associated objectives and outcome measures. Please provide any information about progress toward the goal thus far in the fiscal year. If no goal, objective, or outcome measure was identified in FY 2023-24, respond by indicating "Not Applicable."

<b>Goal</b>	Work with Probation, Santa Ana Police Department, and law enforcement partners to identify and prosecute AB 109 participants responsible for crime and major trends. (District Attorney)
<b>Part of FY 23-24 CCP plan?</b>	<input checked="" type="checkbox"/> Yes <input type="checkbox"/> No
Objective:	Continue to communicate and share information with law enforcement partners regarding subjects who are on AB 109 Participants.
Objective:	Continue to provide training for the AB 109 Task Force
Objective:	Utilize real time technology/software to assist AB 109 Task Force in daily operations .

Outcome Measure:	Share and receive information with other Orange County agencies as it relates to subjects who are AB 109 participants . Continue to utilize data, technology, investigative techniques to identify and apprehend AB 109 participants committing crimes and/or in violation of their conditions.
Outcome Measure:	Continue to utilize the AB 109 Task Force, OC Probation, and the Santa Ana Police Department, to assist local, state and federal law enforcement engaged in investigating local criminal activity, which may include crime trends. This may also include compliance checks and the search for wanted subjects that are AB 109 participants.
Outcome Measure:	The arrests made by the AB 109 Task Force during collaborative investigations between the AB 109 Task Force and law enforcement partners (local, county, state and federal ).
Briefly describe <i>current</i> progress toward goal:	<p>From July 2023 - present, the AB 109 Task Force has arrested/assisted with arrests of 43 offenders. 13 of the arrests were subjects participating AB 109 program, 7 on formal/ informal probation, 3 on Parole and 20 not on any supervision. In addition, the Task Force is responsible for seizing over 42 pounds of narcotics (heroin, methamphetamine, fentanyl and other various narcotics).</p> <p>The AB 109 Task Force continues to attend training to assist in expanding knowledge, skill, and performance as it relates to the AB 109 Crime Impact Task Force.</p> <p>The AB 109 Task Force continues to research and implement various technological driven tools to help assist in daily operations.</p>
Rate the <i>current</i> progress toward the goal:	<input type="checkbox"/> Substantially slower than expected <input type="checkbox"/> Somewhat slower than expected <input checked="" type="checkbox"/> As expected <input type="checkbox"/> Faster than expected <input type="checkbox"/> Substantially faster than expected

**SECTION 4: TYPES OF PROGRAMMING AND SERVICES**

Section 4 asks questions about the types of programs and services provided during FY 2022-23. For each type of program or service provided, identify the agency(ies) that provide the program or service and at what stage(s) the program or service is provided (in-custody, supervision, other). Please refer to the CCP Survey Data Reporting Guide

for the BSCC's definition of each type of program and service listed and the stage(s) of program or service.

Program/Service	Provide	Providing Agency (check all that apply)	Stage(s) Provided (check all that apply)
<b>Mental Health/Behavioral Health</b> – Services designed to improve mental health.	<input checked="" type="checkbox"/> Yes <input type="checkbox"/> No	<input type="checkbox"/> Sheriff <input type="checkbox"/> Probation <input checked="" type="checkbox"/> Behavioral health <input checked="" type="checkbox"/> Community-based organization <input checked="" type="checkbox"/> Other, describe: >Correctional Health >DPOs provide referrals/linkages to clients for DRC and Behavioral Health substance use counseling and treatment	<input checked="" type="checkbox"/> In-Custody <input checked="" type="checkbox"/> Supervision <input type="checkbox"/> Other, describe: >
<b>Substance Use</b> – services designed to assist with substance use.	<input checked="" type="checkbox"/> Yes <input type="checkbox"/> No	<input type="checkbox"/> Sheriff <input type="checkbox"/> Probation <input checked="" type="checkbox"/> Behavioral health <input checked="" type="checkbox"/> Community-based organization <input checked="" type="checkbox"/> Other, describe: >Correctional Health >DPOs provide referrals/linkages to clients for DRC and Behavioral Health substance use counseling and treatment services	<input checked="" type="checkbox"/> In-Custody <input checked="" type="checkbox"/> Supervision <input type="checkbox"/> Other, describe: >
<b>Housing</b> – services designed to assist with housing after release.	<input checked="" type="checkbox"/> Yes <input type="checkbox"/> No	<input type="checkbox"/> Sheriff <input checked="" type="checkbox"/> Probation <input type="checkbox"/> Behavioral health <input checked="" type="checkbox"/> Community-based organization <input checked="" type="checkbox"/> Other, describe: >There are 5 DPOs who function as Intake/Homeless Reentry Services Liaisons/Systems Navigator	<input checked="" type="checkbox"/> In-Custody <input checked="" type="checkbox"/> Supervision <input type="checkbox"/> Other, describe: >
<b>Employment</b> – services designed to provide clients	<input checked="" type="checkbox"/> Yes <input type="checkbox"/> No	<input type="checkbox"/> Sheriff <input type="checkbox"/> Probation	<input checked="" type="checkbox"/> In-Custody <input checked="" type="checkbox"/> Supervision

Program/Service	Provide	Providing Agency (check all that apply)	Stage(s) Provided (check all that apply)
with a job and/or to provide job training to improve chances of finding employment after release.		<input type="checkbox"/> Behavioral health <input type="checkbox"/> Community-based organization <input checked="" type="checkbox"/> Other, describe: >DPOs provide referrals/linkages to clients for DRC Employment Services	<input type="checkbox"/> Other, describe: >
<b>Education</b> – focuses on academic achievement.	<input checked="" type="checkbox"/> Yes <input type="checkbox"/> No	<input type="checkbox"/> Sheriff <input type="checkbox"/> Probation <input type="checkbox"/> Behavioral health <input type="checkbox"/> Community-based organization <input checked="" type="checkbox"/> Other, describe: >DPOs provide referrals/linkages to clients for DRC Education services	<input checked="" type="checkbox"/> In-Custody <input checked="" type="checkbox"/> Supervision <input type="checkbox"/> Other, describe: >
<b>Family</b> – family-oriented education, service, and training.	<input checked="" type="checkbox"/> Yes <input type="checkbox"/> No	<input type="checkbox"/> Sheriff <input type="checkbox"/> Probation <input type="checkbox"/> Behavioral health <input type="checkbox"/> Community-based organization <input checked="" type="checkbox"/> Other, describe: >DPOs provide referrals/linkages to clients for DRC Parenting classes and family skills training	<input checked="" type="checkbox"/> In-Custody <input checked="" type="checkbox"/> Supervision <input type="checkbox"/> Other, describe: >
<b>Domestic Violence Prevention</b> – support and intervention	<input checked="" type="checkbox"/> Yes <input type="checkbox"/> No	<input type="checkbox"/> Sheriff <input type="checkbox"/> Probation <input type="checkbox"/> Behavioral health <input checked="" type="checkbox"/> Community-based organization <input checked="" type="checkbox"/> Other, describe: >DPOs provide referrals/linkages to clients for Batterer's Intervention classes & monitor progress >District Attorney - Victim Support and resources are offered through Waymakers.	<input checked="" type="checkbox"/> In-Custody <input checked="" type="checkbox"/> Supervision <input type="checkbox"/> Other, describe: >

Program/Service	Provide	Providing Agency (check all that apply)	Stage(s) Provided (check all that apply)
<p><b>Physical Health</b> – services designed to improve clients’ physical well-being.</p>	<p><input checked="" type="checkbox"/> Yes <input type="checkbox"/> No</p>	<p><input type="checkbox"/> Sheriff <input type="checkbox"/> Probation <input type="checkbox"/> Behavioral health <input type="checkbox"/> Community-based organization <input checked="" type="checkbox"/> Other, describe: &gt;Correctional Health &gt;DPOs provide referrals/linkages to Medi-Cal &amp; Medicare; HCA screeners are present in all Probation area offices</p>	<p><input checked="" type="checkbox"/> In-Custody <input checked="" type="checkbox"/> Supervision <input type="checkbox"/> Other, describe: &gt;</p>
<p><b>Quality of Life</b> – Services that enhance the standard of happiness, comfort, and well-being of an individual to participate in life events (e.g., assistance in getting a driver’s license, opening a bank account, etc.)</p>	<p><input checked="" type="checkbox"/> Yes <input type="checkbox"/> No</p>	<p><input type="checkbox"/> Sheriff <input type="checkbox"/> Probation <input type="checkbox"/> Behavioral health <input type="checkbox"/> Community-based organization <input checked="" type="checkbox"/> Other, describe: &gt;Public defender DPOs assist clients obtain no-fee identification cards from DMV</p>	<p><input checked="" type="checkbox"/> In-Custody <input checked="" type="checkbox"/> Supervision <input type="checkbox"/> Other, describe: &gt;</p>

## SECTION 5: OPTIONAL QUESTIONS

Section 5 asks optional questions about evaluation, data collection, programs and services, and local best practices. There are 9 questions in this section. Responses will be used by the BSCC and its justice-system partners to better understand the needs of counties. If the CCP chooses not to answer an optional question, please respond “Decline to Respond.”

**15.** Describe the process the CCP uses to determine potential programs and/or services for local implementation using Realignment funds.

> Potential programs and/or services are either brought forth by the CCP Executive Members or the AB 109 Working Group through the CCP Coordinator. At the quarterly meetings, the AB 109 Working Group may introduce and vet potential programs and/or services for local implementation utilizing Public Safety Realignment funds. Since the AB 109 Working Group is made up of individuals who are at the forefront of delivering programs and/or services to the AB 109 population, they are well in-tune with their gaps, needs, and challenges. Potential programs and/or services are clearly identified and presented to the CCP Executive Committee for potential funding. Similarly, any CCP Executive Member may identify a need and may direct the CCP Coordinator to return to the AB 109 Working Group to go through their process or, in the case of small requests, may make them directly. All funding and appropriations must also be approved by the Orange County Board of Supervisors as submitted.

**16.** Does the county evaluate the effectiveness (as defined locally) of programs and/or services funded with its Public Safety Realignment allocation? Check the appropriate box to the left of the list.

Yes  
 No

If yes, explain how.

>

1) Orange County HCA MHRS provides behavioral health and recovery residence services to persons released from correctional facilities and under the supervision of the Orange County Probation Department. Outcome measure data is collected from service providers.

2) Orange County Probation Department conducts continuous evaluation and monitoring of the Orange County Day Reporting Centers (DRCs), which serves the AB 109 and Probation population. Recidivism outcomes of DRC participants are tracked by DRC site (i.e., Santa Ana and Westminster) as well as by the type of program exit. The Department also regularly evaluates the random drug testing (RDT) program and its effectiveness in reducing the drug use of clients.

**17.** Does the county consider evaluation results when funding programs and/or services? Check the appropriate box to the left of the list.



- Yes
- No

If yes, explain how.

> The Orange County Board of Supervisors are provided with metrics when programs/services and contract renewals come before them for approval. This information is used to ensure that funding is directed to result-oriented programs and/or services.

18. Does the county use BSCC definitions (average daily population, conviction, length of stay, recidivism, and/or treatment program completion rates) when collecting data? Check the yes or no box to the left of each BSCC Definition listed, as applicable.

Yes	No	BSCC Definition
<input checked="" type="checkbox"/>	<input type="checkbox"/>	Average daily population
<input checked="" type="checkbox"/>	<input type="checkbox"/>	Conviction
<input checked="" type="checkbox"/>	<input type="checkbox"/>	Length of stay
<input checked="" type="checkbox"/>	<input type="checkbox"/>	Recidivism
<input checked="" type="checkbox"/>	<input type="checkbox"/>	Treatment program completion rates

19. What percentage of the Public Safety Realignment allocation is used for evidence-based programming (as defined locally)? Check the most appropriate box to the left of the list of percentages.

Percent for Evidence-Based Programming	
<input checked="" type="checkbox"/>	Less than 20%
<input type="checkbox"/>	21% - 40%
<input type="checkbox"/>	41% - 60%
<input type="checkbox"/>	61% - 80%
<input type="checkbox"/>	81% or higher

20. We would like to better understand the county's capacity to offer mental health, substance use disorder, behavioral health treatment programs, and/or other services. What type and level of services are now available?

> In Orange County, behavioral health services are offered through Health Care Agency Correctional Health Services (CHS) and Mental Health and Recovery Services (MHRS).

CHS Provides individualized treatment plans, group therapy that includes Think for Change, Anger Management, MRT, Re-Entry, and Process, comprehensive discharge planning and linkages to community services. Many of the community providers provide in reach services and connect with individuals while they are still incarcerated to ensure successful linkages. CHS also provides all three FDA-approved medications for Medication-Assisted Treatment (MAT). Most CHS physicians and nurse practitioners are X-waivered to prescribe buprenorphine. CHS provides a Case Management nurse to meet with individuals on MAT to develop a discharge plan and linkage to community MAT providers. Group therapy on relapse prevention and MAT

are also provided. Additionally, Phoenix House provides an in-custody substance use program for incarcerated individuals, while coordinating continued care for them upon release. These individuals are eligible to receive ongoing services post-custody until they are linked to their ongoing provider.

The OC Links Behavioral Health Services Line (1-855-OC LINKS) is a single-entry point for mental health and substance use services and is available 24 hours a day, 7 days a week. OC Links provides information, screening, referral and linkage, and crisis response. Callers can be potential participants, family members, friends, law enforcement, other first responders, providers, or anyone seeking behavioral health resources and support.

For individuals with serious mental illness, MHRS offers a continuum of services and supports including an Open Access program with two locations, four regional County-operated outpatient clinics, Recovery Services programs, eight Program of Assertive Community Treatment (PACT) programs, and nineteen Full Service Partnership (FSP) programs that serve adults and older adults. There are also three Crisis Stabilization Units and five Crisis Residential programs, and one Adult In-Home Crisis Stabilization program. Additionally, MHRS contracts with six behavioral health inpatient hospitals within Orange County to provide acute psychiatric inpatient services for adults. The County has a robust collaborative court program and one FSP designated to work with AB 109 individuals who need intensive outpatient services. Additionally, the HCA MHRS has a team of behavioral health clinicians who are also embedded in the four Probation Offices to screen, assess and facilitate linkages for AB 109 clients transitioning from incarceration to the community, including AB 109 individuals with mild to moderate mental health issues.

HCA MHRS also offers a continuum of services and supports for justice involved individuals with substance use disorder and co-occurring mental illness. Services include Clinically-Managed Withdrawal Management, Narcotic Treatment Program, Residential Treatment, Intensive Outpatient and Outpatient treatment including Medication Assisted Treatment, and Recovery Residence Services.

Orange County opted into the State's Drug Medi-Cal Organized Delivery System (DMC-ODS) Waiver in July 2018. Admission into the different DMC-ODS levels of care is based on the American Society of Addiction Medicine (ASAM) criteria and medical necessity. All eligible Medi-Cal beneficiaries can access DMC-ODS services by calling the Beneficiary Access Line at (800) 723-8641, 24 hours a day, 7 days per week. Those with co-occurring issues are linked to appropriate services to address both substance use and mental health challenges.

**21. What challenges does the county face in meeting the above program and service needs?**

> Housing for justice involved individuals with behavioral health issues continues to be a challenge. There continues to be limited housing resources, particularly for individuals with a criminal history. The ability to provide a quick and appropriate housing placement for justice involved individuals exiting jail is also a challenge.

Collaboration between service providers and housing providers remains a challenge. HCA continues to work to increase housing opportunities, reduce barriers to housing placement and improve collaboration between housing and service providers to support justice involved individuals with behavioral health issues.

For substance use services, one challenge is not having enough providers that can provide residential treatment services. This past year, HCA lost a perinatal residential provider, which further decreased treatment capacity. Coordinating for residential placement can also be challenging due to requirements of needing authorization prior to admission to treatment and not being able to reach clients when a treatment bed is available. HCA continues to work to increase treatment capacity and increase coordination for placement. HCA now places individuals needing residential treatment in a recovery residence upon completion of withdrawal management, until a residential bed is available. Each participant must enroll in interim services as a requirement.

Linking individuals releasing from jails and discharging from hospitals who may need SUD MAT services is another continues to be a challenge. HCA MHRS has developed and continued to explore and implemented identify ways to improve access and make the service available for these individuals with Drug Medi-Cal as well as those with no benefits who need to continue MAT services. HCA has continued to add dedicated staff to provide in reach services in hopes to engage individuals getting ready to discharge from County jails for ongoing SUD services. During the in reach visits, the staff provides individuals with education and resources regarding available behavioral health services. For individuals who accept services, the staff also works closely with staff from County jails and the Santa Ana SUD Clinic to ensure that a follow up appointment is scheduled and that transportation is arranged as needed to facilitate linkage upon release.

22. What programmatic changes and/or course corrections has the CPP made in the implementation of Public Safety Realignment that it believes other counties would find helpful?  
>Decline to respond.
23. Describe a local best practice or promising program that has produced positive results. If data exists to support the results, please share.  
>Decline to respond.

---

**ATTENTION: This concludes Part A of the FY 2023-24 CCP Survey.**

**Please complete [Part B](#) in Microsoft Excel which consists of two (2) budgetary sections and upload into the BSCC-Submittable online portal.**

**Optional Highlight or Success Story – upload into the BSCC-Submittable portal**

In addition, to produce a more comprehensive report on the implementation of realignment, we are asking for a brief, one-page, visually appealing, highlight or success

story that provides implementation information related to the county's Public Safety Realignment success. This highlight may include optional graphs, charts, photos, or quotes. Photos of programs in action along with quotes from program participants and/or community partners do not need to provide identifying information. The highlight or success story provided may be published in the *2011 Public Safety Realignment Act: Twelfth Annual Report on the Implementation of Community Corrections Partnership Plans*. While every effort will be made to include these in the report, inclusion is not guaranteed. Note: Ensure any individual(s) in the photos have given their consent for use/publication and do not submit any photos that include faces of minors (youth under the age of 18).

### Submission Instructions

The complete CCP Survey package, including all attachments, shall be completed and submitted through the BSCC-Submittable online portal **by December 15, 2023**.

**Please be aware that a complete CCP Survey package, including an updated CCP plan, MUST be submitted to the BSCC to receive compensation.**

**NOTE:** *The information provided in the CCP Survey package will be made public by the BSCC in the annual report to the Governor's Office and the Legislature on the implementation of Community Corrections Partnership plans on the BSCC website.*

## FY 2023-24 Community Corrections Partnership Survey PART A – SECTION 3 ADDITIONAL GOALS FOR FY 2022-23

### Updated Information on FY 2022-23 Goals, Objectives, and Outcome Measures

This page provides the CCP additional space for responses regarding the *updated* progress information about the goals, objectives, and outcome measures previously reported for FY 2022-23 in the 2022-23 CCP Survey.

Once completed, this document can be uploaded into the BSCC-Submittable online submission portal as instructed after Question #10 in the online CCP Survey. You may combine the additional Goal pages into a single PDF or upload up to eight (8) separate Goal pages (in this Word format).

For each additional goal, provide the objectives, and outcome measures as reported in the FY 2022-23 survey. The progress information (last two rows of each table) should be updated to reflect the progress achieved over the full fiscal year.

\*Describe a goal and the associated objectives as reported in the FY 2022-23 CCP survey. Please provide updated progress toward goal information to reflect the progress achieved over the full FY 2022-23.

<b>Goal</b>	Work with Probation and law enforcement partners to identify and prosecute AB 109 participants responsible for crime and major crime trends. (District Attorney)
<b>Part of FY 22-23 CCP plan?</b>	<input checked="" type="checkbox"/> Yes <input type="checkbox"/> No
Objective:	Increase communication with law enforcement partners.
Objective:	
Objective:	
Outcome Measure:	Utilize data, technology, investigative techniques to identify and apprehend AB 109 participants committing crimes and/or in violation of their conditions.
Outcome Measure:	Utilize the AB 109 Task Force and OC Probation to assist local, state and federal law enforcement engaged in investigation local criminal activity, which may include crime trends such as takeover robberies/serial robbery cases and home invasion cases. This may also include compliance checks and the search for wanted subjects that are AB 109 participants.
Outcome Measure:	The arrests made by the AB 109 Task Force during collaborative investigations between the AB 109 Task

	Force and law enforcement partners (local, county, state and federal).
Briefly describe progress toward goal:	<p>During FY 22-23, the AB109 Task Force has arrested/assisted with arrests of 307 offenders. 70 of the arrests were subjects participating in the AB109, 53 on formal/ informal probation, 20 of the subjects were on Parole and 164 not on any supervision. In addition, the AB109 Task Force was responsible for seizing over 55 pounds of narcotics (heroin, methamphetamine, fentanyl and other various narcotics).</p> <p>The AB109 Task Force assisted various local OC law enforcement agencies during search warrants and operations. Four AB109 participants were arrested during these operations</p> <p>December 2022, the AB109 Task Force assigned one AB109 Task Force member to assist ATF Orange County Violent Crime Task Force operations. From December 2022-July 2023, four PRCS offenders were arrested</p>
Rated progress toward the goal:	<input type="checkbox"/> No progress <input type="checkbox"/> Partially achieved <input checked="" type="checkbox"/> Fully achieved

## FY 2023-24 Community Corrections Partnership Survey PART A – SECTION 3 ADDITIONAL GOALS FOR FY 2023-24

### Information on **FY 2023-24** Goals, Objectives, and Outcome Measures

This page provides the CCP additional space for responses regarding the describing a goal and its associated objectives and outcome measures FY 2023-24. As survey responses are due mid-year, progress information for these goals over the full fiscal year will be requested as part of the FY 2024-25 CCP Survey.

Once completed, this document can be uploaded into the BSCC-Submittable online submission portal as instructed after Question #14 in the online CCP Survey. You may combine the additional Goal pages into a single PDF or upload up to eight (8) separate Goal pages (in this Word format).

\*Describe a goal for FY 2023-24 and one (1) or more of its associated objectives and outcome measures. Please provide any information about progress toward the goal thus far in the fiscal year.

<b>Goal</b>	Continue to improve public safety and reduce recidivism by working together with local, county, state and federal law enforcement partners. (District Attorney)
<b>Part of FY 23-24 CCP plan?</b>	<input checked="" type="checkbox"/> Yes <input type="checkbox"/> No
Objective:	Hold AB 109 participants accountable when they violate the terms of their supervision or when they commit new crimes.
Objective:	
Objective:	
Outcome Measure:	The measure will be determined through the number of violations and new crime both at the state and federal level.
Outcome Measure:	Continue to offer new resources/programs to participants that need assistance.
Outcome Measure:	
Briefly describe <i>current</i> progress toward goal:	<p>From July 2023 - present, the AB 109 Task Force has arrested/assisted with arrests of 43 offenders. 13 of the arrests were subjects participating in the PRCS program. Out of the 13 arrests, 9 were new law violations.</p> <p>The AB 109 Task Force continues to offer resources to participants and research new opportunities/programs available. The AB 109 Task Force members are aware of the CCP resources such as H.I.R.E. H.I.R.E. is an</p>

	<p>entity that is part of the CCP collaborative that can provide recourses or employment. Subjects that are in need and request assistance will be referred to H.I.R.E.</p>
<p>Rate the <i>current</i> progress toward the goal:</p>	<p> <input type="checkbox"/> Substantially slower than expected  <input type="checkbox"/> Somewhat slower than expected  <input checked="" type="checkbox"/> As expected  <input type="checkbox"/> Faster than expected  <input type="checkbox"/> Substantially faster than expected                 </p>



**FY 2023-24 Community Corrections Partnership Survey  
PART B**

Part B of the CCP Survey collects information about the allocation of Public Safety Realignment dollars.

For detailed guidance on how to complete Part B of the CCP Survey package, please refer to the FY 2023-24 CCP Survey Data Reporting Guide at: [https://www.bscc.ca.gov/m\\_realignment/](https://www.bscc.ca.gov/m_realignment/)

The first question in this file, question 24, requests the name of the county for which the survey is being submitted.

Following the identification of the county, Part B is divided into two sections:

Section 6: FY 2022-23 Public Safety Realignment Funding Allocation

Section 7: FY 2023-24 Public Safety Realignment Funding Allocation

24. Please identify the county for which this portion of the survey is being submitted:

**County Name: Orange**

**SECTION 6: FY 2022-23 Public Safety Realignment Funding Allocation**

**Section 6 contains questions related to the allocation of FY 2022-23 Public Safety Realignment dollars. There are three (3) questions in this section.**

**When answering these questions, consider the funds allocated in FY 2022-23 and include any monies from 2021-22 growth funds and 2022-23 programmatic funding.**

25. Of the total funds received in FY 2022-23, how did the CCP budget the allocation? Input the total allocation in the cell above the table. Within the table, identify where funds were allocated to, and include if the county used any carry-over funds (monies from previous annual CCP allocations) and/or if the county put any funds into a reserve fund (i.e., funds specifically set aside to be used when budget is disrupted or decreased so operations can continue). Please correct the information provided if there is a difference showing between the stated total allocation and the calculated amount (directly below the table). Differences will automatically display in **red**. **Please correct any cells displaying red prior to submitting.**

**Total Allocation: \$ 139,538,117**

<b>Where funds were allocated to:</b>	<b>Amount</b>
Sheriff Department	\$ 66,524,017
Probation Department	\$ 24,931,375
Health Care Agency	\$ 21,341,044
District Attorney	\$ 3,527,385
Public Defender	\$ 2,304,784
Local Law Enforcement Entities	\$ 2,420,992
Reentry Services	\$ 18,488,520

(Total sums to) \$ 139,538,117

Difference from

Stated Allocation: \$ -

Please spell out all names and do not use acronyms.

**26.** Of the total funds received in FY 2022-23, how much did the CCP allocate to public agencies for programs and services? How much did the CCP allocate to non-public agencies for programs and services? Input the total allocations in the cells above each table. Within the tables, identify where funds were allocated to. Please correct the information provided if there is a difference showing between the stated total allocation and the calculated amount (directly below the table). Differences will automatically display in **red**. **Please correct any cells displaying red prior to submitting.**

**Total Allocation to public agencies:**

**Total Allocation to non-public agencies:**

Where funds were allocated to (public agencies):	Amount	Where funds were allocated to (non-public agencies):	Amount
Polygraph Testing- Cynthia M Tipton (Probation)	\$ 6,625		
GPS Monitoring (STOP) (Probation)	\$ 88,490		
Day Reporting Center (Probation)	\$ 427,263		
Certified Interpreters (Probation)	\$ -		
Drug Testing (Redwood Toxicology Lab) and Testing Supplies (Probation)	\$ 117,878		
OC Health Care Agency- Assessments (Probation)	\$ 328,757		
OC Health Care Agency- Transitional Housing & Sober Living Beds (Probation)	\$ 222,758		
Soberlink Alcohol Monitor Equip- BI Inc (Probation)	\$ 9,240		
Cellebrite Software (Probation)	\$ 8,967		
Orange County Transportation Authority- Bus Passes (Probation)	\$ 43,178		
Homeless Outreach items (Probation)	\$ 11,904		
In-Custody Services (HCA)	\$ 17,226,679		
Mental Health Services (HCA)	\$ 1,503,231		
Alcohol & Drug Abuse Services (HCA)	\$ 2,611,134		
(Total sums to)	\$ 22,606,104	(Total sums to)	\$ -

Please spell out all names and do not use acronyms.

Difference from Stated Allocation: \$ -

Please spell out all names and do not use acronyms.

Difference from Stated Allocation: \$ -

**27.** How much funding, if any, was allocated to data collection and/or evaluation of AB 109 programs and services?

\$215,586 includes Salaries and Employee Benefits for Research Team.

**SECTION 7: FY 2023-24 Public Safety Realignment Funding Allocation**

Section 7 asks three (3) questions related to the allocation of FY 2023-24 Public Safety Realignment funding.

When answering these questions, consider the total funds allocated in FY 2023-24 and include any monies from 2022-23 growth funds and 2023-24 programmatic funding.

28. Of the total funds received in FY 2023-24, how did the CCP budget the allocation? Input the total allocation in the cell above the table. Within the table, identify where funds were allocated to, and include if the county is using any carry-over funds (monies from previous annual CCP allocations) and/or if the county is putting any funds into a reserve fund (i.e., funds specifically set aside to be used when budget is disrupted or decreased so operations can continue). Please correct the information provided if there is a difference showing between the stated total allocation and the calculated amount (directly below the table). Differences will automatically display in **red**. **Please correct any cells displaying red prior to submitting.**

Total Allocation: **\$ 123,572,019**

Where funds were allocated to:	Amount
Sheriff Department	\$ 67,210,284
Probation Department	\$ 23,091,138
Health Care Agency	\$ 20,591,950
District Attorney	\$ 4,048,178
Public Defender	\$ 2,825,965
Local Law Enforcement Entities	\$ 2,446,687
Reentry Services	\$ 3,357,817

(Total sums to) **\$ 123,572,019**

*Please spell out all names and do not use acronyms.*

Difference from Stated Allocation: **\$ -**

29. If known: of the total funds received in FY 2023-24, how much did the CCP allocate to public agencies for programs and services? How much did the CCP allocate to non-public agencies for programs and services? Input the total allocations in the cells above each table. Within the tables, identify where funds were allocated to. Please correct the information provided if there is a difference showing between the stated total allocation and the calculated amount (directly below the table). Differences will automatically display in red. **Please correct any cells displaying red prior to submitting.**

Total Allocation to public agencies: \$ 22,920,984

Total Allocation to non-public agencies:

Where funds were allocated to (public agencies):	Amount	Where funds were allocated to (non-public agencies):	Amount
Polygraph Testing- Cynthia M Tipton (Probation)	\$ 15,000		
GPS Monitoring (STOP) (Probation)	\$ 135,000		
Day Reporting Center (Probation)	\$ 700,000		
Certified Interpreters (Probation)	\$ 11,000		
Drug Testing (Redwood Toxicology Lab) and Testing Supplies (Probation)	\$ 125,000		
OC Health Care Agency- Assessments (Probation)	\$ 380,000		
OC Health Care Agency- Transitional Housing & Sober Living Beds (Probation)	\$ 759,534		
Soberlink Alcohol Monitor Equip- BI Inc (Probation)	\$ 25,000		
Cellebrite Software (Probation)	\$ 8,500		
Orange County Transportation Authority- Bus Passes (Probation)	\$ 100,000		
Homeless Outreach items (Probation)	\$ 70,000		
In-Custody Services (HCA)	\$ 15,833,406		
Mental Health Services (HCA)	\$ 1,553,864		
Alcohol & Drug Abuse Services (HCA)	\$ 3,204,680		

(Total sums to) \$ 22,920,984      (Total sums to) \$ -  
 Please spell out all names and do not      Difference from      Please spell out all names and do not      Difference from  
 use acronyms.      Stated Allocation: \$ -      use acronyms.      Stated Allocation: \$ -

**30. How much funding, if any, is being allocated to data collection and/or evaluation of AB 109 programs and services?**

Under the AB 109 Task Force, there is currently one Research Analyst who is responsible for performing data collection for the AB 109 program. One Full-Time Equivalent (FTE) position is allocated to the program with a budget of \$115,322.

**NOTE: The information contained in this report will be made public by the BSCC in the annual report to the Governor's Office and the Legislature on the implementation of Community Corrections Partnership plans on the BSCC website.**

**IMPORTANT**

A complete FY 2023-24 CCP Survey Package includes Part A (online portal form), Part B, Highlight or Success Story (optional), and an updated CCP Plan. All attachments by must be submitted to the BSCC through the BSCC-Submittable online portal no later than Friday, December 15, 2023.

If you have any questions or need technical assistance with the BSCC-Submittable online portal, please contact:  
 Helene Zentner, Field Representative  
 Board of State and Community Corrections  
 Helene.Zentner@bscc.ca.gov  
 916.838.7777



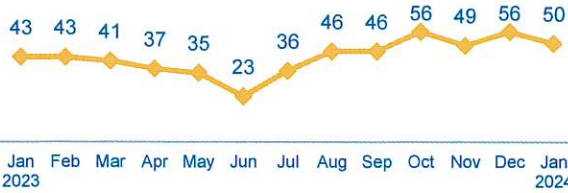
Orange County Probation Department  
Daniel Hernandez, Chief Probation Officer



AB109 Monthly Stats  
January 2024

Postrelease Community Supervision (PCS)

**Releases from Prison**  
from 10/1/11 - 1/31/24 = 11,888  
2024 YTD = 50  
2024 Monthly Avg = 50



**PCS Active Supervision**  
(Excludes Warrants)


932

Warrant



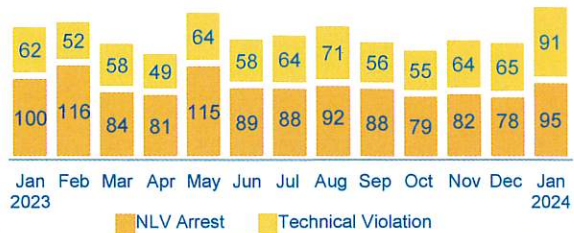
**Warrants**

2024 YTD = 95  
2024 Monthly Avg = 95



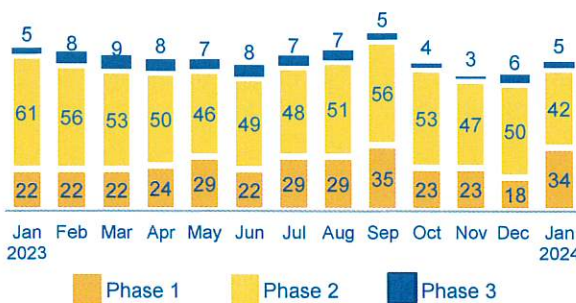
**Revocations**

2024 YTD = 186  
2024 Monthly Avg = 186



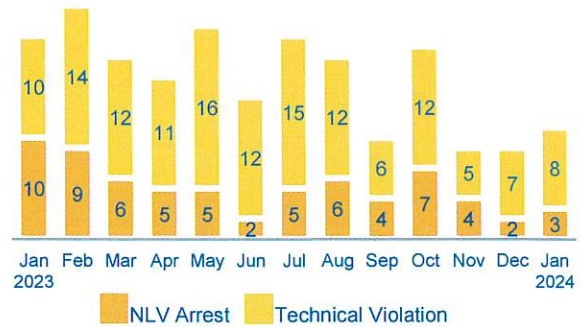
**Day Reporting Center Participants**

2024 Monthly Avg = 81  
2024 Monthly Avg: (AB109 = 41, GenSup = 40)



**Flash Incarcerations**

2024 Monthly Avg = 11  
2023 Monthly Avg = 16



**Mandatory Supervision (MS)**

**Individuals with MS Convictions**

from 10/1/11 - 1/31/24 = 4815  
2024 YTD = 13  
2024 Monthly Avg = 13



**MS Active Supervision**

(Excludes Warrants)

254

Warrants

439

January Flash Incarcerations

1