



## AB109 Monthly Stats August 2021

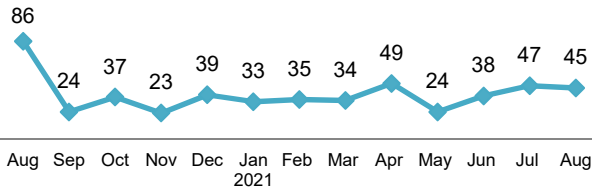
### Postrelease Community Supervision (PCS)

#### Releases from Prison\*

from 10/1/11 - 8/31/21 = 10,360

2021 YTD = 305

2021 Monthly Avg = 38



#### PCS Active Supervision

(Excludes Warrants)

• 970

#### Warrants

262

561

823

•ICE

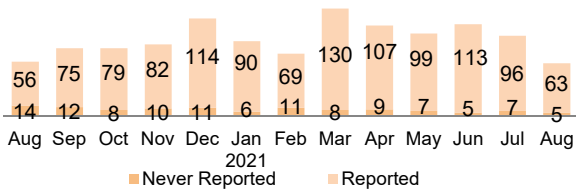
•PCS

•Total

#### Warrants\*

2021 YTD = 825

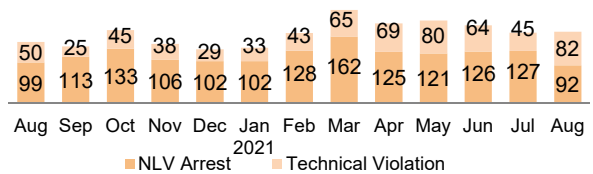
2021 Monthly Avg = 103



#### Revocations\*

2021 YTD = 1464

2021 Monthly Avg = 183

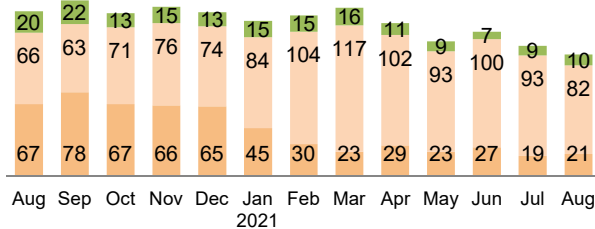


#### Day Reporting Center Participants

2021 Monthly Avg = 136

2021 Monthly Avg: (AB109 = 49, GenSup = 87)

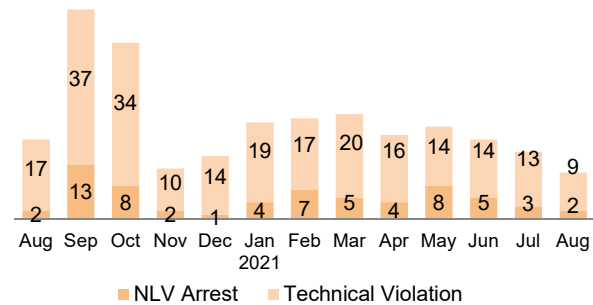
Phase 1 Phase 2 Phase 3



#### Flash Incarcerations\*

2021 Monthly Avg = 20

2020 Monthly Avg = 21



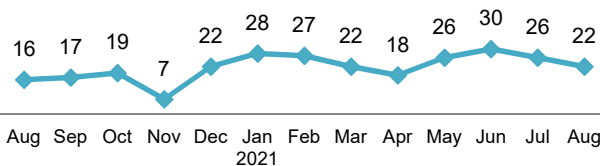
### Mandatory Supervision (MS)

#### Individuals with MS Convictions\*

from 10/1/11 - 8/31/21 = 4,464

2021 YTD = 199

2021 Monthly Avg = 25



#### MS Active Supervision

(Excludes Warrants)

• 367

#### Warrants

457

#### August Flash Incarcerations

0

\* In response to the COVID-19 pandemic, the California Governor declared a State of Emergency in March 2020. The State also closed courts, altered the timing of prison releases to Counties and enacted measures, such as zero bail, to reduce jail populations. These actions affected PCS releases, MS convictions, Warrants, Revocations, and Flash Incarcerations.