



## AB109 Monthly Stats May 2021

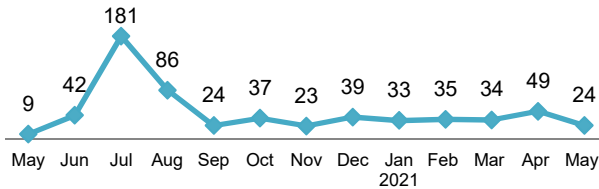
### Postrelease Community Supervision (PCS)

#### Releases from Prison\*

from 10/1/11 - 5/31/21 = 10,206

2021 YTD = 175

2021 Monthly Avg = 35



#### PCS Active Supervision

(Excludes Warrants)

• 1,029

#### Warrants

262

577

839

•ICE

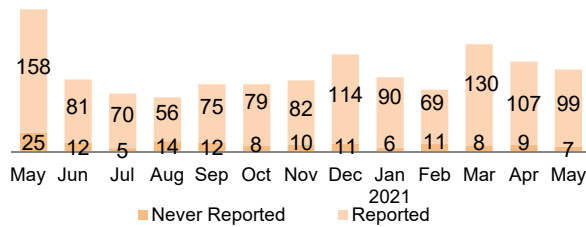
•PCS

•Total

#### Warrants\*

2021 YTD = 536

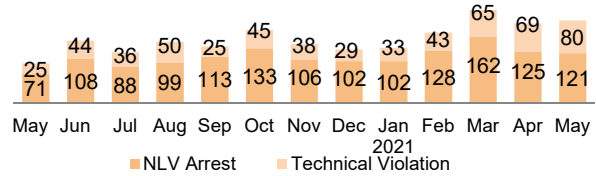
2021 Monthly Avg = 107



#### Revocations\*

2021 YTD = 928

2021 Monthly Avg = 186

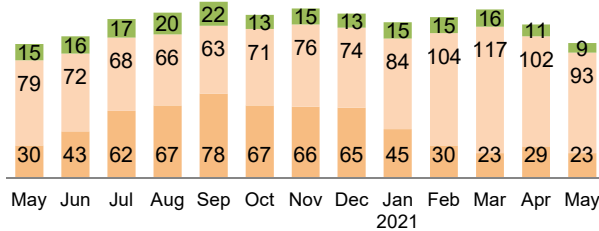


#### Day Reporting Center Participants

2021 Monthly Avg = 143

2021 Monthly Avg: (AB109 = 54, GenSup = 89)

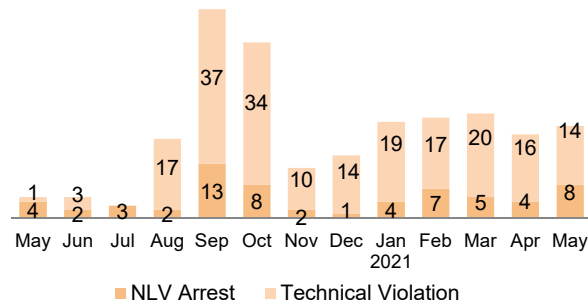
Phase 1 Phase 2 Phase 3



#### Flash Incarcerations\*

2021 Monthly Avg = 23

2020 Monthly Avg = 21



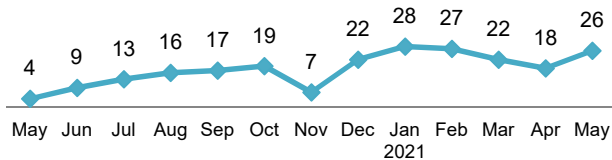
### Mandatory Supervision (MS)

#### Individuals with MS Convictions\*

from 10/1/11 - 5/31/21 = 4,405

2021 YTD = 121

2021 Monthly Avg = 24



#### MS Active Supervision

(Excludes Warrants)

• 375

#### Warrants

445

#### May Flash Incarcerations

0

\* In response to the COVID-19 pandemic, the California Governor declared a State of Emergency in March 2020. The State also closed courts, altered the timing of prison releases to Counties and enacted measures, such as zero bail, to reduce jail populations. These actions affected PCS releases, MS convictions, Warrants, Revocations, and Flash Incarcerations.