

AGENDA

REGULAR MEETING ORANGE COUNTY COMMUNITY CORRECTIONS PARTNERSHIP

Thursday, October 25, 2018, 2:00 P.M.



PROBATION DEPARTMENT
Training Room 5
1001 S. Grand Ave.
Santa Ana, California

STEVE SENTMAN, Chair
Chief Probation Officer

SANDRA HUTCHENS
Sheriff-Coroner

TONY RACKAUCKAS
District Attorney

TODD ELGIN
Chief of Police, Garden Grove

SHARON PETROSINO
Public Defender

ERIN WINGER, Acting
Health Care Agency

The Orange County Community Corrections Partnership welcomes you to this meeting. This agenda contains a brief general description of each item to be considered. The Partnership encourages your participation. If you wish to speak on an item contained in the agenda, please complete a Speaker Form identifying the item(s) and deposit it in the Speaker Form Return box located next to the Clerk. If you wish to speak on a matter which does not appear on the agenda, you may do so during the Public Comment period at the close of the meeting. Except as otherwise provided by law, no action shall be taken on any item not appearing in the agenda. When addressing the Partnership, please state your name for the record prior to providing your comments.

****In compliance with the Americans with Disabilities Act, those requiring accommodation for this meeting should notify the Clerk of the Board's Office 72 hours prior to the meeting at (714) 834-2206****

All supporting documentation is available for public review in the office of the Clerk of the Board of Supervisors located in the Hall of Administration Building, 333 W. Santa Ana Blvd., 10 Civic Center Plaza, Room 465, Santa Ana, California 92701 during regular business hours, 8:00 a.m. - 5:00 p.m., Monday through Friday.

AGENDA

ADMINISTRATIVE MATTERS: (Items 1 - 4)

At this time, members of the public may ask the Partnership to be heard on the following items as those items are called.

1. Welcome and Introductions
2. Receive and file Budget Update and 2018 Strategic Financial Plan Projections
3. Receive and file 3rd quarter AB 109 report for the period of July – September 2018
4. Realignment Updates:
 - CCP Coordinator
 - Probation
 - Sheriff
 - District Attorney
 - Public Defender
 - Courts
 - Health Care/Mental Health
 - Local Law Enforcement
 - Board of Supervisors
 - Social Services
 - OC Community Resources
 - OC Department of Education
 - Community-Based Organization (Representative)
 - Waymakers (Victims Representative)

PUBLIC & PARTNERSHIP COMMENTS:

At this time members of the public may address the Orange County Community Corrections Partnership on any matter not on the agenda but within the jurisdiction of the Partnership. The Partnership or Chair may limit the length of time each individual may have to address the Partnership.

PUBLIC COMMENTS:

PARTNERSHIP COMMENTS:

ADJOURNMENT

NEXT MEETING:

January 24, 2019 Regular Meeting, 2:00 P.M.

**2011 Public Safety Realignment (AB 109)
Funding Projections
As of September 30, 2018**

Department	AS BUDGETED				
	FY 18/19		FY 17/18 Growth	Total	
Sheriff (In-Custody)	45,758,518	54.00%	3,122,636	54.00%	48,881,154
Probation	17,625,503	20.80%	1,202,793	20.80%	18,828,296
HCA (In/Post Custody)	17,371,289	20.50%	1,185,445	20.50%	18,556,734
District Attorney	847,380	1.00%	57,827	1.00%	905,207
Public Defender	847,380	1.00%	57,827	1.00%	905,207
Local Law Enforcement	1,694,760	2.00%	115,653	2.00%	1,810,413
CEO/CCP Coordinator / Support	169,476	0.20%	11,565	0.20%	181,041
Reentry Services	423,690	0.50%	28,913	0.50%	452,603
Total	84,737,997	100.00%	5,782,660	100.00%	90,520,655

AS PROJECTED		
FY 18/19 Allocation Per State	FY 17-18 Growth	Total
85,407,285	4,305,076	
45,271,443	2,324,742	47,596,185
17,437,889	895,456	18,333,345
17,186,381	882,541	18,068,922
838,360	43,051	881,411
838,360	43,051	881,411
1,676,720	86,102	1,762,822
167,672	8,610	176,282
419,180	21,525	440,705
83,836,006	4,305,078	88,141,083

VARIANCE		
Difference between Budgeted & Projected (per State)		
Base	Growth	Total
(487,075)	(797,894)	(1,284,969)
(187,614)	(307,337)	(494,951)
(184,908)	(302,904)	(487,812)
(9,020)	(14,776)	(23,796)
(9,020)	(14,776)	(23,796)
(18,040)	(29,551)	(47,591)
(1,804)	(2,955)	(4,759)
(4,510)	(7,388)	(11,898)
(901,991)	(1,477,581)	(2,379,572)

Detail for Local Law Enforcement Allocation for FY 18/19 BUDGETED

City/Agency	2017 PCS Average	Allocation %	Estimated Allocation
OCSD Contract Cities	126	9.45%	\$ 171,084
Anaheim	262	19.61%	355,022
Brea	7	0.52%	9,414
Buena Park	30	2.25%	40,734
Costa Mesa	50	3.74%	67,709
Cypress	18	1.35%	24,441
Fountain Valley	15	1.12%	20,277
Fullerton	77	5.76%	104,280
Garden Grove	112	8.38%	151,713
Huntington Beach	77	5.76%	104,280
Irvine	13	0.97%	17,561
La Habra	22	1.65%	29,872
La Palma	1	0.07%	1,267
Laguna Beach	4	0.30%	5,431
Los Alamitos	2	0.15%	2,716
Newport Beach	11	0.82%	14,845
Orange	45	3.37%	61,011
Placentia	20	1.50%	27,156
Santa Ana	365	27.32%	494,605
Seal Beach	3	0.22%	3,983
Tustin	24	1.80%	32,587
Westminster	52	3.89%	70,425
Total	1336	100.000%	\$ 1,810,413

Detail for Local Law Enforcement Allocation for FY 18/19 - PROJECTED

City/Agency	2017 PCS Average	Estimated Allocation	Difference between Budgeted & Projected
OCSD Contract C	126	\$ 166,587	\$ (4,497)
Anaheim	262	345,689	(9,333)
Brea	7	9,167	(247)
Buena Park	30	39,663	(1,071)
Costa Mesa	50	65,930	(1,779)
Cypress	18	23,798	(643)
Fountain Valley	15	19,744	(533)
Fullerton	77	101,539	(2,741)
Garden Grove	112	147,724	(3,989)
Huntington Beach	77	101,539	(2,741)
Irvine	13	17,099	(462)
La Habra	22	29,087	(785)
La Palma	1	1,234	(33)
Laguna Beach	4	5,288	(143)
Los Alamitos	2	2,644	(72)
Newport Beach	11	14,455	(390)
Orange	45	59,407	(1,604)
Placentia	20	26,442	(714)
Santa Ana	365	481,603	(13,002)
Seal Beach	3	3,878	(105)
Tustin	24	31,731	(856)
Westminster	52	68,574	(1,851)
Total	1336	\$ 1,762,822	\$ (47,591)

NOTES:

- [1] FY 2018/19 Budget estimated based on the Governor's Proposed State Budget issued January 10, 2018, and approved by the CCP Committee on February 22, 2018.
- [2] Amounts for Growth Funds are net of the 10% transfer into the Local Innovation Subaccount per Government Code section 30029.07
- [3] Amounts allocated to Local Law Enforcement based on the average number of reported PCS for calendar year 2017 based on OC Probation AB109 Monthly Stats for the period of January 2017 to December 2017. Allocation is calculated for those offenders pertaining to Orange County only.
- [4] Projections based on notifications received from CSAC dated October 3 and October 9, 2018. Decrease is attributable to sales tax received being less than anticipated.

**2011 Public Safety Realignment (AB 109)
Strategic Financial Plan Forecast (2018)
Period Through FY 2023/24**

Department	FY 17/18 (Actuals)	FY 18/19 (Estimate)	FY 19/20 (Proj)	FY 20/21 (Proj)	FY 21/22 (Proj)	FY 22/23 (Proj)	FY 23/24 (Proj)
Sheriff	45,847,444	48,881,156	50,000,000	52,981,178	56,021,982	59,123,599	62,287,250
Probation	18,513,552	18,828,296	20,000,000	21,192,472	22,408,792	23,649,439	24,914,900
HCA (In/Post Custody)	17,808,368	18,556,734	20,000,000	21,192,472	22,408,792	23,649,439	24,914,900
District Attorney	848,018	905,207	1,500,000	1,589,435	1,680,659	1,773,708	1,868,618
Public Defender	848,018	905,207	1,500,000	1,589,435	1,680,659	1,773,708	1,868,618
Local Law Enforcement	793,520	1,810,413	1,900,000	2,013,285	2,128,836	2,246,698	2,366,916
CEO / CCP Coordinator / Support	142,834	181,041	160,000	169,540	179,270	189,195	199,319
Reentry Services	-	452,603	450,000	476,831	504,198	532,113	560,586
Other Projects	-	-	601,394	637,251	673,828	711,135	749,185
Total AB109 Funding	84,801,754	90,520,657	96,111,394	101,841,898	107,687,015	113,649,033	119,730,291
CCP Planning/Training Funds	200,000	200,000	200,000	200,000	200,000	200,000	200,000
District Attorney/Public Defender (LE04)							
District Attorney	1,230,302	1,435,825	1,594,747	1,757,642	1,923,795	2,093,272	2,266,138
Public Defender	1,230,302	1,435,825	1,594,747	1,757,642	1,923,795	2,093,272	2,266,138
Total PCS Funding	2,460,604	2,871,650	3,189,494	3,515,284	3,847,590	4,186,544	4,532,276
TOTAL AB109/CCP/PCS FUNDING	87,462,358	93,592,307	99,500,888	105,557,182	111,734,605	118,035,577	124,462,567

Notes:

Amounts include growth funds net of the 10% transfer into the Local Innovation Subaccount per Government Code section 30029.07.

Growth for FY 2019/20 is based on State Budget amounts. Forecasts for FY 2020/21 to 2023/24 include growth funds increasing consistent with estimates for Prop 172 at 2.5%, 2.0%, 2.0%, and 2.0% respectively.



Public Safety Realignment in Orange County

3rd Quarter 2018 Report *July to September*

Prepared by:

Orange County Community Corrections Partnership



VISION STATEMENT

“Enhancing the quality of life of Orange County residents by promoting public safety, reducing recidivism and creating safer communities.”

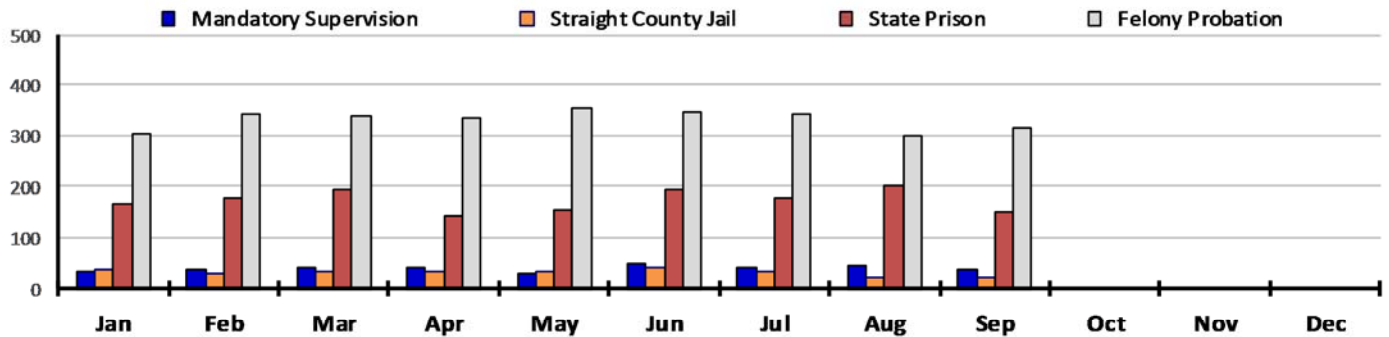
MISSION STATEMENT

The **Mission** of the Orange County Community Corrections Partnership is to enhance public safety by holding offenders accountable and reducing recidivism by utilizing fiscally responsible, quantifiable, evidenced based and promising practices that support victims and community restoration.

I. FILINGS

Measure	Monthly Average	CY 2018	Q1			Q2			Q3			Q4		
			Jan	Feb	Mar	Apr	May	Jun	Jul	Aug	Sep	Oct	Nov	Dec
Felony Filings	939	8,451	917	805	927	985	1,044	888	973	1,094	818			

II. INITIAL SENTENCING



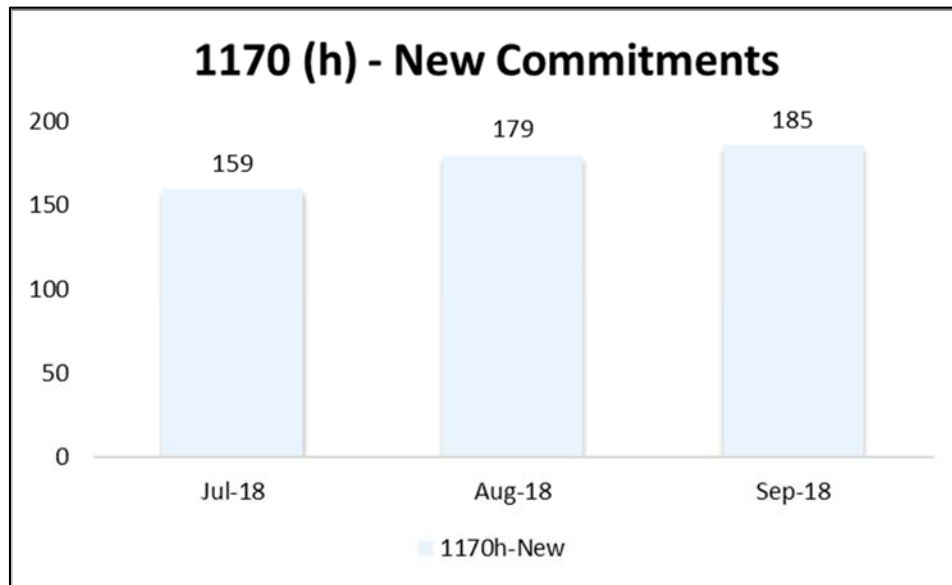
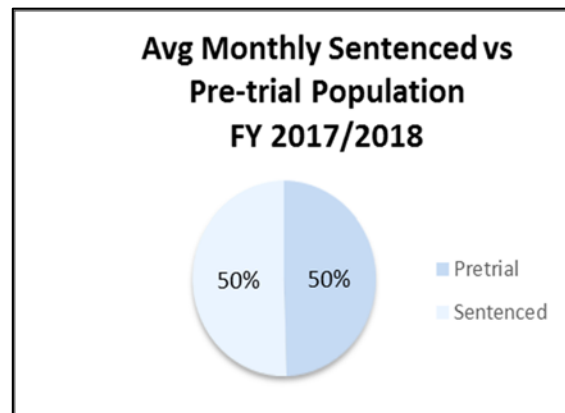
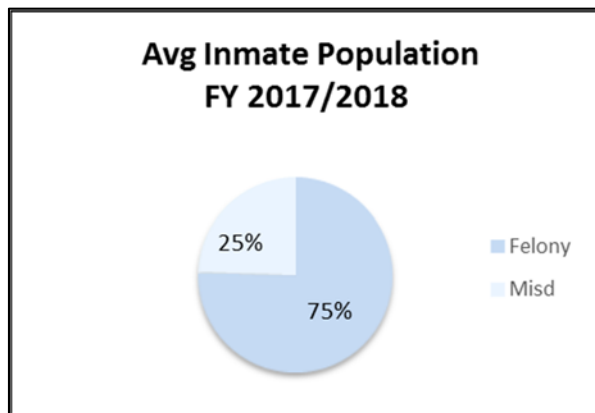
Sentencing Type	Month Avg	CY 2018	Q1			Q2			Q3			Q4			
			Jan	Feb	Mar	Apr	May	Jun	Jul	Aug	Sep	Oct	Nov	Dec	
A. Mandatory Supervision ("split") <i>[PC§1170(h)(5)(b)]</i>	7%	40	356	34	36	41	43	30	47	42	46	37			
B. Straight County Jail <i>[PC§1170(h)(5)(a)]</i>	5%	31	278	37	29	32	32	33	40	32	22	21			
C. State Prison <i>(non PC§1170 eligible)</i>	30%	173	1,561	167	176	195	143	154	195	179	203	149			
D. Felony Probation <i>[PC§1203.1]</i>	58%	330	2,972	304	340	337	336	352	346	343	300	314			
E. TOTAL	100%	574	5,167	542	581	605	554	569	628	596	571	521	0	0	0

III. PETITIONS /COURT'S MOTIONS TO REVOKE/MODIFY

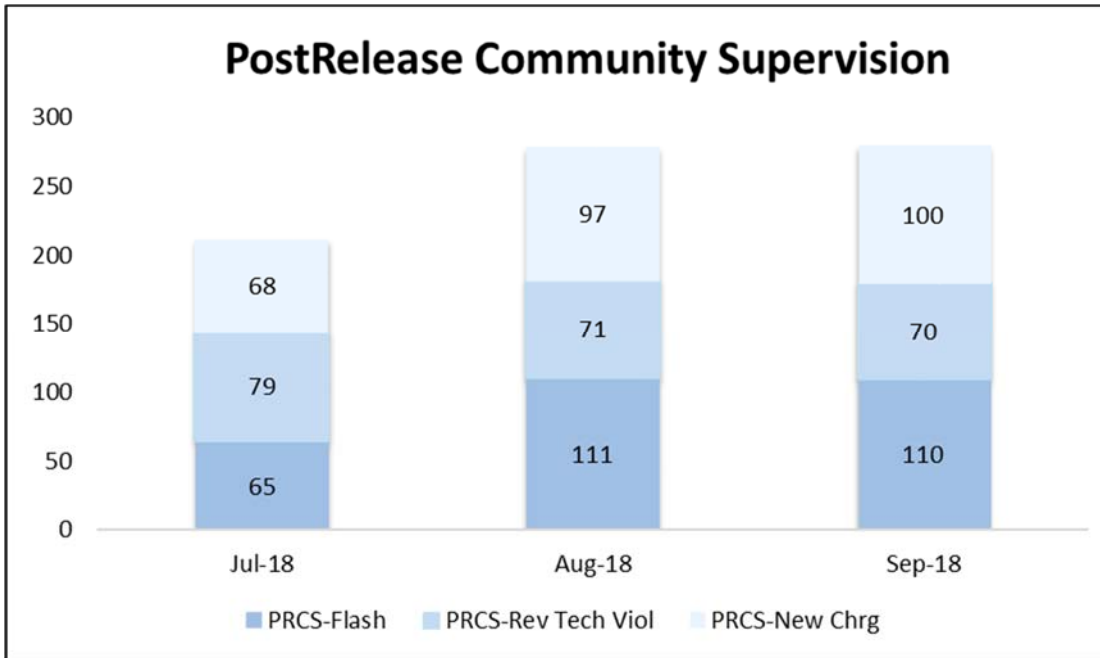
Petitions / Court's Motions	Month Avg	CY 2018	Q1			Q2			Q3			Q4			
			Jan	Feb	Mar	Apr	May	Jun	Jul	Aug	Sep	Oct	Nov	Dec	
A. Mandatory Supervision ("split")	5%	42	374	37	33	41	30	44	31	39	66	53			
B. Postrelease Community Supv	19%	168	1,511	198	150	141	187	190	142	167	165	171			
C. Parole	6%	54	489	60	55	54	50	74	46	60	53	37			
D. Felony Probation	70%	625	5,626	705	560	603	705	664	635	592	603	559			
o Petitions	35%	308	2,771	351	271	292	331	359	327	293	289	258			
o Court's Motion	36%	317	2,855	354	289	311	374	305	308	299	314	301			
E. TOTAL	100%	889	8,000	1,000	798	839	972	972	854	858	887	820	0	0	0



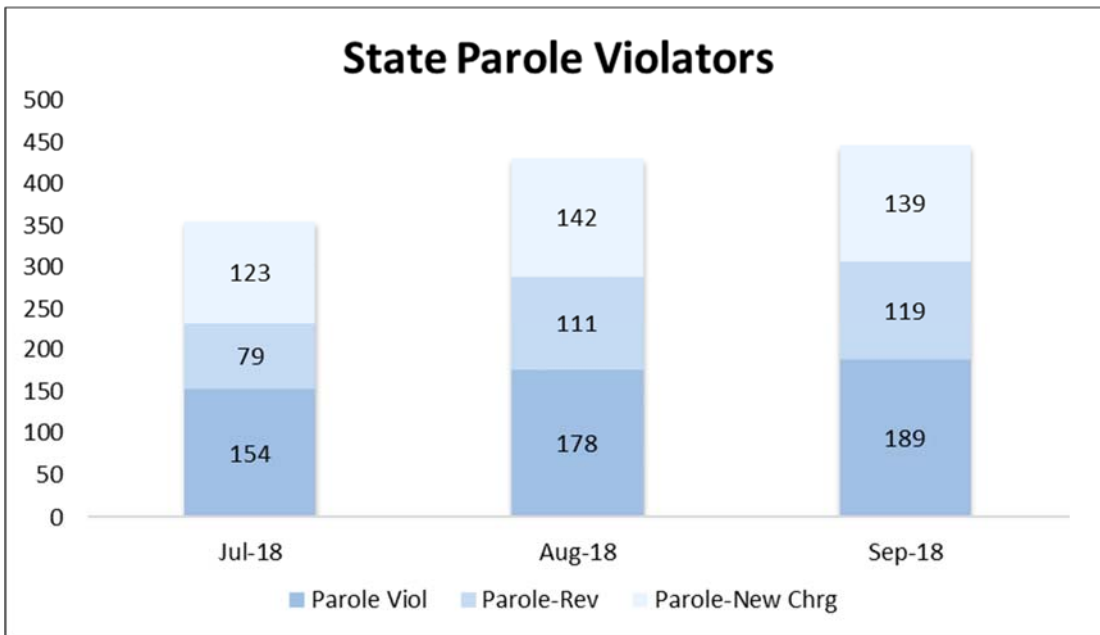
AVG Monthly PRCS Violators Booked	Mental Health Treatment			AVG Monthly Population of PC 1170(h)
149.00 per month	<i>Open Cases</i>	<i>New Cases</i>	<i>Rec. Psy. Drugs</i>	470.00 Serving an average of 183.81 days
Average Length of Stay 57.89	1916	299	998	
	<i>Sick Calls</i>	<i>Dr. Visits</i>	<i>Off Site Dr. Visits</i>	
	7627	6004	195	



- Total number of PC 1170 (h) offenders (non-violent, non-serious, non-sex offenders) sentenced to the Orange County Jails as a new commitment. Includes both straight and split sentences.



- Total number of Post-Release Community Supervision offenders booked on a 1) PC 3454(c) flash incarceration; 2) PC3455(a) – revoked for technical violation; and 3) for new charges.



- Total number of state parole violators booked on a 1) PC3056(a) parole violation only; 2) received jail time as a result of a parole revocation hearing; and 3) any new offense(s) including 1170(h) charges.



Introduction:

In the last few years, the Public Defender’s Office has seen an extraordinary growth in cases and clients who qualify for Realignment services. Our office approaches its duty to reduce recidivism and help our clients thoughtfully and carefully. To that end, we continue to staff our unit with three experienced attorneys, two resource paralegals, an attorney clerk, and a staff specialist. In addition, non-dedicated staff assist with any investigation or clerical needs. Lawyers from the Writs & Appeals Unit are available to assist lawyers in litigating issues on behalf of our Realignment clients. We also employ a team of interns, ranging from college students to graduate school students to post-bar clerks, to help with AB 109 and Realignment issues.

3rd Quarter Updates:

In this quarter, our Realignment team, consisting of our Executive Manager for the unit, our paralegals, and several of our lawyers attended Orange County’s 4th Annual Reentry Resource Fair at the Honda Center in Anaheim. Our team consulted with dozens of individuals, offered information on expungement and post-conviction relief services, networked with other resource organizations, and provided resources to those in need.

PCS, MS, and Parole Cases:

As predicted, the numbers of PCS, MS, and Parole cases have consistently increased over the past several years. This quarter alone, our lawyers made 1,457 court appearances, with 27 contested hearings. Our office opened a total of 839 new AB 109 cases this quarter.

PCS Cases Opened	MS Cases Opened	Parole Cases Opened	Total Court Appearances (includes PCS, MS and Parole)	Contested Hearings
500	189	150	1457	27

In addition to the above matters, the Realignment team of attorneys have been active in filing Proposition 47 petitions to reduce felony drug and theft convictions to misdemeanors. This quarter, 347 petitions were filed, with significant benefit to the clients. The team has also filed for dismissals and reductions of certain marijuana charges pursuant to Proposition 64 with a total of 61 petitions filed.

Given this significant growth of reentry cases, our office has found it difficult to absorb the increased workload with existing resources and will be working with the County Budget Office to address current and projected needs.

Our two dedicated resource paralegals work closely with clients to help them acclimate in society after release from prison. Our paralegals attend and present at fairs and clinics in the community where they assist clients with obtaining resources to help lower recidivism rates. Paralegals also staff expungement clinics and assist clients with resources for expungement relief and assistance via Prop. 47 and Prop. 64. Our paralegals also continue to collaborate with OC Probation, the Division of Adult Parole Operations (DAPO) of the California Department of Corrections and Rehabilitation (CDCR), Sheriff’s Department (OCSD), and Health Care Agency (HCA). On a weekly basis, they visit the day reporting



Orange County Public Defender's Office
 Sharon Petrosino, Public Defender



centers run by OC Probation and DAPO. In addition, they work with the OCSD on the "All In" reentry program to assist realignment clients in connecting with services and addressing their criminogenic factors.

Our paralegals assist our clients with the often arduous application process to obtain valid forms of identification, including driver's licenses, birth certificates, and immigration documents. They also assist with General Relief, food stamp benefits, and Medi-Cal for clients. Our paralegals further help our clients with obtaining housing, sober living and drug treatment, and mental health resources. Our paralegals are specifically trained to assist our veteran clients obtain military assistance, as well.

Our paralegals provide assistance to our Realignment clients in the form of jail visits, phone calls, and resource referrals. They also assist clients in obtaining forms of identification, including driver's licenses, birth certificates, and military ID. This helps our clients in their efforts to obtain housing and employment, further reducing their likelihood for recidivism.

Client Jail Visits	Client Program Visits	Phone Calls (to/from clients)	Program and service referrals	Obtaining Valid Forms of Identification
37	47	546	108	157



Number of Petitions Filed

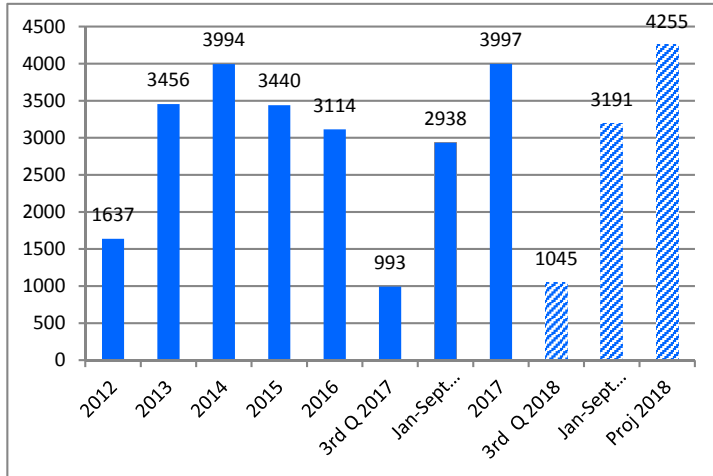
Filings	Jul-Sep
PCS Petitions Filings (Estimate)	595
Active PCS Defendants	63
Warrant PCS Defendants	324

Filings	Jul-Sep
MSV Petition Filings	191
Active MSV Defendants	76
Warrant MSV Defendants	314

Filings	Jul-Sep
Parole Petitions Filings (Estimate)	120
Active Parole Defendants	10
Warrant Parole Defendants	0

Set Court Proceedings

PCS Proceedings



Post Release Community Supervision proceedings were up 5% in the 3rd quarter of 2018 as compared to the same time frame of last year.

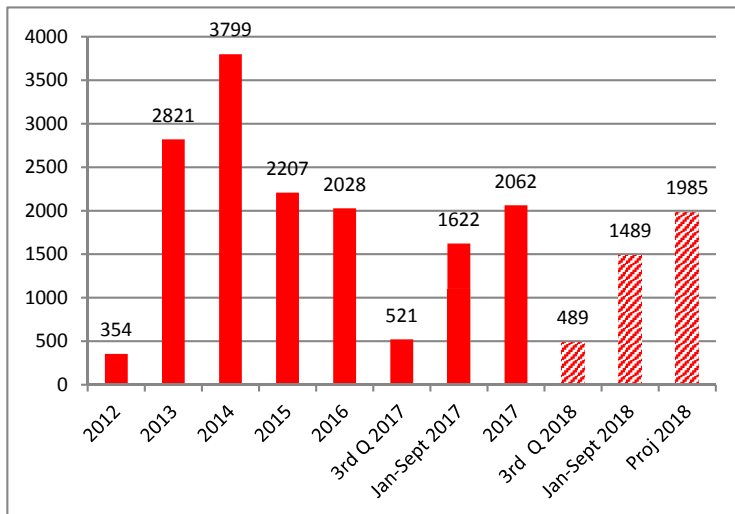
Current 2018 statistics for PCS proceedings indicate that the OCDA will appear in 6% more proceedings as 2017 statistics.

We are projected to appear in more Post Release Community Supervision proceedings in 2018 than in other previous years.

Petition Dispositions	2015	2016	3rd Q 2017	Jan-Sept 2017	2017	3rd Q 2018*	Jan- Sept 2018*	2018*	Proj Annual % Change
Dismissed	192	162	34	114	134	31	86	115	-14%
Sustained No Time	532	654	248	678	896	263	785	1047	17%
Sustained Serve Specified Time	1005	1152	419	1136	1551	460	1434	1912	23%
PRCS Terminated	173	4	2	3	9	3	13	17	93%
Total	1902	1972	703	1931	2590	757	2318	3091	19%

*Amounts reported are still being updated.

MSV Proceedings



Mandatory Supervision Violation filings have decreased by 8% in the 3rd quarter of 2018 as compared to the same time frame of last year.

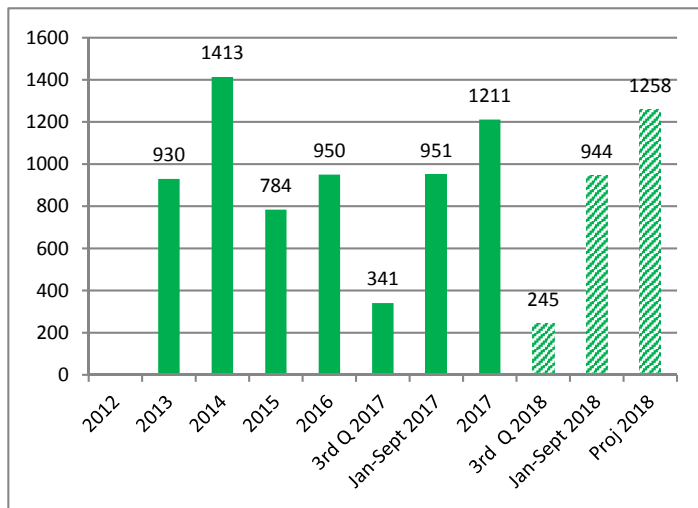
Current 2018 statistics for MSV proceedings indicate that the OCDA will appear in 4% fewer proceedings than in 2017.

It seems we have reached a plateau in relation to filings, proceedings, and dispositions.



Petition Dispositions	2015	2016	3rd Q 2017	Jan-Sept 2017	2017	3rd Q 2018*	Jan-Sept 2018*	2018*	Jan-Sept % Change	Proj Annual % Change
Dismissed	14	25	6	17	21	7	13	17	-24%	-17%
Sustained No Time	37	35	12	34	39	4	32	43	-6%	9%
Sustained Serve Specified Time	413	496	115	400	515	130	408	544	2%	6%
Sustained Returned for Remaining Term	183	194	59	145	205	50	175	233	21%	14%
MSV Terminated - Sentence Deemed Complete	62	38	13	50	57	8	19	25	-62%	-56%
Prop 47 Reduced Cases - MSV Terminated	127	6	1	3	3	0	1	1	-67%	-56%
Total	836	794	206	649	840	199	648	864	0%	3%

Parole Proceedings



AB 109 required the OCDA to handle Parole Violations beginning in July of 2013.

The 3rd quarter of 2018 saw a decrease of 28% as compared to that same time frame in 2017.

Current 2018 statistics for Parole Violations indicate that the OCDA will appear in 4% more proceedings than in 2017.

Petition Dispositions	2015	2016	3rd Q 2017	Jan-Sept 2017	2017	3rd Q 2018*	Jan-Sept 2018*	2018*	Proj Annual % Change
Dismissed	26	28	8	24	29	10	42	56	93%
Sustained No Time	4	1	0	3	3	1	1	1	-56%
Sustained Serve Specified Time	316	362	133	383	514	118	391	521	1%
Terminated	5	0	0	0	0	0	0	0	n/a
Total	351	391	141	410	546	129	434	579	6%

Data Sources

The Office of the District Attorney (OCDA) tracks filings for Mandatory Supervision Violations in the DA Complaint Management System (CMS). This includes cases that go to warrant. However, resources are not available to track all filings for Post Release Community or Parole Violations; therefore, these numbers can only be estimated. The OCDA does track all proceedings/hearings scheduled for these AB 109 Violations.

The Central Justice Center handles all the Post Release Community Supervision (PCS) Violations. The PCS proceedings are heard in C58 on Wednesdays. They are also heard in CJ1, when defendant is in custody. Cases are most often not entered into the OCDA's CMS until a hearing is set. Cases are updated as new hearings are scheduled and dispositions and sentences are being entered into CMS.

Mandatory Supervision Violations (MSV) are heard in all courts. MSV hearings are part of the data exchange with VISION and are included in the automated data exchange between the OCDA and the Courts. Cases are updated as new hearings are scheduled and dispositions and sentences are being entered into CMS.

Parole Violations are heard at the Central Justice Center. They are heard in CJ1 on Thursdays. Cases are only entered into the OCDA's CMS once a hearing is set. Cases are updated as new hearings are scheduled and dispositions and sentences are being entered into CMS.

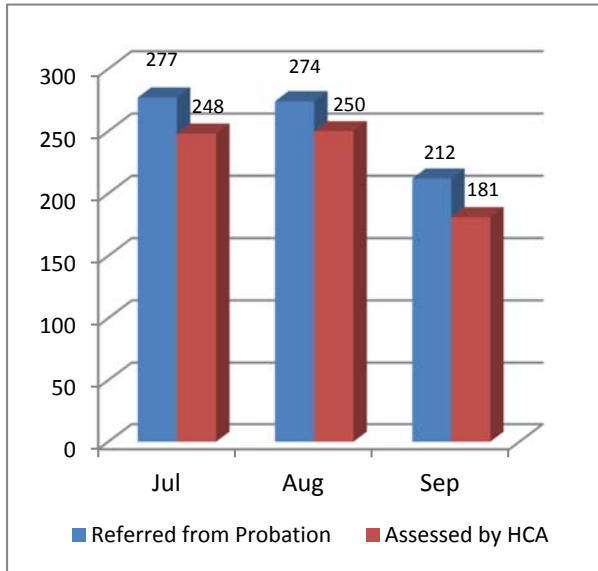
OCDA Representative
Beth Costello
Head of Court, Central Justice Center

OCDA Data Expert
Katie J.B. Parsons, Ph.D.
Research Manager

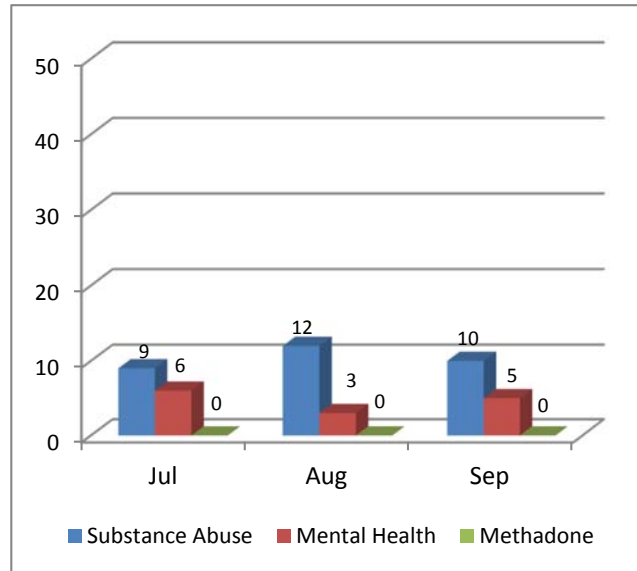


Referrals and Admissions

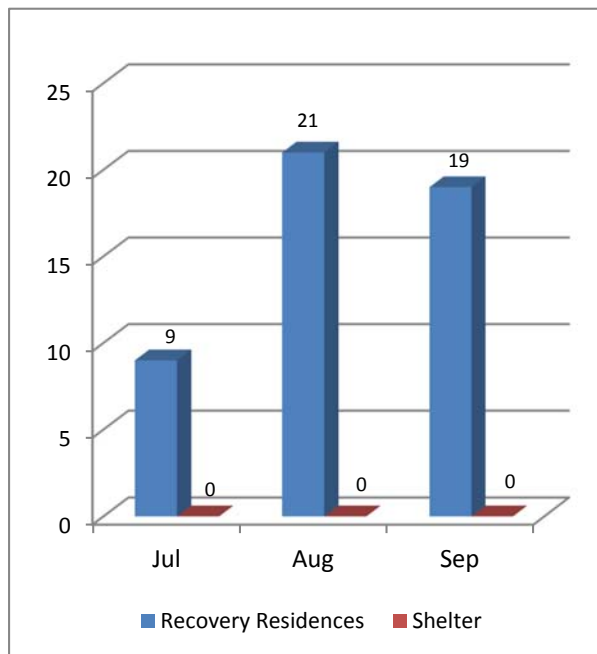
Probation Referrals & HCA Assessments



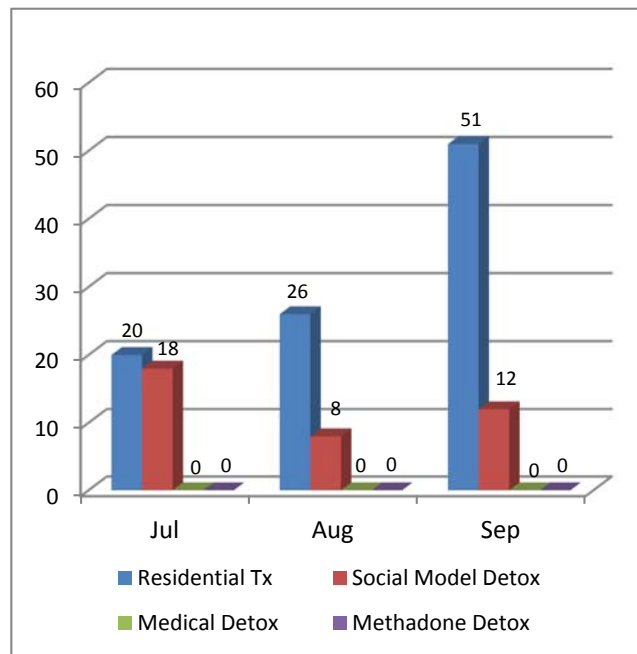
Admitted to Outpatient Treatment



Admitted to Housing



Admitted to Residential Treatment/Detox





AB 109 referrals and admissions to HCA Behavioral Health Services from July 2018 – September 2018:

Referrals Jul-Sep 2018	Total	Admissions Jul-Sep 2018	Total
Outpatient SUD Tx	154	Outpatient SUD Tx	31
Residential SUD Tx	194	Residential SUD Tx	97
Social Model Detox	51	Social Model Detox	38
Medical Detox	3	Medical Detox	0
Methadone Detox	1	Methadone Detox	0
Methadone Maintenance	1	Methadone Maintenance	0
Vivitrol	10	Vivitrol	7
Mental Health Outpatient	22	Mental Health Outpatient	14
Psychiatrist	12	Psychiatrist	6
Full Service Partnership (FSP)	18	Full Service Partnership (FSP)	13
Shelter Beds	0	Shelter Beds	0
Recovery Residences	49	Recovery Residences	49
Moral Reconciliation Therapy	1	Moral Reconciliation Therapy	0

Behavioral Health Services:

HCA continues to partner with Probation by providing behavioral health assessments, referrals and linkages, and services. Effective July 1, 2018, the County of Orange HCA became a part of the Drug Medical Organized Delivery System (DMC-ODS) Waiver which created a continuum of care and has specific requirements. The goal is to provide timely access to different levels of care based on the American Society of Addiction Medicine (ASAM) criteria. All services provided under DMC-ODS must have justification for that level of care. With the implementation of DMC-ODS, some workflows have changed. All AB 109 residential treatment referrals are now sent to the Residential Placement Coordinator who coordinates placement based on a capacity list that is updated on a daily basis. Recovery residences are available as appropriate upon completion of residential treatment and/or while enrolled in an outpatient treatment program.

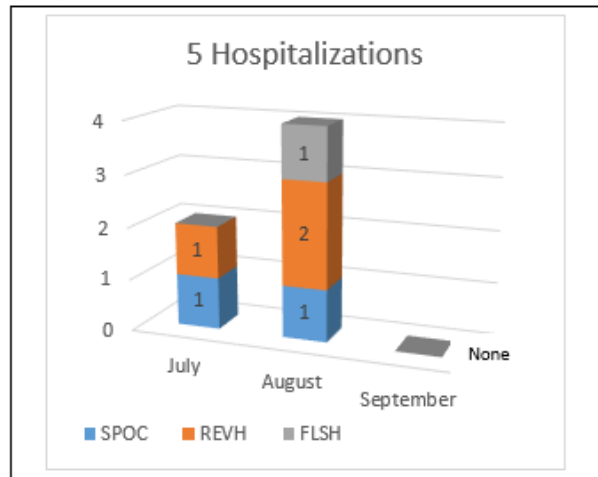
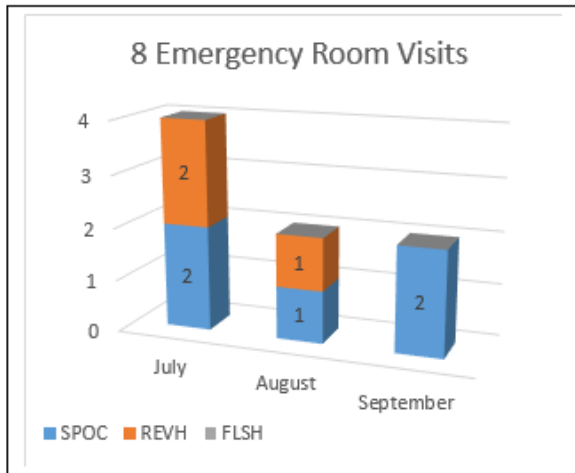
During this quarter, there were 763 referrals received from probation. Of the total referrals received, 679 or 89% were assessed by HCA’s AB 109 screening team. Of those assessed, 516 referrals were made for services and of those referrals made, 255 or 49% resulted in admission. When a participant does not enroll in services probation is notified and the HCA AB 109 behavioral health team works with the probation officer to engage the participant into appropriate services. Of the different services, 38% of referrals made were for residential services, 30% for outpatient substance use treatment, 11% for detox services, 9% for recovery residences, 4% for mental health outpatient services, 2% of FSP, and 2% for Vivitrol.



Correctional Health Services:

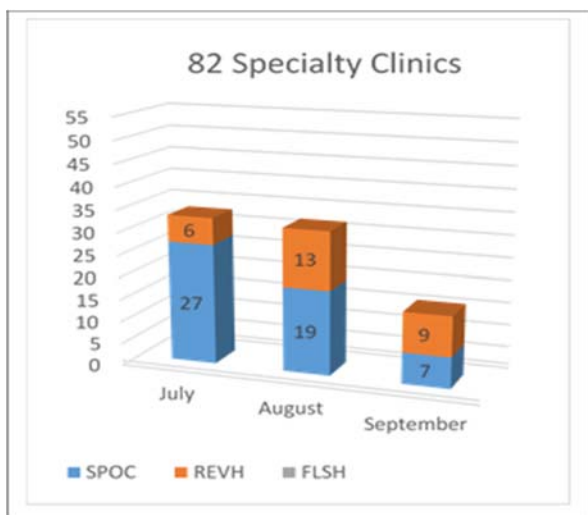
Correctional Health staff administered Vivitrol to ten (10) inmates prior to their release. Coordinated follow-up is arranged for these individuals to receive additional injections post-release via BHS out-patient services.

Thirteen (13) AB 109 inmates were either hospitalized or treated in the Emergency Department. This is a decrease from the previous quarter reflecting fourteen (14) inmates.



All primary care physician services are provided within the jail; however, when an AB 109 inmate needs specialty services, they are transported to specialty medical clinics off-site (such as, Cardiology, Nephrology, Oncology, OB, Surgery, etc.). There are currently nearly 26 specialty clinic services available with 82 clinic visits completed during the 3rd quarter of 2018 for AB 109 inmates specifically. This equates to approximately 14% of specialty clinic services business—with only 11% of the total jail population being AB 109 status.

82 Specialty Clinic Appointments			
AB109 Type:	SPOC	REVH	Total Per Clinic
Total Number of Appointments	53	29	
Cardiology	2	2	4
Diagnostics		1	1
Dialysis	20		20
ENT		2	2
General Surgery Clinic	4	4	8
Hematology/Oncology	1		1
Infectious Diseases	1		1
OB/GYN		3	3
Ophthalmology	4	2	6
OR/Surgery	1	2	3
Oral Surgery	2	1	3
Orthopedics	11	8	19
Radiology	6	3	9
Retinal Specialist	1		1
UTS		1	1
			82



In-custody Correctional Health Services triages and screens every AB 109 inmate in the jail to determine their medical and mental health needs and subsequent treatment and medication plan. The volume of patients is reflected in the Sheriff's section of this report, as all in-custody inmates on the Sheriff's census are also managed by in-custody healthcare staff.



Since the inception of AB 109 through September 30, 2018, OC Probation has supervised 8,022 former state prisoners.

Postrelease Community Supervision

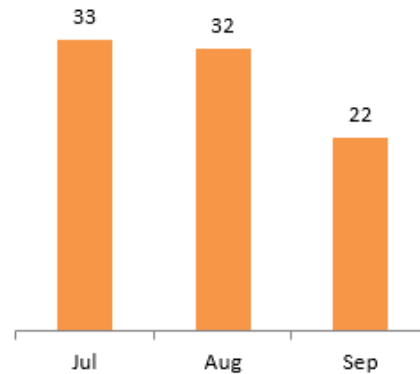
As of September 30, 2018

1,464

individuals were on PCS active supervision.

PCS individuals without custodial sanctions are mandatorily discharged after one year. During the third quarter of 2018, 87 individuals were released on one-year mandatory terminations.

1 Year Mandatory Termination Discharges Pursuant to 3456(a)(3)



PCS Controlling Offense (All Felonies)	Person	Property	Drug	Weapons	Other
	12%	33%	33%	9%	14%

Mandatory Supervision

Individuals with MS Convictions from October 1, 2011 through September 30, 2018 = 3,700

Mandatory Supervision (MS) individuals are offenders sentenced under PC § 1170(h) who receive jail time followed by supervision. During the third quarter of 2018, 95 individuals were sentenced to MS. As of September 2018, 442 individuals are actively supervised while 367 individuals are on active warrant. In addition, 131 individuals were sentenced but are still in Orange County Jails – once released, OC Probation will supervise them.

Day Reporting Center (DRC)

207 Program Referrals*		155 Program Entries*		133 Program Discharges*	
Referral Reason (%)		Risk Level at Entry (%)		Phase at Exit 1-3 (%)	
Benefit to Participant	53%	High	64%	1	81%
Sanction	21%	Medium	19%	2	6%
Both	6%	Low	7%	3	13%
Unknown	20%	Not Assessed	10%	Intake/Orientation	0%

* Includes West County DRC which opened 9/25/2017