

AGENDA

REGULAR MEETING ORANGE COUNTY COMMUNITY CORRECTIONS PARTNERSHIP

Thursday, October 22, 2020, 2:00 P.M.



MEETING HELD BY ZOOM AND TELECONFERENCE ONLY

****Pursuant to the provisions of California Governor's Executive Order N-29-20, issued on March 17, 2020, this meeting will be held by Zoom and teleconference. Members of the public may attend and participate by following the instructions below.****

STEVE SENTMAN, Chair
Chief Probation Officer

DON BARNES
Sheriff-Coroner

TOM DARÉ
Chief of Police, Garden Grove

JEFF NAGEL
Health Care Agency

MARTIN SCHWARZ, Interim
Public Defender

TODD SPITZER
District Attorney

*The Orange County Community Corrections Partnership welcomes you to this meeting. This agenda contains a brief general description of each item to be considered. The Partnership encourages your participation. If you wish to speak on an item contained in the agenda, please press *9 following the Chair's invitation from the public to speak. Once acknowledged and prompted by the Chair or Clerk, you may begin to speak. Except as otherwise provided by law, no action shall be taken on any item not appearing in the agenda. When addressing the Partnership, please state your name for the record prior to providing your comments.*

**** INSTRUCTIONS FOR ATTENDING THE MEETING BY TELECONFERENCE****

Members of the public may observe and participate in the meeting telephonically. To attend the meeting via teleconference please call:

- iPhone one-tap: US: +16699009128, 81184021530# or +12532158782, 81184021530# or
- Telephone: Dial (for higher quality, dial a number based on your current location): US: +1 669 900 9128 or +1 253 215 8782 or +1 346 248 7799 or +1 301 715 8592 or +1 312 626 6799 or +1 646 558 8656

Webinar ID: 811 8402 1530 (once you enter this code, you should be automatically connected to the call; you will remain on the line until meeting begins).

****In compliance with the Americans with Disabilities Act, those requiring accommodation for this meeting should notify the Clerk of the Board's Office 72 hours prior to the meeting at (714) 834-2206****

AGENDA

All supporting documentation is available for public review in the office of the Clerk of the Board of Supervisors located in the Hall of Administration Building, 333 W. Santa Ana Blvd., 10 Civic Center Plaza, Room 465, Santa Ana, California 92701 during regular business hours, 8:00 a.m. - 5:00 p.m., Monday through Friday.

ADMINISTRATIVE MATTERS: (Items 1 - 7)

At this time, members of the public may ask the Partnership to be heard on the following items as those items are called.

1. Welcome and Introductions
2. Receive and file Recidivism Reduction Grant (RRG) outcome data report
3. Discussion and approval of project to be funded with FY 2020-21 and FY 2021-22 Public Safety Realignment: Enhancing Quality and Access to Collaborative Treatment Court Programs data (Courts - \$533, 853) *(Continued from 2/27/20, Item 2 and 7/23/20, Item 7)*
4. Discussion and approval of project extension for Standardizing Policy and Procedure Manuals (Courts - \$11,000)
5. Receive and file 2020 Strategic Financial Plan Projections
6. Receive and File Quarterly Report for July - September 2020
7. Realignment Updates:
 - CCP Coordinator
 - Probation
 - Sheriff
 - District Attorney
 - Public Defender
 - Courts
 - Health Care/Mental Health
 - Local Law Enforcement
 - Board of Supervisors
 - Social Services
 - OC Community Resources
 - OC Department of Education
 - Community-Based Organization (Representative)
 - Waymakers (Victims Representative)

AGENDA

PUBLIC & PARTNERSHIP COMMENTS:

At this time members of the public may address the Orange County Community Corrections Partnership on any matter not on the agenda but within the jurisdiction of the Partnership. The Partnership or Chair may limit the length of time each individual may have to address the Partnership.

PUBLIC COMMENTS:

PARTNERSHIP COMMENTS:

ADJOURNMENT

NEXT MEETING:

February 25, 2021 Regular Meeting, 2:00 P.M.



RECIDIVISM REDUCTION GRANT

EXIT TYPES AND REARRESTS

OCTOBER 15, 2020

The following tables provide information on the Recidivism Reduction Grant for the period beginning in May 2016 through December 2019. The data was provided by OC Probation's Admin & Fiscal staff from grant payment records. The data was reviewed by the Research Unit and missing data (i.e. Discharge Type and Dates) was filled in with information from ICMS DPO notes.

| May 2016 through December 2019 | | | | |
|--------------------------------|------------|------------------|----------------|--------------------|
| PROVIDER | Completed | Did Not Complete | No Fault/Other | TOTAL PARTICIPANTS |
| Colettes Children | 25 | 9 | 2 | 36 |
| Five Points Sober Living | 7 | 6 | 1 | 14 |
| New Life Spirit | 21 | 52 | 3 | 76 |
| Phoenix House of Orange County | 15 | 1 | | 16 |
| Straight Talk Clinic | 15 | 13 | 5 | 33 |
| The Cottages | 4 | 2 | 1 | 7 |
| The Villa Center | 1 | | | 1 |
| TOTAL | 88 | 83 | 12 | 183 |
| Percent | 48% | 45% | 7% | 100% |

- * Seven providers served 183 individuals from May 2016 through December 2019. Of the 183, 48% completed the program while 45% did not complete.

| Exited by June 2019 | | | |
|---------------------|--------------------|--|--------------------|
| EXIT TYPE | Total Participants | Number with Arrests for New Crimes 1-Year after Exit | 1-Year Arrest Rate |
| Completed | 81 | 7 | 8.6% |
| Did Not Complete | 80 | 23 | 28.8% |
| No Fault/Other | 12 | 1 | 8.3% |
| TOTAL | 173 | 31 | 17.9% |

- * One year after exiting the program (follow-up period through June 30, 2020), participants who completed had much lower rates of arrests compared with those who did not complete – 8.6% vs. 28.8%.

AB109 Working Group – January 2020 Projects for AB109 Funding Consideration

- **Funding Available**

The following table summarizes the funding set aside for CCP Approved Projects and the projects approved by the Committee as of the last CCP Committee Meeting. The State has finalized the amount of Growth Funds to be received. Note that the revised amount is \$4.5M and is about \$1.8M less than the budgeted amount of \$6.3M and is net of the 10% allocated to the Innovation Fund.

| Project | Request FY19/20 | Request Future Years | Anticipated Set Aside | CCP Planning / BSCC Survey |
|---|------------------|----------------------|-----------------------|----------------------------|
| Carryover from FY 18/19 | | | 440,705 | |
| Approved Use of Funds | | | 4,448,900 | 1,397,044 |
| CCP Coordinator | | | | (160,000) |
| UCI Study | | | | (548,602) |
| Substance Use Beds for Reentry Population | 500,000 | 1,000,000 | (500,000) | |
| NADCP Annual Conference | 36,000 | | | (36,000) |
| Evaluation of Recidivism Reduction Advisors | 30,000 | | | (30,000) |
| Standardizing Policy and Procedures Manuals | 14,000 | | (14,000) | |
| Collaborative Court Training Day Speaker | 5,000 | | | (5,000) |
| AB109 Task Force | 310,422 | | (310,442) | |
| Reentry Services * | 4,000,000 | | (3,969,183) | |
| Research & Planning | 100,000 | | | (100,000) |
| Probation Officer for AB109 Task Force | 95,980 | | (95,980) | |
| Subtotal | 5,091,402 | 1,000,000 | (0) | 517,442 |
| Proposed Projects | | | | |
| Collaborative Treatment Court Programs Data | | 533,853 | | |
| Projected Ending Balance | 5,091,402 | 1,533,853 | (0) | 517,442 |

*Reentry Services adjusted to amount remaining

- **Enhancing Quality and Access to Collaborative Treatment Court Programs Data**
Not recommended by AB109 Sub-Group on 1/7/2020. Sub-Group recommends the Superior Court pursue other funding sources to complete the project.

Funding is requested to support the costs for one limited-term Data Analyst II and one limited-term Program Coordinator Specialist, who will be dedicated to performing data collection, analysis, and reporting for the Collaborative Treatment Court programs over the next two fiscal years. The Collaborative Treatment Court programs are specialized court tracks that integrate treatment and social services, strict oversight accountability, a team approach to decision-making, and frequent interaction between the judicial officer and participants.

The requested amount is for the next two fiscal years starting FY 2020/21 of \$265,758 (Year 1) and FY 2021/22 of \$268,095 (Year 2) for a total of \$533,853.

ITEM 3

TABLE 1

| Project Description FY 19-20 | AB 109 Funding for Approved Projects | | Remaining Balance |
|---|--------------------------------------|------------------|--------------------|
| | BUDGETED | EXPENDED | |
| Carryover from FY 18-19 | 440,705 | | 440,705 |
| Approved Use of Funds | 4,448,900 | | 4,448,900 |
| Total Funds Available | 4,889,605 | | 4,889,605 |
| Dedicated Bridge Housing for Reentry Population | (500,000) | 0 | (500,000) |
| Standardizing Policy and Procedures Manuals | (14,000) | (3,000) | (11,000) |
| AB109 Task Force | (310,442) | (310,422) | (20) |
| Reentry Services | (3,969,183) | 0 | (3,969,183) |
| Probation Officer for AB109 Task Force | (95,980) | (88,695) | (7,285) |
| Total Approved Projects | (4,889,605) | (402,117) | (4,487,488) |

| Project Description FY 20-21 | AB 109 Funding for Approved Projects |
|---|--------------------------------------|
| | COMMITTED |
| Carryover from FY 19-20 | 4,487,488 |
| Total Funds Available | 4,487,488 |
| Dedicated Bridge Housing for Reentry Population | (500,000) |
| Standardizing Policy and Procedures Manuals | (11,000) |
| Reentry Services | (3,969,183) |
| Total Committed Projects | (4,480,183) |
| Remaining Balance | 7,305 |

Note 1 The remaining balances from the projects that were completed as of 6/30/20 were reassigned back into the AB 109 Funding for Approved Projects pot, which included the DA's AB 109 Task Force and the Probation Officer for the AB 109 Task Force.

Note 2 The Standardizing Policy and Procedures Manuals project was recommended by the AB 109 Subgroup to be extended until the end of the calendar year, or 12/31/2020.

TABLE 2

| Project Description FY 19-20 | CCP Planning / BSCC Survey | | Remaining Balance |
|---|----------------------------|------------------|-------------------|
| | BUDGETED | EXPENDED | |
| Carryover from FY 18-19 | | | |
| BSCC Funds Received | 200,000 | | 200,000 |
| Approved Use of Funds | 1,397,044 | | 1,397,044 |
| Total Funds Available | 1,597,044 | | 1,597,044 |
| CCP Coordinator | (160,000) | (56,220) | (103,780) |
| UCI Study | (548,602) | (32,867) | (515,735) |
| NADCP Annual Conference | (36,000) | (5,204) | (30,796) |
| Evaluation of Recidivism Reduction Advisors | (30,000) | (13,890) | (16,110) |
| Collaborative Court Training Day Speaker | (5,000) | (1,104) | (3,896) |
| Research & Planning | (100,000) | 0 | (100,000) |
| Total Approved Projects | (879,602) | (109,286) | (770,316) |

| Project Description FY 20-21 | CCP Planning / BSCC Survey |
|---|----------------------------|
| | COMMITTED |
| Carryover from FY 19-20 | 1,487,758 |
| BSCC Funds Expected | 200,000 |
| Total Funds Available | 1,687,758 |
| CCP Coordinator | (75,000) |
| Evaluation of Recidivism Reduction Advisors | (16,110) |
| Research & Planning | (100,000) |
| Total Committed Projects | (191,110) |
| Remaining Balance | 1,496,648 |
| Proposed Projects | |
| Collaborative Treatment Court Programs Data | |
| FY 20-21 \$265,758 | (265,758) |
| FY 21-22 \$268,095 | |
| Projected Remaining Balance | 1,230,890 |

Note 3 The remaining balances from the projects that were completed as of 6/30/20 were reassigned back into the CCP Planning/BSCC Survey pot, which included the UCI Study, the NADCP Annual Conference, and the Collaborative Court Training Day Speaker.

Note 4 The Enhancing Quality and Access to Collaborative Treatment Court Programs Data (Courts project) was not recommended for funding by the AB 109 Subgroup on 9/22/2020, but will be presented to the OCCCP on 10/22/2020 for final determination.

**2011 Public Safety Realignment - AB 109
Strategic Financial Plan Forecast - 2020
Period Through FY 2025/26**

ITEM 5

Final CEO Budget Recommendation

| Department | FY 19/20 (Actuals) | FY 20/21 (Estimated) | FY 21/22 (Projected) | FY 22/23 (Projected) | FY 23/24 (Projected) | FY 24/25 (Projected) | FY 25/26 (Projected) |
|---|-----------------------|-------------------------|-------------------------|-------------------------|-------------------------|-------------------------|-------------------------|
| Sheriff | 39,922,319 | 44,372,573 | 44,372,573 | 45,050,115 | 45,756,502 | 46,484,083 | 47,233,491 |
| Probation | 15,320,742 | 15,196,624 | 15,196,624 | 15,434,974 | 15,676,996 | 15,926,278 | 16,183,038 |
| HCA (In/Post Custody) | 15,320,742 | 17,029,407 | 17,029,407 | 17,296,685 | 17,567,898 | 17,847,248 | 18,134,978 |
| District Attorney | 810,232 | 1,148,435 | 1,148,435 | 1,164,594 | 1,182,855 | 1,201,664 | 1,221,037 |
| Public Defender | 810,232 | 1,402,812 | 1,402,812 | 1,427,038 | 1,449,414 | 1,472,461 | 1,496,200 |
| Local Law Enforcement | 1,473,148 | 1,615,303 | 1,615,303 | 1,640,274 | 1,665,993 | 1,692,484 | 1,719,770 |
| CEO / CCP Coordinator / Support | - | - | - | - | - | - | - |
| Reentry Services/CCP Approved Projects | 4,448,900 | - | 1,248,524 | 1,285,980 | 1,324,559 | 1,364,296 | 1,405,225 |
| ESTIMATED AB 109 FUNDING AVAILABLE | 78,106,315 | 80,765,154 | 82,013,678 | 83,299,660 | 84,624,217 | 85,988,514 | 87,393,739 |
| | | | | | | | |
| CCP Planning/Training Funds | 200,000 | 200,000 | 200,000 | 200,000 | 200,000 | 200,000 | 200,000 |
| | | | | | | | |
| District Attorney/Public Defender (LE04) | | | | | | | |
| District Attorney | 1,251,074 | 1,307,106 | 1,419,051 | 1,534,354 | 1,653,116 | 1,775,441 | 1,901,436 |
| Public Defender | 1,251,074 | 1,307,106 | 1,419,051 | 1,534,354 | 1,653,116 | 1,775,441 | 1,901,436 |
| ESTIMATED PCS FUNDING AVAILABLE | 2,502,148 | 2,614,212 | 2,838,102 | 3,068,708 | 3,306,232 | 3,550,882 | 3,802,872 |
| | | | | | | | |
| EST. TOTAL AB 109/CCP/PCS FUNDING | 80,808,463 | 83,579,366 | 85,051,780 | 86,568,368 | 88,130,449 | 89,739,396 | 91,396,611 |

Notes:

Amounts include growth funds net of the 10% transfer into the Local Innovation Subaccount per Government Code section 30029.07.
Growth for FY 2020/21 is based on State Budget amounts. Forecasts for FY 2021/22 to 2025/26 include growth funds increasing consistent with estimates for Prop 172 at 4.0%, 3.0%, 3.0%, 3.0% and 3.0%, respectively.

2011 Public Safety Realignment - AB 109
Strategic Financial Plan Forecast - 2020
Summary of Department Requests for Discussion

ITEM 5

| | | Amount Requested for Existing AB 109 Activities | | | | | |
|---|---|--|---------------------|---------------------|---------------------|---------------------|---------------------|
| Department | Description of Services | FY 21/22 (Proj) | FY 22/23 (Proj) | FY 23/24 (Proj) | FY 24/25 (Proj) | FY 25/26 (Proj) | |
| Sheriff | Housing AB 109 inmates: Avg AB 109 Pop (671) x Daily Bed Rate (\$152.71) x 365 days | 37,400,970 | 37,400,970 | 37,400,970 | 37,400,970 | 37,400,970 | |
| Probation | Mandated supervision and oversight to AB 109 and Adult Court Unit / PRCS / Mandatory Supervision offenders; and AB 109 Task Force | 16,942,905 | 17,058,823 | 17,097,331 | 17,187,202 | 17,178,613 | |
| HCA (In/Post Custody) | Physical and behavioral (acute mental health, alcohol & drug abuse, and mental health recovery) health care services for AB 109 incarcerated adults within the County Jail facilities | 20,391,496 | 21,166,373 | 21,970,696 | 22,805,582 | 23,672,194 | |
| District Attorney | Delivery of services provided by OCDA for AB 109 services, including the AB 109 Task Force | 1,977,931 | 2,023,773 | 2,027,574 | 2,049,079 | 2,056,942 | |
| Public Defender | Delivery of services provided by PD for AB 109 offenders | 1,924,357 | 2,047,405 | 2,094,955 | 2,143,146 | 2,163,036 | |
| Local Law Enforcement | Allocation of 2% per direction provided | 1,501,012 | 1,562,538 | 1,625,294 | 1,689,306 | 1,754,597 | |
| Reentry Services/CCP Approved Projects | Reentry Services for AB 109 population, including CCP approved projects | 1,248,524 | 1,285,980 | 1,324,559 | 1,364,296 | 1,405,225 | |
| Total Direct AB 109 Requests | | 81,387,195 | 82,545,862 | 83,541,379 | 84,639,581 | 85,631,577 | |
| | | Amount Requested for Other AB 109-related Activities | | | | | |
| Department | Description of Services | FY 21/22 (Proj) | FY 22/23 (Proj) | FY 23/24 (Proj) | FY 24/25 (Proj) | FY 25/26 (Proj) | |
| Sheriff | Additional public safety costs for jail operations | 12,650,795 | 14,444,097 | 15,769,860 | 16,585,204 | 17,412,778 | |
| Probation (4) | Mandated processing of offenders within Adult Court for AB 109 / PRCS / Mandatory Supervision offenders | 6,176,547 | 6,208,064 | 6,184,369 | 6,210,229 | 6,194,006 | |
| HCA (In/Post Custody) | | | | | | | |
| District Attorney | AB 109 Task Force expansion of services | 1,351,714 | 1,358,864 | 1,352,503 | 1,358,855 | 1,351,714 | |
| Public Defender | | | | | | | |
| Local Law Enforcement | | | | | | | |
| Reentry Services/CCP Approved Projects | | | | | | | |
| Total Indirect AB 109 Requests | | 20,179,056 | 22,011,025 | 23,306,732 | 24,154,288 | 24,958,498 | |
| | | Total Requested | | | | | |
| Department | FY 19/20 (Actuals) | FY 20/21 (Estimate) | FY 21/22 (Proj) | FY 22/23 (Proj) | FY 23/24 (Proj) | FY 24/25 (Proj) | FY 25/26 (Proj) |
| Sheriff | 39,922,319 | 44,372,573 | 50,051,765 | 51,845,067 | 53,170,830 | 53,986,174 | 54,813,748 |
| Probation (1) | 15,320,742 | 15,196,624 | 23,119,452 | 23,266,887 | 23,281,700 | 23,397,431 | 23,372,619 |
| HCA (In/Post Custody) | 15,320,742 | 17,029,407 | 20,391,496 | 21,166,373 | 21,970,696 | 22,805,582 | 23,672,194 |
| District Attorney (1) | 810,232 | 1,148,435 | 3,329,645 | 3,382,637 | 3,380,077 | 3,407,934 | 3,408,656 |
| Public Defender | 810,232 | 1,402,812 | 1,924,357 | 2,047,405 | 2,094,955 | 2,143,146 | 2,163,036 |
| Local Law Enforcement (2) | 1,473,148 | 1,615,303 | 1,501,012 | 1,562,538 | 1,625,294 | 1,689,306 | 1,754,597 |
| CEO / CCP Coordinator / Support | | - | - | - | - | - | - |
| Reentry Services/CCP Approved Projects (3) | 4,448,900 | - | 1,248,524 | 1,285,980 | 1,324,559 | 1,364,296 | 1,405,225 |
| TOTAL AB 109 FUNDING REQUESTS | 78,106,315 | 80,765,154 | 101,566,251 | 104,556,887 | 106,848,111 | 108,793,869 | 110,590,075 |
| ESTIMATED AB 109 FUNDING AVAILABLE | 78,106,315 | 80,765,154 | 82,013,678 | 83,299,660 | 84,624,217 | 85,988,514 | 87,393,739 |
| Variance Between Requests & Available Funding (Over)/Under | - | - | (19,552,573) | (21,257,227) | (22,223,894) | (22,805,355) | (23,196,336) |

Notes:

- (1) Funding request includes AB 109 Task Force.
- (2) Amount requested for Local Law Enforcement is set at 2% of the estimated AB 109 funding.
- (3) Assumes entire growth amounts are bring distributed for Reentry Services and CCP Approved Projects.
- (4) Adult Court Unit AB 109-related activities are currently funded by Net County Cost.



Public Safety Realignment in Orange County

ITEM 6

AB 109 Quarterly Report July to September 2020

Prepared by:

Orange County Community Corrections Partnership



VISION STATEMENT

“Enhancing the quality of life of Orange County residents by promoting public safety, reducing recidivism and creating safer communities.”

MISSION STATEMENT

The **Mission** of the Orange County Community Corrections Partnership is to enhance public safety by holding offenders accountable and reducing recidivism by utilizing fiscally responsible, quantifiable, evidenced based and promising practices that support victims and community restoration.

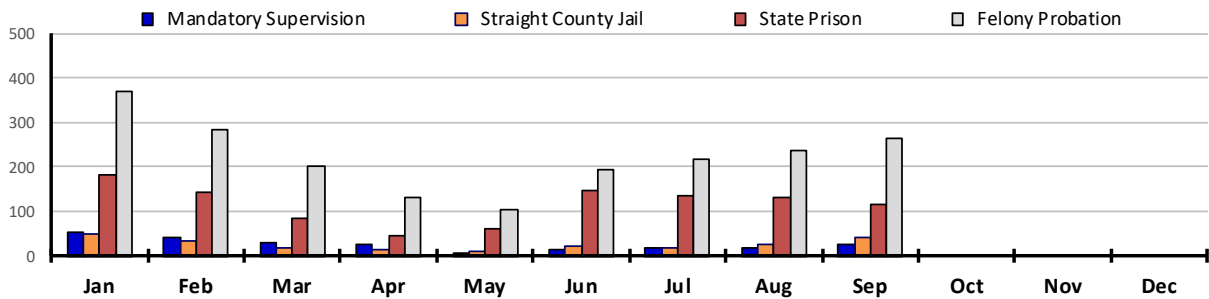


Superior Court of California
COUNTY OF ORANGE
CRIMINAL JUSTICE REALIGNMENT
Felony Only
Calendar Year 2020

I. FILINGS

| Measure | Monthly Average | CY 2020 | Q1 | | | Q2 | | | Q3 | | | Q4 | | |
|----------------|-----------------|---------|-------|-----|-----|-----|-----|-----|-----|-----|-------|-----|-----|-----|
| | | | Jan | Feb | Mar | Apr | May | Jun | Jul | Aug | Sep | Oct | Nov | Dec |
| Felony Filings | 878 | 7,903 | 1,072 | 889 | 664 | 607 | 796 | 867 | 924 | 896 | 1,188 | | | |

II. INITIAL SENTENCING



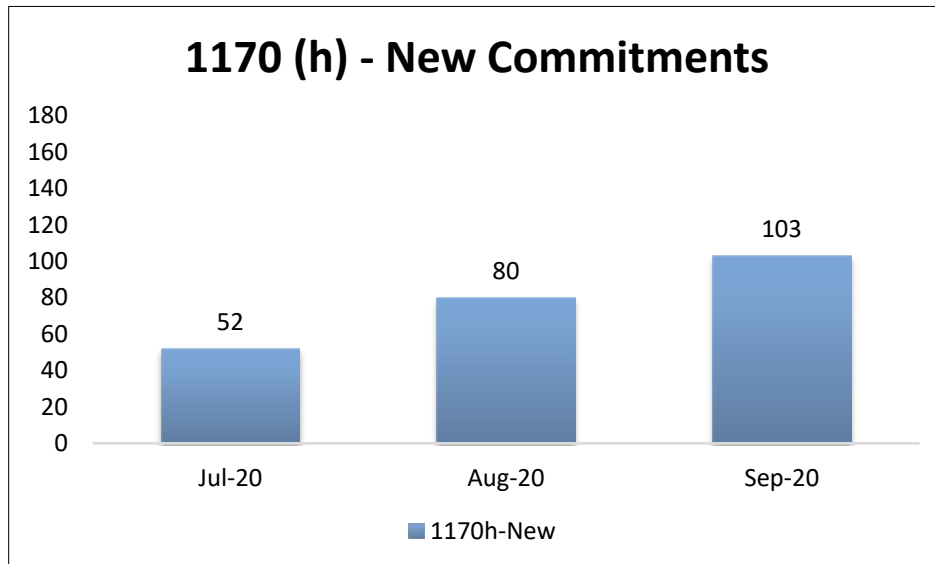
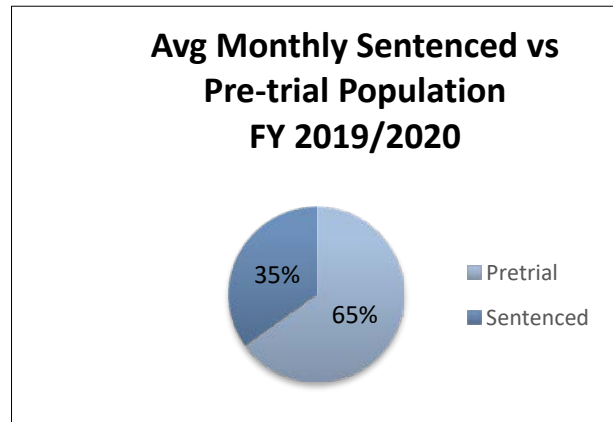
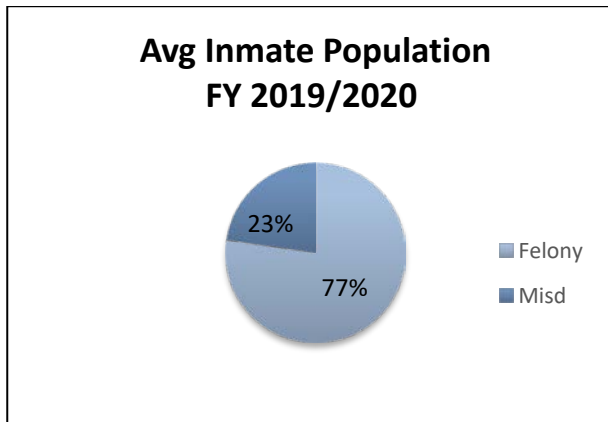
| Sentencing Type | % | Month Avg | CY 2020 | Q1 | | | Q2 | | | Q3 | | | Q4 | | |
|--|------|-----------|---------|-----|-----|-----|-----|-----|-----|-----|-----|-----|-----|-----|-----|
| | | | | Jan | Feb | Mar | Apr | May | Jun | Jul | Aug | Sep | Oct | Nov | Dec |
| A. Mandatory Supervision ("split") [PC§1170(h)(5)(b)] | 6% | 25 | 225 | 52 | 41 | 30 | 26 | 4 | 14 | 16 | 16 | 26 | | | |
| B. Straight County Jail [PC§1170(h)(5)(a)] | 7% | 25 | 227 | 48 | 35 | 19 | 12 | 10 | 21 | 16 | 24 | 42 | | | |
| C. State Prison (non PC§1170 eligible) | 30% | 115 | 1,036 | 180 | 142 | 84 | 44 | 60 | 146 | 134 | 130 | 116 | | | |
| D. Felony Probation [PC§1203.1] | 57% | 222 | 1,999 | 371 | 282 | 202 | 132 | 105 | 194 | 216 | 235 | 262 | | | |
| E. TOTAL | 100% | 387 | 3,487 | 651 | 500 | 335 | 214 | 179 | 375 | 382 | 405 | 446 | | | |

III. PETITIONS /COURT'S MOTIONS TO REVOKE/MODIFY

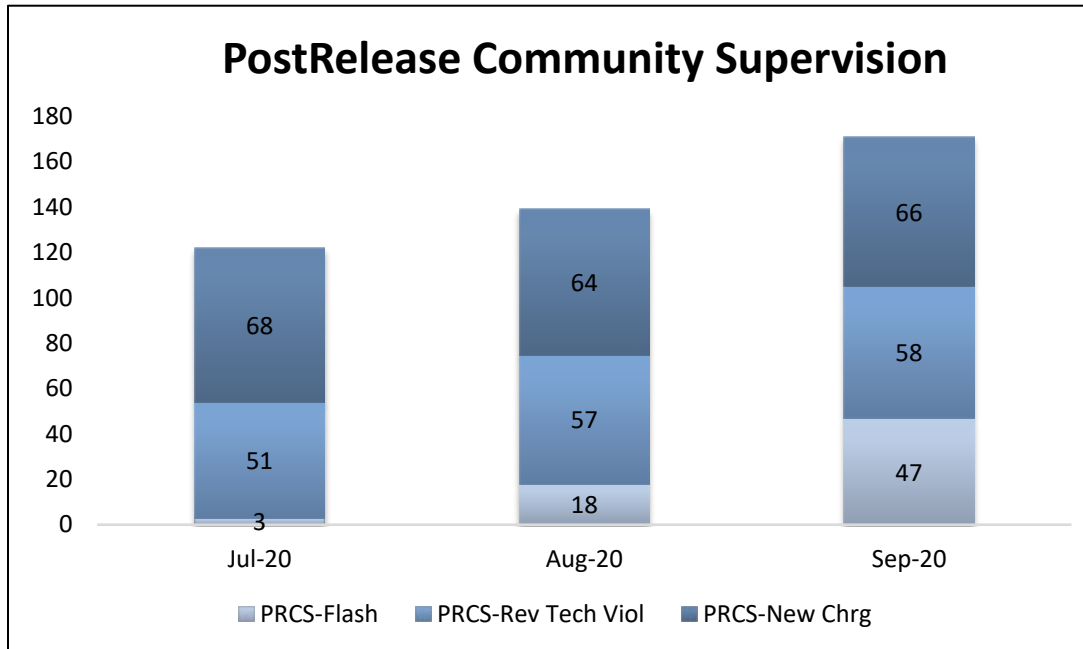
| Petitions / Court's Motions | % | Month Avg | CY 2020 | Q1 | | | Q2 | | | Q3 | | | Q4 | | |
|------------------------------------|------|-----------|---------|-----|-----|-----|-----|-----|-----|-----|-----|-----|-----|-----|-----|
| | | | | Jan | Feb | Mar | Apr | May | Jun | Jul | Aug | Sep | Oct | Nov | Dec |
| A. Mandatory Supervision ("split") | 8% | 47 | 419 | 45 | 72 | 30 | 4 | 70 | 70 | 70 | 31 | 27 | | | |
| B. Postrelease Community Supv | 23% | 132 | 1,191 | 179 | 189 | 83 | 51 | 68 | 160 | 172 | 150 | 139 | | | |
| C. Parole | 7% | 42 | 375 | 85 | 78 | 53 | 30 | 24 | 20 | 24 | 39 | 22 | | | |
| D. Felony Probation | 62% | 367 | 3,300 | 535 | 432 | 300 | 123 | 334 | 360 | 407 | 382 | 427 | | | |
| o Petitions | 30% | 173 | 1,560 | 283 | 229 | 145 | 70 | 98 | 163 | 189 | 167 | 216 | | | |
| o Court's Motion | 33% | 193 | 1,740 | 252 | 203 | 155 | 53 | 236 | 197 | 218 | 215 | 211 | | | |
| E. TOTAL | 100% | 587 | 5,285 | 844 | 771 | 466 | 208 | 496 | 610 | 673 | 602 | 615 | | | |



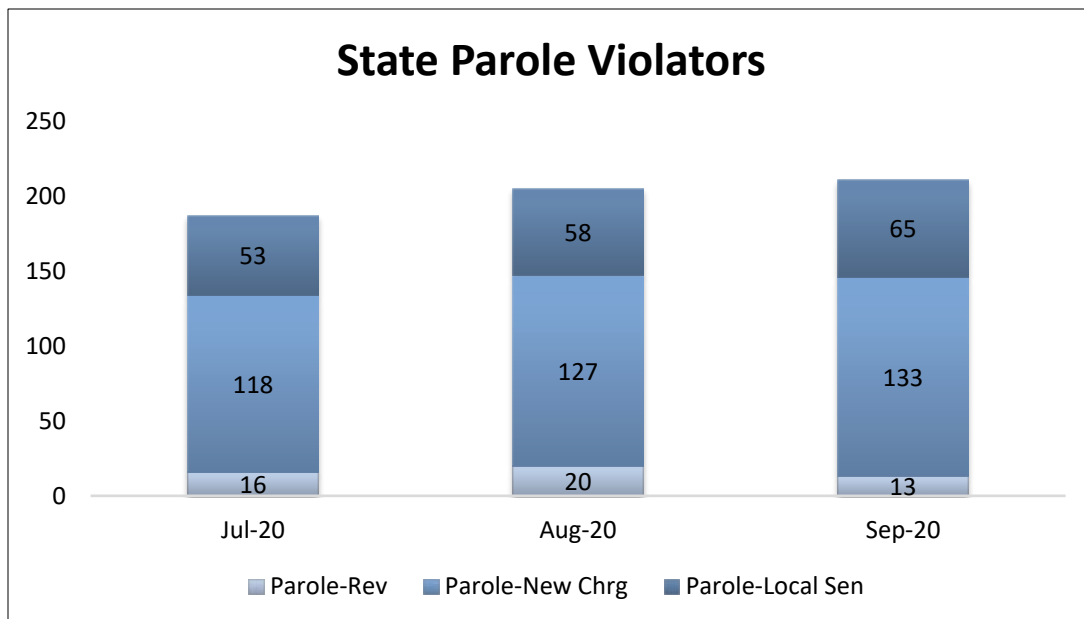
| AVG Monthly PRCS Violators Booked | Mental Health Treatment | | | AVG Monthly Population of PC 1170(h) |
|-----------------------------------|-------------------------|-------------------|----------------------------|---|
| 108.00 per month | <i>Open Cases</i> | <i>New Cases</i> | <i>Rec. Psy. Drugs</i> | 279.00 Serving an average of 241.56 days |
| Average Length of Stay 80.61 | 1649 | 341 | 1161 | |
| | <i>Sick Calls</i> | <i>Dr. Visits</i> | <i>Off Site Dr. Visits</i> | |
| | 9859 | 7935 | 185 | |



- Total number of PC 1170 (h) offenders (non-violent, non-serious, non-sex offenders) sentenced to the Orange County Jails as a new commitment. Includes both straight and split sentences.



- Total number of Post-Release Community Supervision offenders booked on a 1) PC 3454(c) flash incarceration; 2) PC 3455(a) – revoked for technical violation; and 3) for new charges.



- Total number of state parole violators booked on a 1) PC 3056(a) parole violation only; 2) received jail time as a result of a parole revocation hearing; and 3) any new offense(s) including 1170(h) charges.



The Recidivism Reduction Unit staff are the tip of the spear when it comes to communicating, placing, and most importantly, following up with our clients. Such support services cannot be achieved unless there are excellent team members who are willing to forge partnerships with other county agencies. Especially during these challenging times, this public defender unit continues to take on the additional role of supporting our AB 109 clients who have been disproportionately impacted by pandemic related hardships.

Most of our clients come from our most vulnerable communities. Many are elderly and often many are physically and mentally fragile. Prior to the COVID19 crisis our dedicated staff was reaching out on a daily basis and connecting our clients to programs and services. As you will see below, program and jail visit have significantly been reduced due to the pandemic. However, our staff have made up for these reductions in programs by dramatically increasing phone calls, program referrals and ID facilitation, amongst other services. We continue to strategically shift our operational practices to make sure our staff and client are safe. Our dedicated staff is providing innovative ways to continue, not only communication, but to provide real services. These services continue to have a significant impact. The Reentry Unit is singularly focused in its attempt to help to further our mission, which is to help our clients and to reduce recidivism and making the community safer. It is important to note that the Reentry Unit never missed a beat despite the current challenges of social distancing. In fact, we continue to expand services during these challenging times.

In this quarter, the Public Defender's office has continued to staff the Realignment client population with three regularly assigned attorneys, two resource service paralegals, an attorney clerk, and a staff specialist. In addition, non-dedicated staff assist with investigation, clerical needs, and any additional Writs & Appeals issues on behalf of Realignment clients. Our two Recidivism Reduction Advisors (RRA's) are managing significant caseloads. The RRA's continuously work with other county partners such as probation, HCA, and OCSD. We are pleased to note that our RRA's are continuously working with probation to link up additional AB 109 clients with treatment programs. In addition, they are assisting in administering ASAM testing in order to place clients in appropriate treatment programs.

In addition to handling the above matters, the Reentry Unit team has been active in filing Proposition 47 petitions to reduce felony convictions to misdemeanors. This quarter, 122 petitions were filed, with significant benefit to our clients and their criminal records. The team has also filed for dismissals and reductions of certain marijuana charges pursuant to Proposition 64 with a total of 8 petitions filed.

With respect to AB 109 specifically, the overall number of Post-release Community Supervision (PCS), Mandatory Supervision (MS), are rising. The Public Defender's Office handled the following AB 109 matters:

| PCS Cases Opened | MS Cases Opened | Parole Cases Opened | Total Court Appearances (includes PCS, MS and Parole) | Contested Hearings |
|------------------|-----------------|---------------------|---|--------------------|
| 460 | 80 | 82 | 1326 | 2 |



In addition to our legal work, the Public Defender's Office continues to assist in the reduction of recidivism by working directly with clients to reduce their risk factors and increase stability in their lives. To this end, our two dedicated resource paralegals work closely with clients, helping them acclimate in society after release from custody. As mentioned above, our two Recidivism Reduction Advisors will be a critical component in assisting our AB 109 clients.

Again this quarter, our resource paralegals continue to assist our clients with necessary resources and programs.

| Client Jail Visits | Client Program Visits | Phone Calls (to/from clients) | Program and Service Referrals | Obtaining Valid Forms of Identification |
|--------------------|-----------------------|-------------------------------|-------------------------------|---|
| 0 | 0 | 1811 | 564 | 649 |

Throughout this quarter of 2020, our paralegals and support staff continue to provide the following assistance to our clients:

- Assisted our clients with obtaining valid forms of identification, including driver's licenses and birth certificates, to help them gain employment, housing, and transportation
- Helped our clients enroll in programs for family reunification services
- Worked with our clients to obtain immigration documents to help them obtain citizenship
- Obtained General Relief benefits, food stamps, Medi-Cal, and other forms of government assistance for our clients
- Helped our clients obtain treatment, including sober living and drug and alcohol rehabilitation services
- Assisted our clients with receiving mental health services
- Helped our clients to receive veteran benefits and assistance

With assistance from our lawyers, paralegals, and support staff, our clients have been able to make huge strides in their lives, from obtaining employment, locating a place to live, and receiving treatment for a myriad of substance and mental health problems. It is clear that our clients are relying on the Reentry Unit for support. The Public Defender's Office is steadfast in continuing to provide excellent representation and support in make big changes in our clients' lives.



Total Population Analysis

In the third quarter of 2020, the Orange County District Attorney's (OCDA) Office handled a total of 625 petitions for a violation of AB 109 supervision. The 625 petitions were for a total of 511 different defendants. Of the 511 defendants, 396 (77%) were repeat offenders, having received at least 1 prior petition. 188 defendants (37%) had at least 5 prior petitions, and 69 (13%) had more than 10 prior petitions.

Additionally, in the third quarter of 2020 the OCDA filed 276 new criminal cases - 152 felony (55%), 124 misdemeanor – against a total of 227 different defendants who are currently or previously on AB 109 supervision.

Drug offenses and auto theft remained the most common felony charges by an AB 109 defendant; however, the third quarter of 2020 saw a surge in weapons cases as well, and six sex-related cases by defendants on parole.

Overall, PRCS defendants remained the largest population of violators, and while the most serious new cases were by those on parole, those on mandatory supervision were most likely to commit new criminal offenses.

The following pages of this report break down the above statistics by form of supervision - mandatory supervision, PRCS, and parole.

| | 3rd Quarter | YTD 2020 | Projected 2020 | Projected Change 2018 to 2019 | 2019 | 2018 | 2017 |
|----------------|-------------|----------|----------------|-------------------------------|------|------|------|
| # Defendants | 511 | 1452 | 1936 | -11% | 2164 | 2106 | 1908 |
| # Grants/Cases | 530 | 1532 | 2043 | -11% | 2290 | 2217 | 2043 |
| # Petitions | 625 | 2391 | 3188 | -27% | 4351 | 4426 | 4198 |

| # of Prior Petitions | No Priors | 1 | 2 | 3 | 4 | 5 | 6-10 | 11-15 | More than 15 |
|---------------------------|-----------|-----|-----|-----|----|----|------|-------|--------------|
| # Defendants this Quarter | 115 | 68 | 62 | 53 | 25 | 31 | 88 | 42 | 27 |
| # Defendants this Year | 342 | 198 | 172 | 136 | 86 | 88 | 261 | 104 | 65 |

| | 3rd Quarter | YTD 2020 | Projected 2020 | Projected Change 2018 to 2019 | 2019 | 2018 | 2017 |
|-----------------|-------------|----------|----------------|-------------------------------|------|------|------|
| New Crime | | | | | | | |
| # of Defendants | 227 | 886 | 1181 | -9% | 1296 | 1276 | 1145 |
| Filed Cases | 276 | 1565 | 2087 | -13% | 2396 | 2409 | 2172 |

*This data is live and is constantly being added to and corrected. Past reported numbers change because cases are constantly being edited.



Mandatory Supervision Violation Analysis

In the 3rd quarter of 2020, the OCDA received 123 petitions for a violation of Mandatory Supervision by 98 defendants. Of these defendants 65 were repeat offenders, having received at least 1 prior petition: 10 defendants had more than 5 petitions and 1 had over 15 prior petitions.

| | 3rd Quarter | YTD 2020 | Projected 2020 | Projected Change 2019 to 2020 | 2019 | 2018 | 2017 |
|----------------|-------------|----------|----------------|-------------------------------|------|------|------|
| # Defendants | 98 | 290 | 387 | -18% | 472 | 475 | 472 |
| # Grants/Cases | 119 | 370 | 493 | -18% | 599 | 577 | 598 |
| # Petitions | 123 | 459 | 612 | -28% | 855 | 876 | 902 |

| # of Prior Petitions | No Priors | 1 | 2 | 3 | 4 | 5 | 6-10 | 11-15 | More than 15 |
|---------------------------|-----------|----|----|----|----|----|------|-------|--------------|
| # Defendants this Quarter | 33 | 16 | 18 | 7 | 8 | 6 | 8 | 1 | 1 |
| # Defendants this Year | 90 | 52 | 50 | 34 | 20 | 16 | 25 | 2 | 1 |

Average Sentence for Sustained Violation: 6 months LOCAL

New Crime Analysis

In the 3rd quarter of 2020, the OCDA filed 46 new criminal cases (25 felonies and 21 misdemeanors) against 37 defendants currently or previously on Mandatory Supervision. These new cases include felony charges of Narcotics Possession, Narcotics Sales, and Auto Theft.

| New Crime | 3rd Quarter | YTD 2020 | Projected 2020 | Projected Change 2019 to 2020 | 2019 | 2018 | 2017 |
|-----------------|-------------|----------|----------------|-------------------------------|------|------|------|
| # of Defendants | 37 | 181 | 241 | -18% | 294 | 308 | 322 |
| Filed Cases | 46 | 332 | 443 | -15% | 519 | 637 | 647 |

| Felony Case Breakdown (Count 1) | |
|---------------------------------|----|
| NAR POSS | 24 |
| NAR SALES | 20 |
| AUTO THEFT | 14 |
| WEAPONS | 10 |
| TRAFFIC | 7 |
| FRAUD | 6 |
| OTHER | 10 |

New Offense Rates for 3rd Quarter:

| | | |
|--------|---------------------------------------|------------|
| 2019 - | New offense w/in 1 yr of supervision | <u>67%</u> |
| 2017 - | New offense w/in 3 yrs of supervision | <u>76%</u> |
| 2015 - | New offense w/in 5 yrs of supervision | <u>76%</u> |

** Rates are for defendants placed on supervision during the 3rd 2019 with new offenses between 7/1/2019 and 9/30/2020, 3Q 2017 with new offense between 7/1/2017 and 9/30/20, and 3Q 2015 with new offenses between 7/1/2015 and 9/30/2020.*

Average time between being placed on Supervision and first date of violation for a new crime 190 days



Post Release Community Supervision Violation Analysis

In the 3rd quarter of 2020, the OCDA received 415 petitions for a violation of PRCS by 326 defendants. Of these defendants 273 were repeat offenders, having received at least 1 prior petition: 124 defendants had over 5 petitions and 58 had over 10 prior petitions.

| | 3rd Quarter | YTD 2020 | Projected 2020 | Projected Change 2019 to 2020 | 2019 | 2018 | 2017 |
|----------------|-------------|----------|----------------|-------------------------------|------|------|------|
| # Defendants | 326 | 888 | 1184 | -4% | 1233 | 1219 | 1073 |
| # Grants/Cases | 328 | 890 | 1187 | -4% | 1236 | 1229 | 1083 |
| # Petitions | 415 | 1581 | 2108 | -25% | 2810 | 2939 | 2749 |

| # of Prior Petitions | No Priors | 1 | 2 | 3 | 4 | 5 | 6-10 | 11-15 | More than 15 |
|---------------------------|-----------|-----|----|----|----|----|------|-------|--------------|
| # Defendants this Quarter | 53 | 45 | 34 | 36 | 14 | 20 | 66 | 35 | 23 |
| # Defendants this Year | 140 | 104 | 86 | 84 | 54 | 59 | 208 | 93 | 60 |

Average Sentence for Sustained Violation: 144 Days Jail

New Crime Analysis

In the 3rd quarter of 2020, the OCDA filed 206 new criminal cases (118 felonies and 88 misdemeanors) against 169 defendants currently or previously on PRCS. These new cases include felony charges of Auto Theft, Narcotics Sales, and Weapon charges.

| New Crime | 3rd Quarter | YTD 2020 | Projected 2020 | Projected Change 2019 to 2020 | 2019 | 2018 | 2017 |
|-----------------|-------------|----------|----------------|-------------------------------|------|------|------|
| # of Defendants | 169 | 553 | 737 | -1% | 743 | 745 | 663 |
| Filed Cases | 206 | 948 | 1264 | -4% | 1310 | 1317 | 1232 |

| Felony Case Breakdown (Count 1) | |
|---------------------------------|----|
| WEAPONS | 23 |
| NAR SALES | 20 |
| AUTO THEFT | 19 |
| NAR POSS | 9 |
| ROBBERY | 7 |
| ASSAULT | 7 |
| OTHER | 26 |

New Offense Rates for 3rd Quarter:

| | | |
|--------|--------------------------------------|------------|
| 2019 - | New offense w/in 1 yr of supervisor | <u>57%</u> |
| 2017 - | New offense w/in 3 yrs of supervisio | <u>71%</u> |
| 2015 - | New offense w/in 5 yrs of supervisio | <u>63%</u> |

** Rates are for defendants placed on supervision during the 3rd 2019 with new offenses between 7/1/2019 and 9/30/2020, 3Q 2017 with new offense between 7/1/2017 and 9/30/20, and 3Q 2015 with new offenses between 7/1/2015 and 9/30/2020.*

Average time between being placed on Supervision and first date of violation for a new crime 401 days



Parole Violation Analysis

In the 3rd quarter of 2020, the OCDA received 87 petitions for a violation of Parole by 87 defendants. Of these defendants 58 were repeat offenders, having received at least 1 prior petition: 23 defendants had more than 5 petitions and 9 had over 10 prior petitions.

| | 3rd Quarter | YTD 2020 | Projected 2020 | Projected Change 2019 to 2020 | 2019 | 2018 | 2017 |
|----------------|-------------|----------|----------------|-------------------------------|------|------|------|
| # Defendants | 87 | 274 | 365 | -20% | 459 | 412 | 363 |
| # Grants/Cases | 83 | 272 | 363 | -20% | 455 | 411 | 362 |
| # Petitions | 87 | 351 | 468 | -32% | 686 | 611 | 547 |

| # of Prior Petitions | No Priors | 1 | 2 | 3 | 4 | 5 | 6-10 | 11-15 | More than 15 |
|---------------------------|-----------|----|----|----|----|----|------|-------|--------------|
| # Defendants this Quarter | 29 | 7 | 10 | 10 | 3 | 5 | 14 | 6 | 3 |
| # Defendants this Year | 112 | 42 | 36 | 18 | 12 | 13 | 28 | 9 | 4 |

Average Sentence for Sustained Violation: 152 days JAIL

New Crime Analysis

In the 3rd quarter of 2020, the OCDA filed 24 new criminal cases (9 felonies and 15 misdemeanors) against 21 defendants currently or previously on Parole. These new cases include felony charges of Assault and Sexual Assault.

| New Crime | 3rd Quarter | YTD 2020 | Projected 2020 | Projected Change 2019 to 2020 | 2019 | 2018 | 2017 |
|-----------------|-------------|----------|----------------|-------------------------------|------|------|------|
| # of Defendants | 21 | 152 | 203 | -22% | 259 | 223 | 160 |
| Filed Cases | 24 | 285 | 380 | -33% | 567 | 455 | 293 |

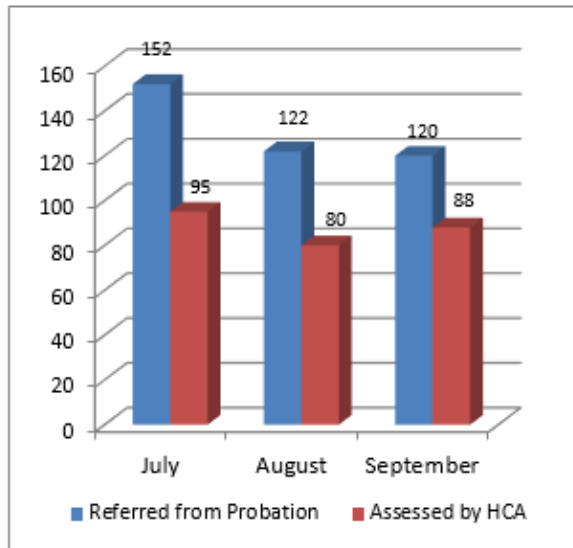
| Felony Case Breakdown (Count 1) | |
|---------------------------------|---|
| SEX ASSAULT | 6 |
| ASSAULT | 1 |
| FRAUD | 1 |
| VANDALISM | 1 |
| | |



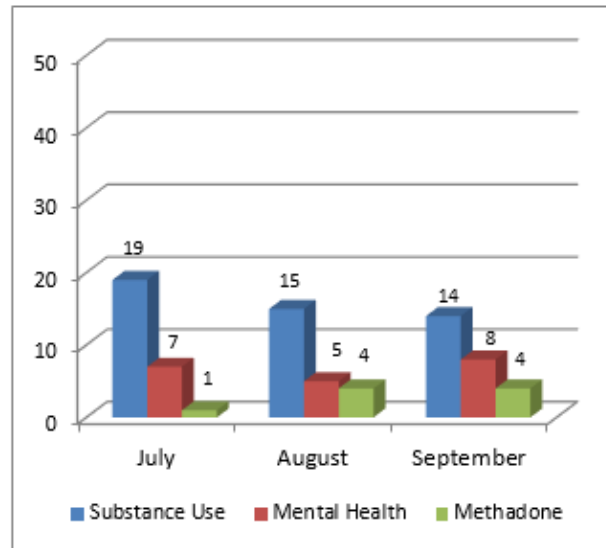
Behavioral Health Services

Referrals and Admissions

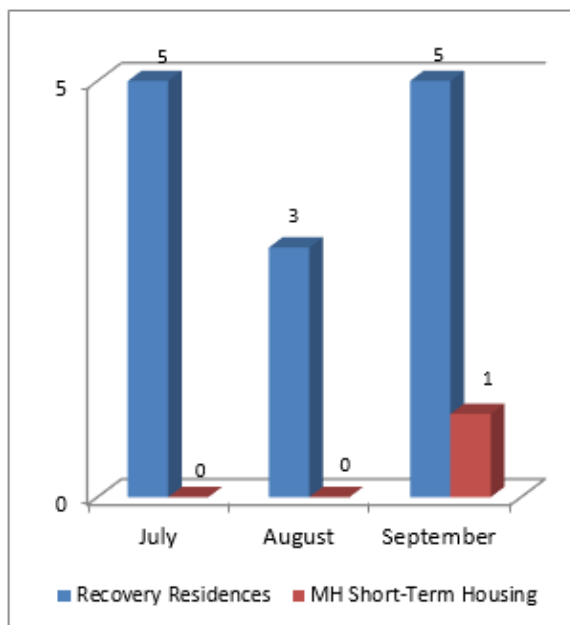
Probation Referrals & HCA Assessments



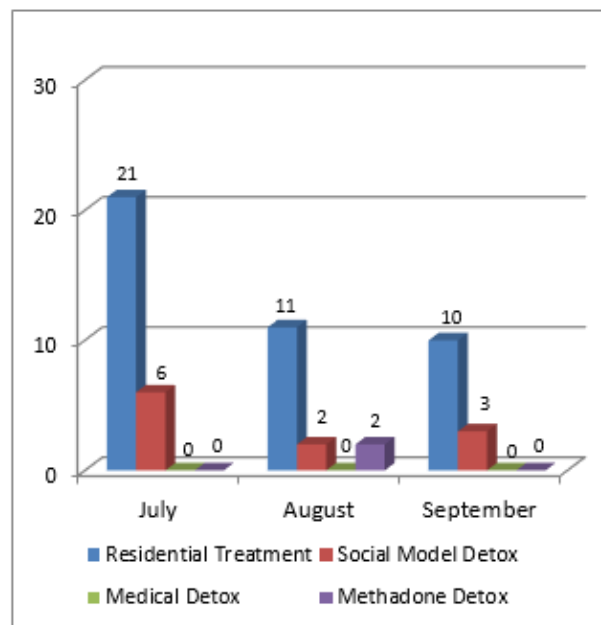
Admitted to Outpatient Treatment



Admitted to Housing



Admitted to Residential Treatment/Detox





AB 109 HCA Behavioral Health Services Referrals and Admissions from July - September 2020:

| Referrals | Total | Admissions | Total |
|----------------------------------|--------------|----------------------------------|--------------|
| Outpatient SUD Treatment | 86 | Outpatient SUD Treatment | 48 |
| Residential SUD Treatment | 90 | Residential SUD Treatment | 42 |
| Social Model Detox | 24 | Social Model Detox | 11 |
| Medical Detox | 0 | Medical Detox | 0 |
| Methadone Detox | 2 | Methadone Detox | 2 |
| Methadone Maintenance | 28 | Methadone Maintenance | 9 |
| Vivitrol | 3 | Vivitrol | 2 |
| Mental Health Outpatient | 30 | Mental Health Outpatient | 20 |
| Psychiatric Services | 1 | Psychiatric Services | 0 |
| Full Service Partnership (FSP) | 2 | Full Service Partnership (FSP) | 1 |
| Mental Health Short-Term Housing | 1 | Mental Health Short-Term Housing | 1 |
| Recovery Residences | 24 | Recovery Residences | 13 |

During this quarter, HCA AB 109 screeners continued to be available on site at Probation offices to follow up with referrals, screen and link individuals to appropriate services. In late August Probation office lobbies were opened for limited business use. This allowed for screeners to see individuals in the lobby to sign documents. Outreach and screening services continued to be provided telephonically with face to face screening options available as needed. Additionally, the part-time psychiatrist position that provided bridge psychiatric services to individuals with mild to moderate mental health issues was filled. Treatment providers continued to remain open and provided services including face to face initial intakes, psychiatric assessments and crisis services. Providers were also able to offer more telephonic/telehealth services as well as face to face appointments during this quarter. Substance Use Disorder (SUD) contracted providers continued to provide services on site, including drug testing, individual and group counseling services. Narcotic Treatment Program (NTP) providers began transitioning back to regular services, including offering face to face or walk-in appointments and telehealth services for buprenorphine. Face to face assessment remains a requirement in order to start clients on methadone services.

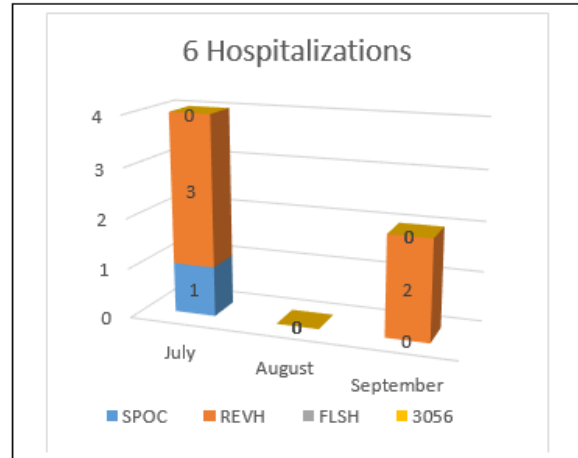
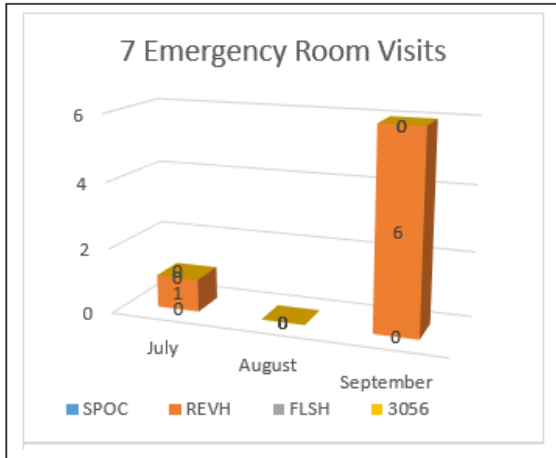
HCA Prop. 47 System Navigators and Project Kinship staff continued to be available outside of the Intake and Release Center and Theo Lacy facility, from Monday through Thursday, to outreach and engage Prop. 47 individuals upon release. HCA and Project Kinship are coordinating with Correctional Health Services to explore options for resuming in reach services.

During this quarter, there were 394 referrals received from probation. Of those assessed by AB 109 screeners, 291 service referrals were made and 149 referrals (51%) resulted in admission. Of the service referrals made, 31% were for residential SUD treatment, 30% for outpatient SUD treatment, 9% for detox, 9% for recovery residences and mental health short-term housing, 11% for mental health outpatient and bridge medication, 1% of FSP and 11% for Vivitrol and methadone maintenance.

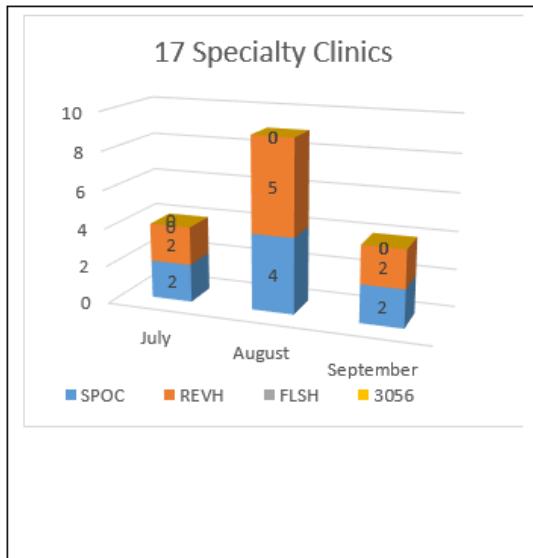


Correctional Health Services

Thirteen (13) AB 109 inmates were either hospitalized or treated in the Emergency Department. This is a decrease from the previous quarter reflecting twenty (20) inmates. Correctional Health Services administers Vivitrol to eligible inmates prior to their release and coordinates post-release care. No injections were administered this quarter.



All primary care physician services are provided within the jail; however, when an AB 109 inmate needs specialty services, they are transported to specialty medical clinics off-site (such as, Cardiology, Nephrology, Oncology, OB, Surgery, etc.). There are currently nearly 26 specialty clinic services available with 17 clinic visits completed during the 3rd quarter of 2020 for AB 109 inmates specifically. This equates to approximately 3% of the total specialty clinic services for this quarter.



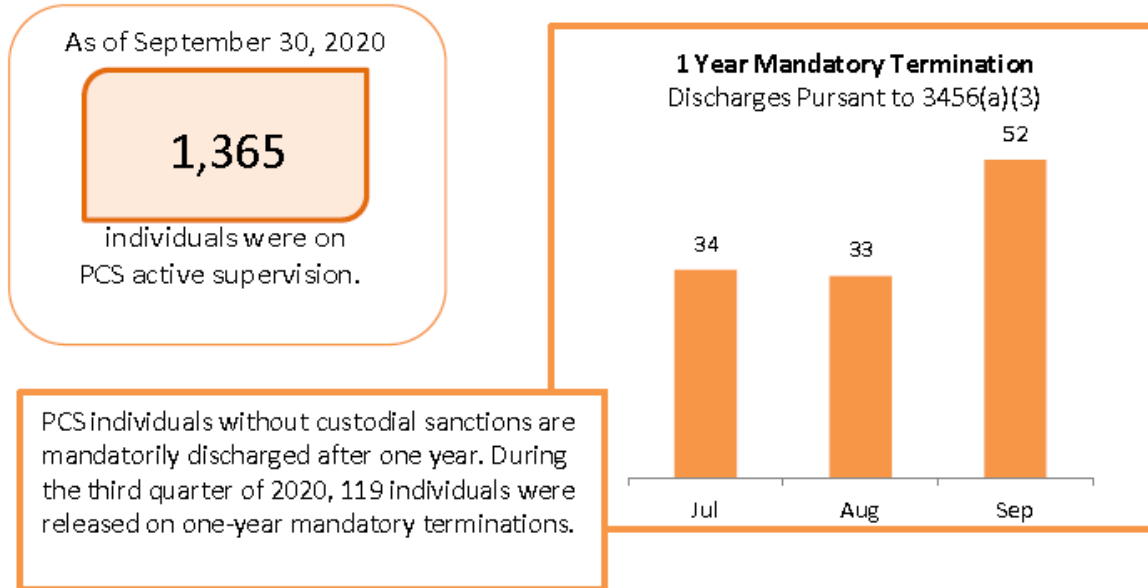
| AB109 Type: | SPOC | REVH | FLSH | Total Per Clinic |
|-------------------------------------|----------|----------|----------|------------------|
| Total Number of Appointments | 8 | 9 | 0 | |
| Cardiology | 0 | 0 | 0 | 0 |
| Dialysis | 0 | 0 | 0 | 0 |
| Endocrinology | 0 | 0 | 0 | 0 |
| ENT | 0 | 0 | 0 | 0 |
| Gastroenterology | 0 | 0 | 0 | 0 |
| Glaucoma | 0 | 0 | 0 | 0 |
| Neurology | 1 | 0 | 0 | 1 |
| Ophthalmology | 0 | 0 | 0 | 0 |
| Oral/Facial Surgery | 0 | 0 | 0 | 0 |
| Orthopedics | 6 | 4 | 0 | 10 |
| Podiatry | 1 | 0 | 0 | 1 |
| Pulmonary | 0 | 1 | 0 | 1 |
| Radiology | 0 | 3 | 0 | 3 |
| TAB | 0 | 0 | 0 | 0 |
| Ultrasound | 0 | 1 | 0 | 1 |
| Urology | 0 | 0 | 0 | 0 |
| Vascular | 0 | 0 | 0 | 0 |
| | | | | 17 |

In-custody Correctional Health Services triages and screens every AB 109 inmate in the jail to determine their medical and mental health needs and subsequent treatment and medication plan. The volume of patients is reflected in the Sheriff's section of this report, as all in-custody inmates on the Sheriff's census are also managed by in-custody healthcare staff.



Since the inception of AB 109 through September 30, 2020, OC Probation has supervised 9,887 former state prisoners.

Postrelease Community Supervision



| PCS Controlling Offense (All Felonies) | Person | Property | Drug | Weapons | Other |
|---|--------|----------|------|---------|-------|
| | 13% | 32% | 31% | 9% | 15% |

Mandatory Supervision

Individuals with MS Convictions from October 1, 2011 through September 30, 2020 = 4,253

Mandatory Supervision (MS) individuals are offenders sentenced under PC § 1170(h) who receive jail time followed by supervision. During the third quarter of 2020, 46 individuals were sentenced to MS. As of September 2020, 423 individuals are actively supervised while 442 individuals are on active warrant. In addition, 54 individuals were sentenced but are still in Orange County Jails – once released, OC Probation will supervise them.

Day Reporting Centers (DRC)

July 1, 2020 – September 30, 2020

| 154 Program Referrals* | | 93 Program Entries* | | 49 Program Discharges* | |
|-------------------------------|-----|--------------------------------|-----|-------------------------------|-----|
| <i>Referral Reason (%)</i> | | <i>Risk Level at Entry (%)</i> | | <i>Phase at Exit 1-3 (%)</i> | |
| Benefit to Participant | 38% | High | 73% | 1 | 53% |
| Sanction | 11% | Medium | 19% | 2 | 35% |
| Both | 13% | Low | 7% | 3 | 12% |
| Unknown | 38% | Not Assessed | 1% | | |

* Referrals, entries, and discharges were affected by the COVID-19 pandemic.



AB109 Monthly Stats September 2020

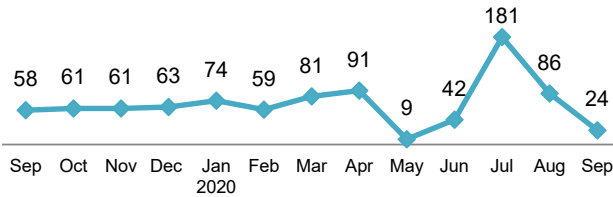
Postrelease Community Supervision (PCS)

Releases from Prison*

from 10/1/11 - 9/30/20 = 9,887

2020 YTD = 647

2020 Monthly Avg = 72



PCS Active Supervision

(Excludes Warrants)

• 1,365

Warrants

313

536

849

•ICE

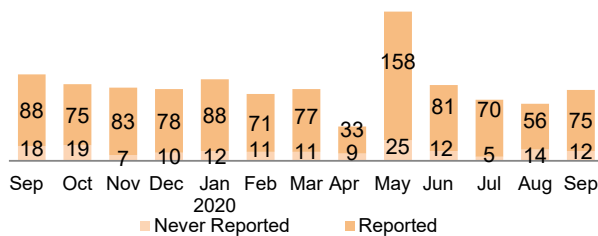
•PCS

•Total

Warrants*

2020 YTD = 820

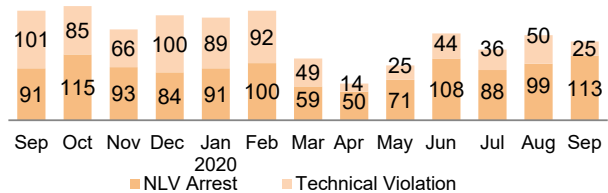
2020 Monthly Avg = 91



Revocations*

2020 YTD = 1203

2020 Monthly Avg = 134

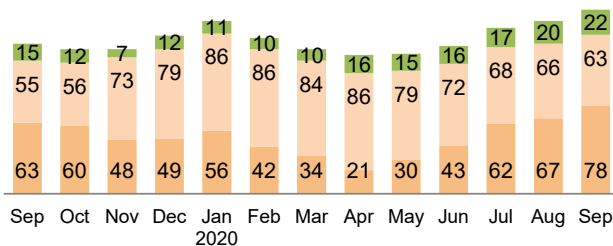


Day Reporting Center Participants

2020 Monthly Avg = 140

2020 Monthly Avg: (AB109 = 46, GenSup = 94)

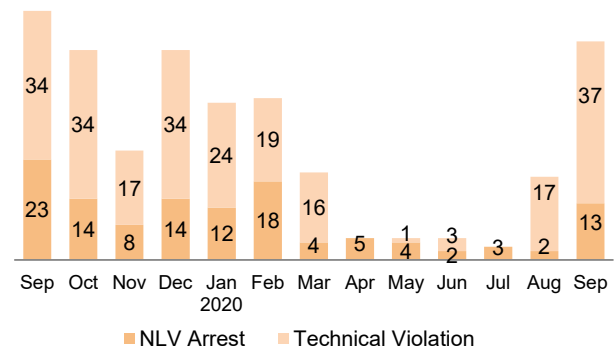
Phase 1 Phase 2 Phase 3



Flash Incarcerations*

2020 Monthly Avg = 20

2019 Monthly Avg = 49



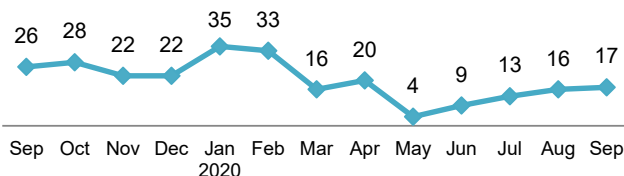
Mandatory Supervision (MS)

Individuals with MS Convictions*

from 10/1/11 - 9/30/20 = 4,253

2020 YTD = 163

2020 Monthly Avg = 18



MS Active Supervision

(Excludes Warrants)

• 423

Warrants

442

September Flash Incarcerations

0

* In response to the COVID-19 pandemic, the California Governor declared a State of Emergency in March 2020. The State also closed courts, altered the timing of prison releases to Counties and enacted measures, such as zero bail, to reduce jail populations. These actions affected PCS releases, MS convictions, Warrants, Revocations, and Flash Incarcerations.