

AGENDA

REGULAR MEETING ORANGE COUNTY COMMUNITY CORRECTIONS PARTNERSHIP

Thursday, July 23, 2020, 2:00 P.M.



MEETING HELD BY ZOOM AND TELECONFERENCE ONLY

****Pursuant to the provisions of California Governor's Executive Order N-29-20, issued on March 17, 2020, this meeting will be held by Zoom and teleconference. Members of the public may attend and participate by following the instructions below.****

STEVE SENTMAN, Chair
Chief Probation Officer

DON BARNES
Sheriff-Coroner

TOM DARÉ
Chief of Police, Garden Grove

JEFF NAGEL
Health Care Agency

MARTIN SCHWARZ, Interim
Public Defender

TODD SPITZER
District Attorney

*The Orange County Community Corrections Partnership welcomes you to this meeting. This agenda contains a brief general description of each item to be considered. The Partnership encourages your participation. If you wish to speak on an item contained in the agenda, please press *9 following the Chair's invitation from the public to speak. Once acknowledged and prompted by the Chair or Clerk, you may begin to speak. Except as otherwise provided by law, no action shall be taken on any item not appearing in the agenda. When addressing the Partnership, please state your name for the record prior to providing your comments.*

**** INSTRUCTIONS FOR ATTENDING THE MEETING BY TELECONFERENCE****

Members of the public may observe and participate in the meeting telephonically. To attend the meeting via teleconference please call:

- iPhone one-tap: US: +16699009128, 86202462636# or +12532158782, 86202462636# or
- Telephone: Dial (for higher quality, dial a number based on your current location): US: +1 669 900 9128 or +1 253 215 8782 or +1 346 248 7799 or +1 301 715 8592 or +1 312 626 6799 or +1 646 558 8656

Webinar ID: 862 0246 2636 (once you enter this code, you should be automatically connected to the call; you will remain on the line until meeting begins).

****In compliance with the Americans with Disabilities Act, those requiring accommodation for this meeting should notify the Clerk of the Board's Office 72 hours prior to the meeting at (714) 834-2206****

AGENDA

All supporting documentation is available for public review in the office of the Clerk of the Board of Supervisors located in the Hall of Administration Building, 333 W. Santa Ana Blvd., 10 Civic Center Plaza, Room 465, Santa Ana, California 92701 during regular business hours, 8:00 a.m. - 5:00 p.m., Monday through Friday.

ADMINISTRATIVE MATTERS: (Items 1 - 8)

At this time, members of the public may ask the Partnership to be heard on the following items as those items are called.

1. Welcome and Introductions
2. Receive and file FY 2020-21 AB 109 funding allocation based on Governor's May Revise, including update on Realignment Backfill
3. Discussion of AB 109 goals for Board of State and Community Corrections (BSCC) CCP survey
4. Receive and file Quarterly Report for January – March 2020
5. Receive and file Quarterly Report for April – June 2020
6. Discussion and approval of revised bylaws
7. Discussion and approval of project to be funded with FY 2020-21 and FY 2021-22 Public Safety Realignment: Enhancing Quality and Access to Collaborative Treatment Court Programs data (Courts - \$533, 853) (*Continued from 2/27/20, Item 2*)
8. Realignment Updates:
 - CCP Coordinator
 - Probation
 - Sheriff
 - District Attorney
 - Public Defender
 - Courts
 - Health Care/Mental Health
 - Local Law Enforcement
 - Board of Supervisors
 - Social Services
 - OC Community Resources
 - OC Department of Education
 - Community-Based Organization (Representative)
 - Waymakers (Victims Representative)

AGENDA

PUBLIC & PARTNERSHIP COMMENTS:

At this time members of the public may address the Orange County Community Corrections Partnership on any matter not on the agenda but within the jurisdiction of the Partnership. The Partnership or Chair may limit the length of time each individual may have to address the Partnership.

PUBLIC COMMENTS:

PARTNERSHIP COMMENTS:

ADJOURNMENT

NEXT MEETING:

October 22, 2020 Regular Meeting, 2:00 P.M.

FY 2020/21 Proposed AB 109 Allocation

OC % of Total Allocation	Base		Growth		Base		Performance			Base		Performance						
	6.394%	1,458,582,000	8.9727%	92,620,000	6.394%	1,173,766,000	8.9727%	-		6.394%	1,173,766,000	8.9727%	-					
Statewide Allocation	1,458,582,000		92,620,000		1,173,766,000		-			1,173,766,000		-						
OC Allocation	93,259,879		7,479,463		100,739,342		75,049,106			75,049,106		-		75,049,106				
FY 2020/21 GOVERNOR'S BUDGET - JANUARY PROPOSED					FY 2020-21 GOVERNOR'S BUDGET - MAY REVISE					FY 2020-21 GOVERNOR'S BUDGET - MAY REVISE w/JULY BACKFILL								
Department	FY 20/21 Estimated Base Allocation	%	FY 19/20 Performance Growth	%	APPROVED FY 20/21 Total Allocation	FY 20/21 Estimated Base Allocation	%	FY 19/20 Performance Growth	%	FY 20-21 Total Allocation	Variance Jan to May Revise	FY 20/21 Estimated Base Allocation	%	FY 19/20 Performance Growth	Backfill fr \$750M Note 1	%	FY 20-21 Total Allocation	Backfill fr \$250M Note 1
Sheriff	51,237,205	54.9%	-	0.00%	51,237,205	41,232,162	54.9%	-	0.00%	41,232,162	(10,005,043)	41,232,162	54.9%	-	3,140,411	0.00%	44,372,573	1,046,803
Probation	17,547,609	18.8%	4,597,476	61.47%	22,145,085	14,121,103	18.8%	-	0.00%	14,121,103	(8,023,982)	14,121,103	18.8%	-	1,075,521	0.00%	15,196,624	358,507
HCA (In/Post-Custody)	19,663,931	21.1%	-	0.00%	19,663,931	15,824,173	21.1%	-	0.00%	15,824,173	(3,839,758)	15,824,173	21.1%	-	1,205,234	0.00%	17,029,407	401,745
District Attorney	1,326,103	1.4%	-	0.00%	1,326,103	1,067,156	1.4%	-	0.00%	1,067,156	(258,947)	1,067,156	1.4%	-	81,279	0.00%	1,148,435	27,093
Public Defender	1,619,833	1.7%	-	0.00%	1,619,833	1,303,530	1.7%	-	0.00%	1,303,530	(316,303)	1,303,530	1.7%	-	99,282	0.00%	1,402,812	33,094
Local Law Enforcement (Total)	1,865,198	2.0%	-	0.00%	1,865,198	1,500,982	2.0%	-	0.00%	1,500,982	(364,216)	1,500,982	2.0%	-	114,321	0.00%	1,615,303	38,107
CEO (Coordinator)	-	0.0%	-	0.00%	-	-	0.0%	-	0.00%	-	-	-	0.0%	-	-	0.00%	-	-
Reentry Services/Other Projects	-	0.0%	2,881,987	38.53%	2,881,987	-	0.0%	-	0.00%	-	(2,881,987)	-	0.0%	-	-	0.00%	-	-
Total (LE03)	93,259,879	100.0%	7,479,463	100.0%	100,739,342	75,049,106	100.0%	-	0.00%	75,049,106	(25,690,236)	75,049,106	100.0%	-	5,716,048	0.00%	80,765,154	1,905,349
DA/PC Representation (LE04)																		
District Attorney	1,558,690	50.00%	182,337	50.00%	1,741,028	1,193,003	50.0%	-	50.0%	1,193,003	(548,025)	1,193,003	50.0%	-	114,103	50.0%	1,307,106	38,035
Public Defender	1,558,690	50.00%	182,337	50.00%	1,741,028	1,193,003	50.0%	-	50.0%	1,193,003	(548,025)	1,193,003	50.0%	-	114,103	50.0%	1,307,106	38,035
Total (LE04)	3,117,381	100.00%	364,675	100.00%	3,482,056	2,386,005	100.0%	-	100%	2,386,005	(1,096,050)	2,386,005	100.0%	-	228,206	100%	2,614,211	76,069
<i>LE03 Check Figure</i>	(0)		(0)		0	0		-		0		0		-			(5,716,048)	-

LE04
 FY 20/21 assumed same percentage allocation as FY 19/20 at 6.53538973%.
 Per State Budget (Acct 5196, Sub Accts 3224 & 3232)

State Budget

Note 1
 The \$750M backfill is provided directly from the State General Fund; thus, being added to the FY 20-21 base allocation. The \$250M backfill is dependent upon the state receiving additional federal COVID-19 relief to be determined on 10/15/2020; thus, not being added to the FY 20-21 base allocation.

**2011 Public Safety Realignment
FY 2020-21 LLE Allocation based on AB109 Population**

City/Agency	Reported Offenders	Adjusted %	Allocation Jan Proposed CCP Approved	Allocation May Revise w/Backfill
OCSD Contract Cities	144	10.88%	202,934	175,745
Anaheim	246	18.58%	346,554	300,123
Brea	6	0.45%	8,393	7,269
Buena Park	31	2.34%	43,646	37,798
Costa Mesa	39	2.95%	55,023	47,651
Cypress	8	0.60%	11,191	9,692
Fountain Valley	17	1.28%	23,875	20,676
Fullerton	73	5.51%	102,772	89,003
Garden Grove	121	9.14%	170,479	147,639
Huntington Beach	58	4.38%	81,696	70,750
Irvine	18	1.36%	25,367	21,968
La Habra	26	1.96%	36,558	31,660
La Palma	4	0.30%	5,596	4,846
Laguna Beach	9	0.68%	12,683	10,984
Los Alamitos	3	0.23%	4,290	3,715
Newport Beach	16	1.21%	22,569	19,545
Orange	52	3.93%	73,302	63,481
Placentia	19	1.44%	26,859	23,260
Santa Ana	371	28.02%	522,628	452,608
Seal Beach	2	0.15%	2,798	2,425
Tustin	23	1.74%	32,454	28,106
Westminster	38	2.87%	53,531	46,359
Total	1,324	100.00%	1,865,198	1,615,303

FY 20/21 Allocation: \$ 1,865,198 *approved by CCP on 2/27/2020* 1,615,303

Source: Information on the number of Reported Offenders is based on the number of PCS Releases from Prison on active supervision as of 12/31/2019 as reported by the OC Probation on the PCS Monthly Stats from January - December 2019.

Allocation is distributed based on the percentages of the Reported Offenders within Orange County.

BSCC FY 2019-20 CCP Survey Submitted on 12/12/2019
 FY 2019-20 Goals and Objectives

Goal - HCA (#10)	Increase linkage to appropriate reentry and behavioral health services upon release from incarceration.	Progress Update
Objective	Begin implementation of a coordinated reentry system.	Behavioral Health Services (BHS) has been collaborating with Correctional Health Services (CHS) to establish and share a list of individuals needing in-reach and behavioral health services upon release. Currently we are working on modifying the list to provide information that can better support the coordination process.
Objective	Identify behavioral health County and contract provider staff for in-reach and linkage to reentry and behavioral health services.	BHS has identified County behavioral health staff to coordinate with multiple service providers to provide in-reach and arrange for a warm handoff to the provider immediately upon release. BHS has also identified 2 staff from the Full Service Partnership (FSP) and 1 staff from Project Kinship to provide in-reach and linkage to reentry and behavioral health services.
Objective	Provide in-reach and facilitate linkage to services.	Prop. 47 System Navigators, FSP and Project Kinship staff are closely working with CHS staff to coordinate services, provide in-reach and link individuals to appropriate services. Additionally, BHS Residential Treatment Services staff are now coordinating for transportation services to facilitate linkage to residential treatment providers at time of release.
Outcome Measure	Increase the number of incarcerated individuals to receive behavioral health in-reach.	
Outcome Measure	Increase the number of incarcerated individuals who link to re-entry and behavioral health services.	
Outcome Measure		
Progress toward stated goal	Orange County HCA Behavioral Health Services (BHS) is working in collaboration with justice involved County and community partners to develop a comprehensive plan for a coordinated reentry system. HCA BHS is collaborating with Correctional Health Services to establish and share a list of individuals needing in-reach and behavioral health services upon release. HCA BHS has identified County behavioral health staff to coordinate with multiple service providers to provide in-reach and arrange for a warm handoff to the provider immediately upon release.	

Goal - HCA (#11)	Increase access to housing opportunities and support for justice involved individuals who also report a behavioral health issue.	Progress Update
Objective	Expand current housing contracts to create dedicated beds/units for individuals coming out of jail.	As of May 2022, BHS added 15 Bridge Housing beds to support individuals coming out of jail.
Objective	Increase the number of housing trainings available for general behavioral health staff members.	The FSPs have provided increased access to housing training webinars for staff members this year. Trainings that staff have participated in so far included "Coordinating with Property Management & Supportive Services", "Eviction Prevention and Working with Landlords", and "Engaging Tenants in Services".
Objective	Increase the number of housing specialists in the BHS system of care.	Project Kinship has a Housing Case Manager who is dedicated full time to support clients' housing needs. BHS has also been reviewing the FSPs contracts and working to increase housing specialist
Outcome Measure	Increase the number of dedicated beds/units available to individuals coming out of jail.	
Outcome Measure	Increase the number of housing trainings available for general behavioral health staff members.	
Outcome Measure	Increase housing specialist positions.	
Progress toward stated goal	Orange County HCA is the recipient of the Proposition 47 (Prop 47) Grant, Cohort 2. During the planning phase of the grant, housing was identified as a significant need for individuals being released from jail who also have behavioral health needs. Orange County HCA is reviewing current contracts and alternate funding sources to expand existing contracts to serve individuals so they can be housed immediately upon release in a variety of settings, such as recuperative care, bridge nursing, and recovery residences. Expanding housing resources is also a part of the larger initiative to create a County-wide coordinated re-entry system.	

Potential Goal for FY 2020-21:

Continue to work on the first goal listed above: Increase linkage to appropriate reentry and behavioral health services upon release. Objectives include reevaluate and expand the coordinated reentry system, provide trainings and improve collaboration with Correctional Health Services and behavioral health staff and service providers.

BSCC FY 2019-20 CCP Survey Submitted on 12/12/2019
 FY 2019-20 Goals and Objectives

Goal - CEO (#12)	Implementation of a streamlined and efficient system in Orange County to manage additional responsibilities under Realignment.	Progress Update
Objective	Evaluate the impact of AB 109 in Orange County.	
Objective	Provide information on the impact of AB 109 on local recidivism, the effectiveness of programs and services, the program strengths, and the areas for improvement.	
Objective	Provide information needed to improve programming with strategic plans and develop mitigation strategies for unmet needs.	
Outcome Measure	The University of California Irvine (UCI) will deliver evaluation/progress reports that include, but are not limited to, analysis of services received by the AB 109 population including the frequency and availability of services, and participant outcomes including possible impacts on recidivism. Final report will also include final outcomes, findings, challenges faced and recommendations for a sustained evaluation effort by County staff.	
Outcome Measure		
Outcome Measure		
Progress toward stated goal	Orange County issued a Request for Proposal (RFP) in October 2018. In February 2019, the Orange County Board of Supervisors (Board) approved a three-year contract with The Regents of the University of California at Irvine to perform a study consisting of data collection and evaluation services related to the implementation and impact of the County's AB 109 programs and services (Study). The scope of the Study was to evaluate the impact of recidivism as defined by BSCC and by the Board.	In April 2020, the contract for the UCI study has been cancelled and a new request for proposal (RFP) is in progress for a new contract.

BSCC FY 2019-20 CCP Survey Submitted on 12/12/2019
FY 2019-20 Goals and Objectives

Probation did not submit any FY 2019-20 goals in the last BSCC CCP survey. The following is Probation's goal for FY 2020-21.

Goal - Probation	Improve public safety outcomes and utilize best practices in reducing recidivism.
Objective	Leverage technology to continue to deliver the needed programming, counseling and other services to Day Reporting Center clients who are unable to attend in person.
Objective	
Objective	
Outcome Measure	Number of telephone interviews, groups; number of video conferencing; and other social media methods of communication.
Outcome Measure	
Outcome Measure	
Progress toward stated goal	TBD in November 2020 as goal will not begin until July 1, 2020.

BSCC FY 2019-20 CCP Survey Submitted on 12/12/2019
 FY 2019-20 Goals and Objectives

District Attorney (DA) did not submit any FY 2019-20 goals in the last BSCC CCP survey. The following is the DA's goal for and FY 2019-20 and FY 2020-21.

Goal - DA FY 2019-20	The Orange County District Attorney's Office tends to create a Multi-agency County-wide AB 109 Enforcement Task Force in an effort to reduce recidivism in the County of Orange.
Objective	Receive support from vested local law enforcement agencies for the Task Force concept.
Objective	Identify participating agencies, develop roles and operational protocols. Identify needed equipment and the location where the Task Force will be housed.
Objective	
Outcome Measure	
Outcome Measure	
Outcome Measure	
Progress toward stated goal	In the summer of 2019, the Orange County District Attorney's Office formed the AB 109 Task Force with participating personnel from the District Attorney's Office, The Santa Ana Police Department and the Orange County Probation Department. The Task Force is officially housed at the Santa Ana Police Department. Assigned personnel were equipped with all related safety equipment, vehicles and access to state of the art investigative resources. The Task Force continues to seek additional manpower from local law enforcement agencies.

Goal #1 - DA FY 2020-21	Improve public safety outcomes and utilize best practices in reducing recidivism throughout the County of Orange.
Objective	Work with County Probation Department and other law enforcement agencies to identify AB 109 participants who are in need of county assistance, sober living intervention, mental health assistance or who are in need of law enforcement intervention due to repeated criminal activity.
Objective	Hold AB 109 participants accountable when they violate the terms of their release or commit new crimes.
Objective	
Outcome Measure	
Outcome Measure	
Outcome Measure	
Progress toward stated goal	Since the summer of 2019, the AB 109 Task Force has conducted 5,840 compliance and reporting checks, all in an effort to identify subjects in need of county resource assistance or intervention by law enforcement. The Task Force has arrested 128 AB 109 participants, revoked 71 AB 109 participants who were on Post Release Community Service, arrested 5 AB 109 participants for attempted murder, 4 for being in stolen vehicles and arrested 73 participants for other felony related crimes.

Goal #2 - DA FY 2020-21	Work with County Probation and other law enforcement agencies to identify AB 109 participants responsible for impacting major crime patterns within Orange County, utilizing technology and intelligence based investigative techniques.
Objective	Utilize countywide crime data to identify emerging crime patterns and develop collaborative relationships with local law enforcement investigative and intelligence units, in an effort to identify and arrest AB 109 participants responsible for major crime patterns.
Objective	
Objective	
Outcome Measure	
Outcome Measure	
Outcome Measure	
Progress toward stated goal	During the 1st quarter of 2020, The AB 109 Task Force while collaborating with other local law enforcement identified one burglary crew who was responsible for over 44 burglaries throughout Orange County, with an estimated loss of over 1.9 million dollars. Utilizing advanced investigative resources, surveillance and advanced crime mapping the AB 109 Task Force along with other law enforcement agencies were able to take 5 subjects into custody who were responsible for this crime wave. Of the 5 subjects arrested, two were on parole, another had been in prison and had 3 strikes against him, and another had been in prison and had 1 strike against him. The AB 109 Task Force continues to look for emerging crime patterns effecting the safety of the citizens of Orange County.



Public Safety Realignment in Orange County

AB 109 Quarterly Report

January to March 2020

Prepared by:

Orange County Community Corrections Partnership



VISION STATEMENT

"Enhancing the quality of life of Orange County residents by promoting public safety, reducing recidivism and creating safer communities."

MISSION STATEMENT

The **Mission** of the Orange County Community Corrections Partnership is to enhance public safety by holding offenders accountable and reducing recidivism by utilizing fiscally responsible, quantifiable, evidenced based and promising practices that support victims and community restoration.



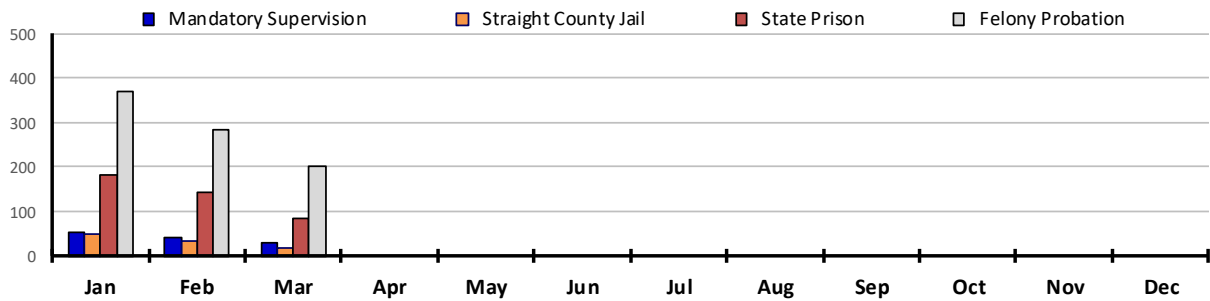
Superior Court of California
COUNTY OF ORANGE

CRIMINAL JUSTICE REALIGNMENT
Felony Only
Calendar Year 2020

I. FILINGS

Measure	Monthly Average	CY 2020	Q1			Q2			Q3			Q4		
			Jan	Feb	Mar	Apr	May	Jun	Jul	Aug	Sep	Oct	Nov	Dec
Felony Filings	875	2,625	1,072	889	664									

II. INITIAL SENTENCING



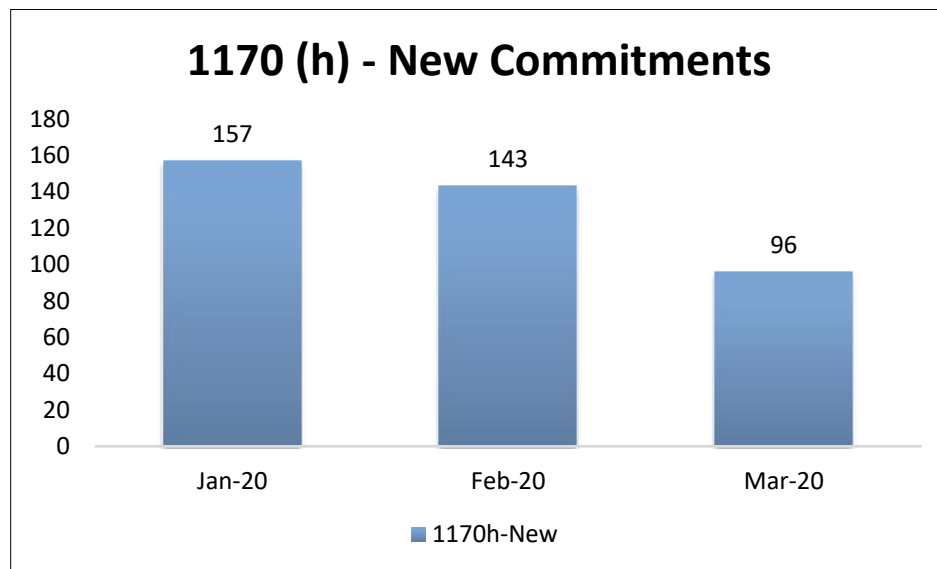
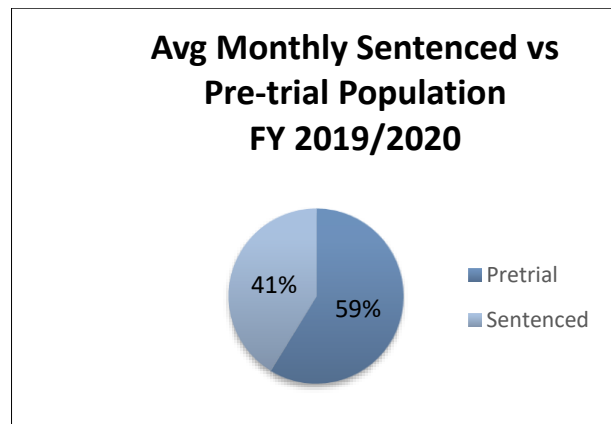
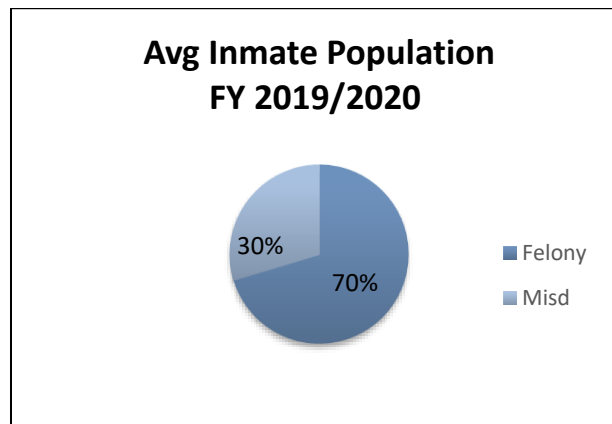
Sentencing Type	%	Month Avg	CY 2020	Q1			Q2			Q3			Q4		
				Jan	Feb	Mar	Apr	May	Jun	Jul	Aug	Sep	Oct	Nov	Dec
A. Mandatory Supervision ("split") [PC§1170(h)(5)(b)]	8%	41	123	52	41	30									
B. Straight County Jail [PC§1170(h)(5)(a)]	7%	34	102	48	35	19									
C. State Prison (non PC§1170 eligible)	27%	135	406	180	142	84									
D. Felony Probation [PC§1203.1]	58%	285	855	371	282	202									
E. TOTAL	100%	495	1,486	651	500	335									

III. PETITIONS /COURT'S MOTIONS TO REVOKE/MODIFY

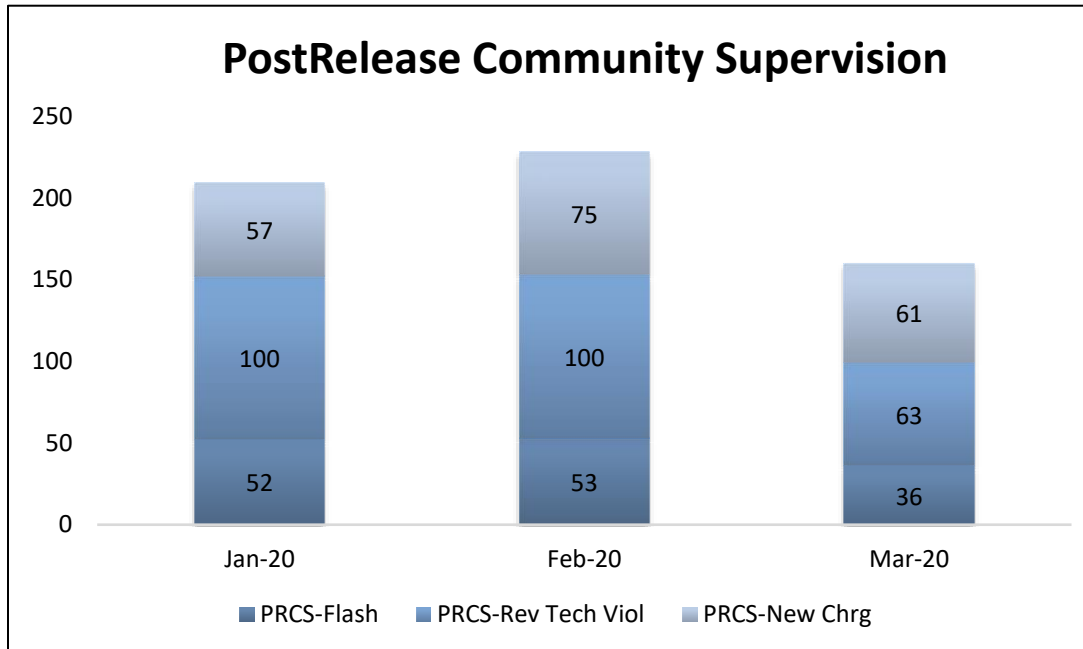
Petitions / Court's Motions	%	Month Avg	CY 2020	Q1			Q2			Q3			Q4		
				Jan	Feb	Mar	Apr	May	Jun	Jul	Aug	Sep	Oct	Nov	Dec
A. Mandatory Supervision ("split")	7%	49	147	45	72	30									
B. Postrelease Community Supv	22%	150	451	179	189	83									
C. Parole	10%	72	216	85	78	53									
D. Felony Probation	61%	422	1,267	535	432	300									
o Petitions	32%	219	657	283	229	145									
o Court's Motion	29%	203	610	252	203	155									
E. TOTAL	100%	694	2,081	844	771	466									



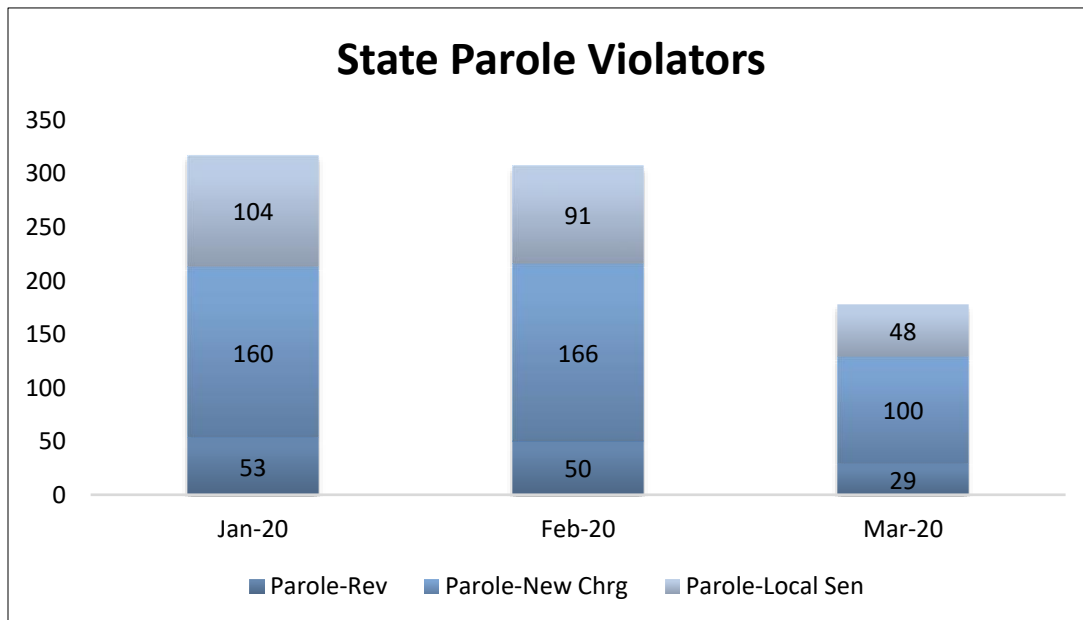
AVG Monthly PRCS Violators Booked	Mental Health Treatment			AVG Monthly Population of PC 1170(h)
	Open Cases	New Cases	Rec. Psy. Drugs	
133.00 per month	1734	424	1142	437.00 Serving an average of 188.87 days
Average Length of Stay 64.77	Sick Calls	Dr. Visits	Off Site Dr. Visits	
	9490	9789	210	



- Total number of PC 1170 (h) offenders (non-violent, non-serious, non-sex offenders) sentenced to the Orange County Jails as a new commitment. Includes both straight and split sentences.



- Total number of Post-Release Community Supervision offenders booked on a 1) PC 3454(c) flash incarceration; 2) PC 3455(a) – revoked for technical violation; and 3) for new charges.



- Total number of state parole violators booked on a 1) PC 3056(a) parole violation only; 2) received jail time as a result of a parole revocation hearing; and 3) any new offense(s) including 1170(h) charges.



Orange County Public Defender’s Office
Sharon Petrosino, Public Defender



The Reentry or Recidivism Reduction Unit is making an impact in the lives of our clients. Perhaps more importantly than ever, and during the current health crisis, our clients need us at every step of the way. While there was always a need for outreach, this Public Defender Unit has made a significant impact in for our clients.

Our clients are some of the most vulnerable members of our community. Many are elderly and often many are physically and mentally fragile. Leading up to the COVID19 crisis our dedicated staff was reaching out on a daily basis and connecting our clients to programs and services. We would meet clients in our offices, at the jails, prisons, treatment facilities, Daily Reporting Centers and courts. In late March, our dedicated staff provided innovative ways to continue, not only communication, but to provide real services. These services continue to have a significant impact. The Reentry Unit is singularly focused in its attempt to help to further our mission, which is to help our clients and to reduce recidivism and making the community safer. It is important to note that the Reentry Unit never missed a beat despite the current challenges of social distancing.

In this quarter, the Public Defender’s office has continued to staff the Realignment client population with three regularly assigned attorneys, two resource service paralegals, an attorney clerk, and a staff specialist. In addition, non-dedicated staff assist with investigation, clerical needs, and any additional Writs & Appeals issues on behalf of Realignment clients. Our two Recidivism Reduction Advisors (RRA’s) are managing significant caseloads. The RRA’s continuously work with other county partners such as Probation, HCA, and OCSJ. We are pleased to note that our RRA’s are continuously working with Probation to link up additional AB 109 clients with treatment programs. In addition, they are assisting in administering ASAM testing in order to place clients in appropriate treatment programs.

It is important to note that the need for additional RRA’s is significant especially after the COVID19 outbreak. While our RRA’s limited their presence at the jails, they turned to connecting and client telephonically. Voluminous interviews and assessments are being conducted through telephone. Our staff are constantly receiving calls for services from in and out of custody clients who do not fit their mandate of only servicing clients who are in AB 109/Mandatory Supervision. It would be worthwhile to seriously consider the addition of two more RRA’s to meet the demand for all our AB 109 client needs. Our staff has taken on additional duties to help anyone who calls.

In addition to handling the above matters, the Reentry Unit team has been active in filing Proposition 47 petitions to reduce felony convictions to misdemeanors. This quarter, 178 petitions were filed, with significant benefit to our clients and their criminal records. The team has also filed for dismissals and reductions of certain marijuana charges pursuant to Proposition 64 with a total of 13 petitions filed.

With respect to AB 109 specifically, the overall number of Post-release Community Supervision (PCS), Mandatory Supervision (MS), and parole cases remained fairly steady. Lastly, we had a significant increase in referrals and community partners.

The Public Defender’s Office handled the following AB 109 matters:

PCS Cases Opened	MS Cases Opened	Parole Cases Opened	Total Court Appearances (includes PCS, MS and Parole)	Contested Hearings
464	149	218	1353	12



Orange County Public Defender’s Office
Sharon Petrosino, Public Defender

In addition to our legal work, the Public Defender’s Office continues to assist in the reduction of recidivism by working directly with clients to reduce their risk factors and increase stability in their lives. To this end, our two dedicated resource paralegals work closely with clients, helping them acclimate in society after release from custody. As mentioned above, our two Recidivism Reduction Advisors will be a critical component in assisting our AB 109 clients.

Again this quarter, our resource paralegals continue to assist our clients with necessary resources and programs.

Client Jail Visits	Client Program Visits	Phone Calls (to/from clients)	Program and Service Referrals	Obtaining Valid Forms of Identification
22	44	1079	223	264

Throughout this quarter of 2020, our paralegals and support staff continue to provide the following assistance to our clients:

- Assisted our clients with obtaining valid forms of identification, including driver’s licenses and birth certificates, to help them gain employment, housing, and transportation.
- Helped our clients enroll in programs for family reunification services.
- Worked with our clients to obtain immigration documents to help them obtain citizenship.
- Obtained General Relief benefits, food stamps, Medi-Cal, and other forms of government assistance for our clients.
- Helped our clients obtain treatment, including sober living and drug and alcohol rehabilitation services.
- Assisted our clients with receiving mental health services.
- Helped our clients to receive veteran benefits and assistance.

With assistance from our lawyers, paralegals, and support staff, our clients have been able to make huge strides in their lives, from obtaining employment, locating a place to live, and receiving treatment for a myriad of substance and mental health problems. It is clear that our clients are relying on the Reentry Unit for support. The Public Defender’s Office is steadfast in continuing to provide excellent representation and support in make big changes in our clients’ lives.

**Total Population Analysis**

In the first quarter of 2020, the Orange County District Attorney's Office (OCDA) handled a total of 880 petitions for AB 109 supervision. The 880 petitions were for a total of 744 different defendants. Of the 744 defendants, 570 (77%) were repeat offenders, having received at least 1 prior petition. 256 defendants (34%) had at least 5 prior petitions, and 78 (10%) had more than 10 prior petitions.

Additionally, in the first quarter of 2020, the OCDA filed 232 new criminal case, which includes 104 felony and 128 misdemeanor, against a total of 215 different defendants who are currently or previously on AB 109 supervision. Fraud, auto theft, and drug offenses were the most common felony charges by an AB 109 defendant; however, the first quarter of 2020 saw several new violent crimes as well, particularly by those on parole.

Overall, PRCS defendants remained the largest population of violators, and while the most serious new cases were by those on parole, those on mandatory supervision were most likely to commit new criminal offenses.

The following pages of this report break down the above statistics by form of supervision - mandatory supervision, PRCS, and parole.

	1st Quarter	YTD 2020	Projected 2020	Projected Change 2018 to 2019	2019	2018	2017
# Defendants	744	744	2976	38%	2164	2106	1908
# Grants/Cases	780	780	3120	36%	2290	2217	2043
# Petitions	880	880	3520	-19%	4351	4426	4198

# of Prior Petitions	No Priors	1	2	3	4	5	6-10	11-15	More than 15
# Defendants this Quarter	174	108	99	58	49	44	134	54	24
# Defendants the Year	174	158	151	153	141	144	145	134	133

New Crime	1st Quarter	YTD 2020	Projected	Projected Change	2019	2018	2017
# of Defendants	215	215	860	-34%	1296	1276	1145
Filed Cases	232	232	928	-61%	2396	2409	2172

*This data is live and is constantly being added to and corrected. Past reported numbers change because cases are constantly being edited.

**Mandatory Supervision Violation Analysis**

In the 1st quarter of 2020, the OCDA received 177 petitions for a violation of Mandatory Supervision by 136 defendants. Of these defendants 95 were repeat offenders, having received at least 1 prior petition: 13 defendants had more than 5 petitions and 1 had over 10 prior petitions.

	1st Quarter	YTD 2020	Projected 2020	Projected Change 2019 to 2020	2019	2018	2017
# Defendants	136	136	544	15%	472	475	472
# Grants/Cases	171	171	684	14%	599	577	598
# Petitions	177	177	708	-17%	855	876	902

# of Prior Petitions	No Priors	1	2	3	4	5	6-10	11-15	More than 15
# Defendants this Quarter	41	25	18	20	8	11	12	1	0
# Defendants the Year	41	25	18	20	8	11	12	1	0

Average Sentence for Sustained Violation: 6 months LOCAL

New Crime Analysis

In the 1st quarter of 2020, the OCDA filed 52 new criminal cases (23 felonies and 29 misdemeanors) against 48 defendants currently or previously on Mandatory Supervision. These new cases include felony charges of Fraud, Auto Theft, and Theft.

New Crime	1st Quarter	YTD 2020	Projected 2020	Projected Change 2019 to 2020	2019	2018	2017
# of Defendants	48	48	192	-35%	294	308	322
Filed Cases	52	52	208	-60%	519	637	647

Felony Case Breakdown (Count 1)	
FRAUD	25
AUTO THEFT	19
THEFT	8
NAR POSS	8
TRAFFIC	8
NAR SALES	5
OTHER	14

New Criminal Case Historical Review for 1st Quarter:

2019 - Defendant with 1 year Recidivism 73%
 2017 - Defendant with 3 year Recidivism 75%
 2015 - Defendant with 5 year Recidivism 77%

** Recidivism measures are for defendants placed on supervision during the 1st Quarter with new offenses between 1/1/2020 and 3/31/2020, 1Q 2017 with new offense between 1/1/2017 and 3/31/20, and 1Q 2015 with new offenses between 1/1/2015 and 3/31/2020.*

Average time between being placed on Supervision and first date of violation for a new crime 213 days

**Post Release Community Supervision Violation Analysis**

In the 1st quarter of 2020, the OCDA received 525 petitions for a violation of PRCS by 436 defendants. Of these defendants 369 were repeat offenders, having received at least 1 prior petition: 177 defendants had over 5 petitions and 72 had over 10 prior petitions.

	1st Quarter	YTD 2020	Projected 2020	Projected Change 2019 to 2020	2019	2018	2017
# Defendants	436	436	1744	41%	1233	1219	1073
# Grants/Cases	436	436	1744	41%	1236	1229	1083
# Petitions	525	525	2100	-25%	2810	2939	2749

# of Prior Petitions	No Priors	1	2	3	4	5	6-10	11-15	More than 15
# Defendants this Quarter	67	49	52	32	31	28	105	49	23
# Defendants the Year	67	49	52	32	31	28	105	49	23

Average Sentence for Sustained Violation: 146 Days Jail

New Crime Analysis

In the 1st quarter of 2020, the OCDA filed 131 new criminal cases (67 felonies and 64 misdemeanors) against 125 defendants currently or previously on PCS. These new cases include felony charges of Narcotics Sales, Auto Theft, and Weapon charges.

	52	YTD 2020	Projected 2020	Projected Change 2019 to 2020	2019	2018	2017
New Crime							
# of Defendants	125	125	500	-33%	743	745	663
Filed Cases	131	131	524	-60%	1310	1317	1232

Felony Case Breakdown (Count 1)	
NAR SALES	11
AUTO THEFT	11
WEAPONS	10
BURGLARY	6
ASSAULT	6
FRAUD	4
OTHER	16

New Criminal Case Historical Review for 1st Quarter:

2019 - Defendant with 1 year Recidivism 45%

2017 - Defendant with 3 year Recidivism 63%

2015 - Defendant with 5 year Recidivism 74%

** Recidivism measures are for defendants placed on supervision during the 1st 2019 with new offenses between 1/1/2020 and 3/31/2020, 1Q 2017 with new offense between 1/1/2017 and 3/31/20, and 1Q 2015 with new offenses between 1/1/2015 and 3/31/2020.*

Average time between being placed on Supervision and first date of violation for a new crime 366 days

**Parole Violation Analysis**

In the 1st quarter of 2020, the OCDA received 178 petitions for a violation of Parole by 172 defendants. Of these defendants 106 were repeat offenders, having received at least 1 prior petition: 22 defendants had more than 5 petitions and 5 had over 10 prior petitions.

	1st Quarter	YTD 2020	Projected 2020	Projected Change 2019 to 2020	2019	2018	2017
# Defendants	172	172	688	50%	459	412	363
# Grants/Cases	173	173	692	52%	455	411	362
# Petitions	178	178	712	4%	686	611	547

# of Prior Petitions	No Priors	1	2	3	4	5	6-10	11-15	More than 15
# Defendants this Quarter	66	34	29	6	10	5	17	4	1
# Defendants the Year	66	34	29	6	10	5	17	4	1

Average Sentence for Sustained Violation: 100 days JAIL

New Crime Analysis

In the 1st quarter of 2020, the OCDA filed 49 new criminal cases (14 felonies and 35 misdemeanors) against 42 defendants currently or previously on Parole. These new cases include felony charges of Sexual Assault and Robbery.

New Crime	1st Quarter	YTD 2020	Projected 2020	Projected Change 2019 to 2020	2019	2018	2017
# of Defendants	42	42	168	-35%	259	223	160
Filed Cases	49	49	196	-65%	567	455	293

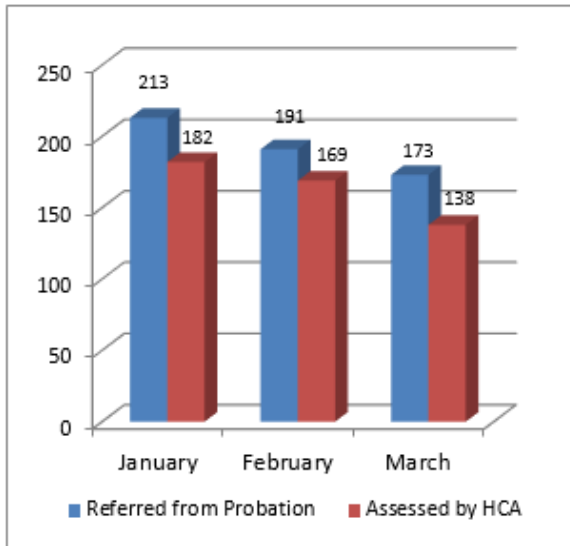
Felony Case Breakdown (Count 1)	
SEX ASSAULT	6
ROBBERY	2
WEAPONS	2
AUTO THEFT	1
KIDNAPPING	1



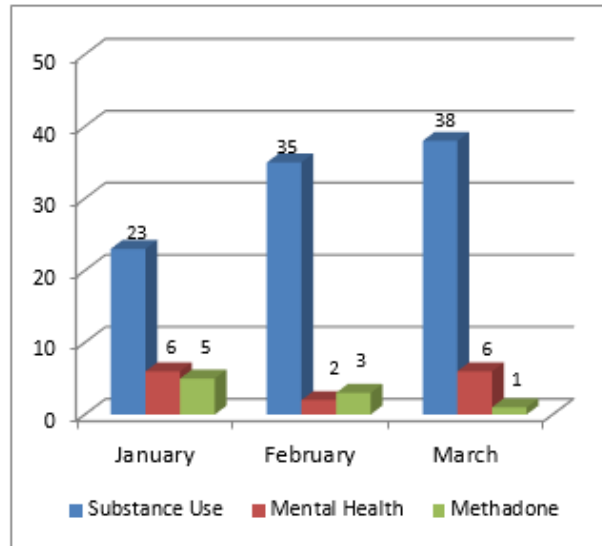
Behavioral Health Services

Referrals and Admissions

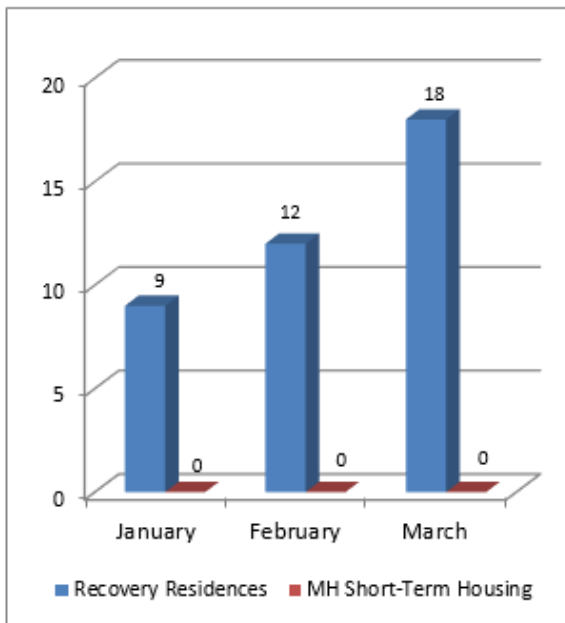
Probation Referrals & HCA Assessments



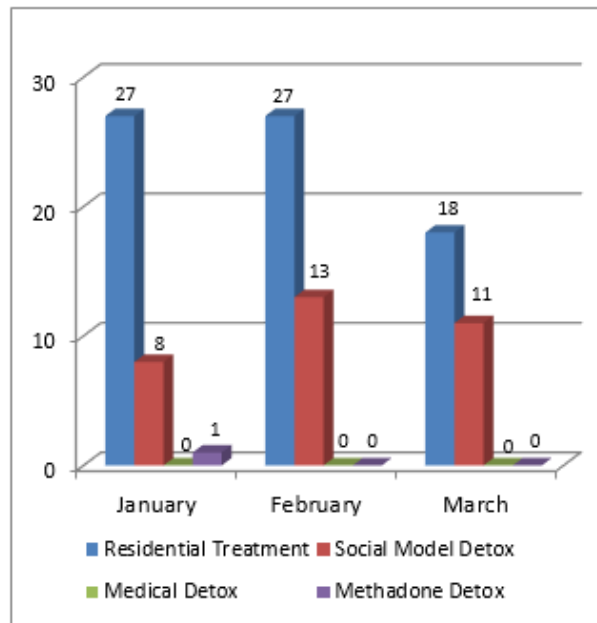
Admitted to Outpatient Treatment



Admitted to Housing



Admitted to Residential Treatment/Detox





AB 109 HCA Behavioral Health Services Referrals and Admissions from January – March 2020:

Referrals	Total	Admissions	Total
Outpatient SUD Treatment	170	Outpatient SUD Treatment	96
Residential SUD Treatment	157	Residential SUD Treatment	72
Social Model Detox	41	Social Model Detox	32
Medical Detox	0	Medical Detox	0
Methadone Detox	1	Methadone Detox	0
Methadone Maintenance	13	Methadone Maintenance	9
Vivitrol	16	Vivitrol	0
Mental Health Outpatient	27	Mental Health Outpatient	11
Psychiatric Services	0	Psychiatric Services	0
Full Service Partnership (FSP)	3	Full Service Partnership (FSP)	3
Mental Health Short-Term Housing	0	Mental Health Short-Term Housing	0
Recovery Residences	53	Recovery Residences	39

HCA Behavioral Health Services (BHS) staff and service providers work closely with probation officers to assist AB 109 clients to access and engage in services. In February, the part-time psychiatrist who was providing bridge psychiatric services to individuals with mild to moderate mental health issues vacated the position. HCA is working to fill the position and clients are being connected to appropriate community resources. During this quarter, Residential Treatment Services welcomed G & C Swan, Inc. as a new contract provider. They have two programs in San Bernardino County: New Creations which is in Colton and His House which is in Upland. Both programs provide residential treatment services to both males and females that meet 3.1 as well as those with 3.5 criteria for the ASAM.

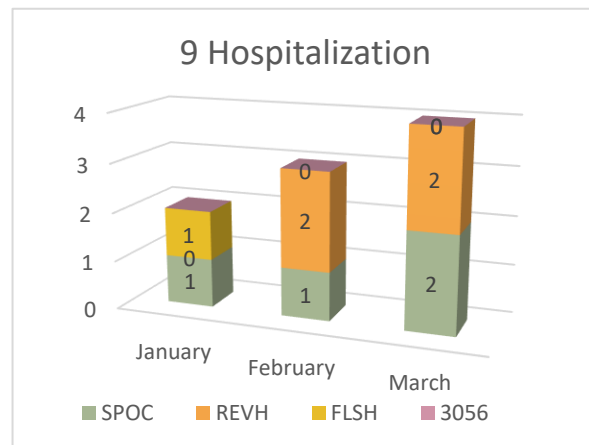
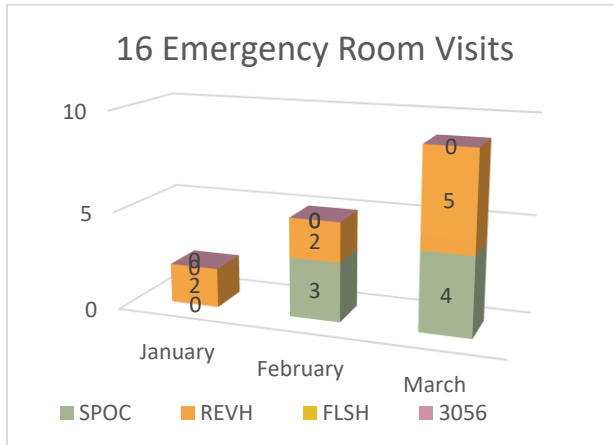
With the COVID-19 pandemic, HCA AB 109 screeners remained available onsite at Probation offices to follow up with referrals, screen and link individuals to appropriate services. To promote safety, screenings were mostly done via telephone. Service providers remained open to provide essential services including initial intakes, psychiatric assessments and crisis services. All non-essential services were provided telephonically when possible. Program staff followed up with clients regularly to ensure basic needs are met and provide support and resources during this crisis.

During this quarter, there were 577 referrals received from probation. Of the total, 489 referrals (85%) were assessed by HCA AB 109 screeners. Of those assessed, 481 referrals were made for behavioral health services and 262 referrals (56%) resulted in admission. Of the different service referrals, 33% were for residential treatment, 35% for outpatient substance use disorder treatment, 9% for detox, 11% for recovery residences and mental health short-term housing, 6% for mental health outpatient and bridge medication services, 1% of FSP and 6% for Vivitrol and methadone maintenance.



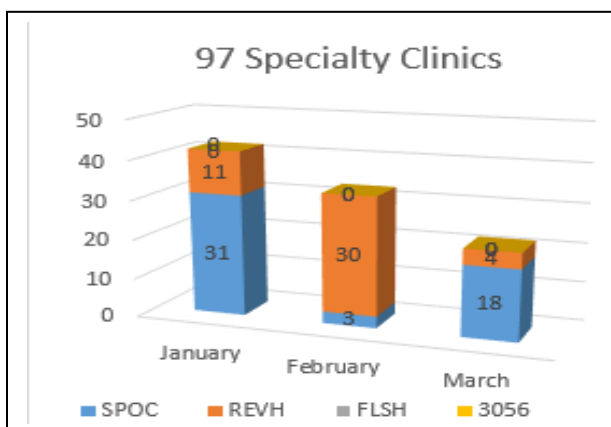
Correctional Health Services

Correctional Health Services' staff administered Vivitrol to one (1) inmate prior to their release. Coordinated follow-up is arranged for individuals to receive additional injections post-release via Behavioral Health Services out-patient services. Twenty-five (25) AB 109 inmates were either hospitalized or treated in the Emergency Department. This is an increase from the previous quarter reflecting twenty (20) inmates.



All primary care physician services are provided within the jail; however, when an AB 109 inmate needs specialty services, they are transported to specialty medical clinics off-site (such as, Cardiology, Nephrology, Oncology, OB, Surgery, etc.). There are currently nearly 26 specialty clinic services available with 97 clinic visits completed during the 1st quarter of 2020 for AB 109 inmates specifically. This equates to approximately 14% of the total specialty clinic services for this quarter.

AB109 Type:	SPOC	REVH	FLSH	Total Per Clinic
Total Number of Appointments	79	18	0	
Cardiology	4	1	0	5
Dialysis	36	0	0	36
Echocardiogram	1	1	0	2
Endocrinology	4	1	0	5
ENT	2	0	0	2
Gastroenterology	0	2	0	2
General Surgery	5	1	0	6
Hematology/Oncol	3	1	0	4
Ophthalmology	2	1	0	3
Oral/Facial Surgery	0	1	0	1
Orthopedics	7	5	0	12
OT	2	1	0	3
PT	1	0	0	1
Podiatry	2	0	0	2
Radiation Therapy	1	0	0	1
Radiology	6	3	0	9
TAB	1	0	0	1
Ultrasound	1	0	0	1
Vascular	1	0	0	1
				97

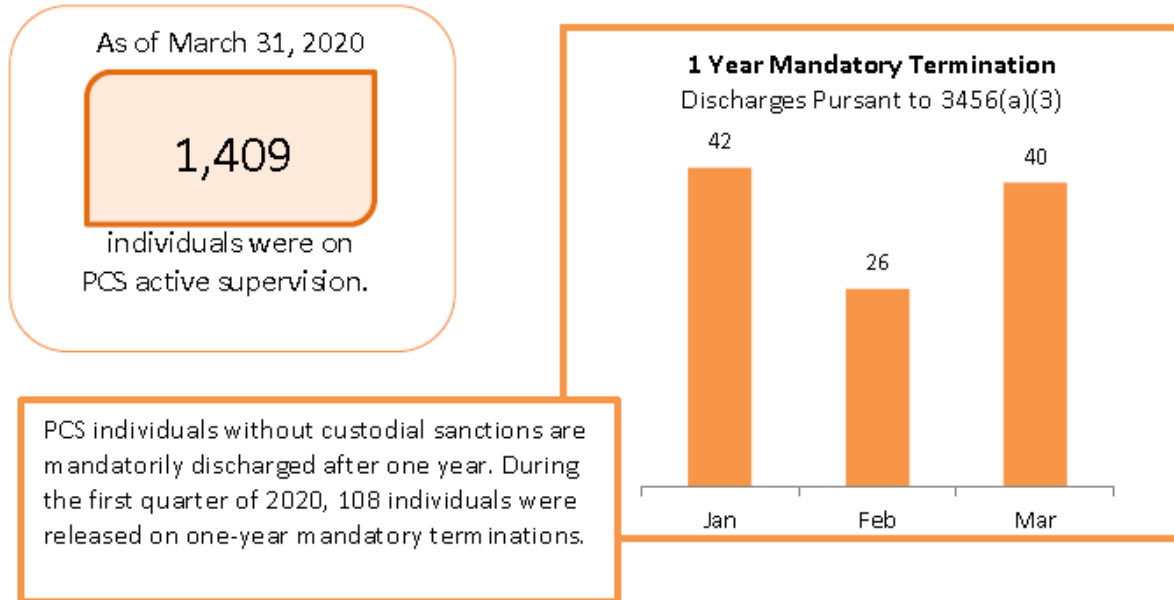


In-custody Correctional Health Services triages and screens every AB 109 inmate in the jail to determine their medical and mental health needs and subsequent treatment and medication plan. The volume of patients is reflected in the Sheriff's section of this report, as all in-custody inmates on the Sheriff's census are also managed by in-custody healthcare staff.



Since the inception of AB 109 through March 31, 2020, OC Probation has supervised 9,417 former state prisoners.

Postrelease Community Supervision



PCS Controlling Offense (All Felonies)	Person	Property	Drug	Weapons	Other
	13%	32%	31%	9%	15%

Mandatory Supervision

Individuals with MS Convictions from October 1, 2011 through March 31, 2020 = 4,177

Mandatory Supervision (MS) individuals are offenders sentenced under PC § 1170(h) who receive jail time followed by supervision. During the first quarter of 2020, 84 individuals were sentenced to MS. As of March 2020, 462 individuals are actively supervised while 399 individuals are on active warrant. In addition, 106 individuals were sentenced but are still in Orange County Jails – once released, OC Probation will supervise them.

Day Reporting Centers (DRC)

January 1, 2020 – March 31, 2020

130 Program Referrals*	79 Program Entries*	99 Program Discharges*
<i>Referral Reason (%)</i>	<i>Risk Level at Entry (%)</i>	<i>Phase at Exit 1-3 (%)</i>
Benefit to Participant 38%	High 66%	1 63%
Sanction 15%	Medium 30%	2 28%
Both 7%	Low 1%	3 9%
Unknown 40%	Not Assessed 3%	Intake/Orientation 0%

* Includes West County DRC which opened 9/25/2017



Public Safety Realignment in Orange County

AB 109 Quarterly Report

April to June 2020

Prepared by:

Orange County Community Corrections Partnership



VISION STATEMENT

"Enhancing the quality of life of Orange County residents by promoting public safety, reducing recidivism and creating safer communities."

MISSION STATEMENT

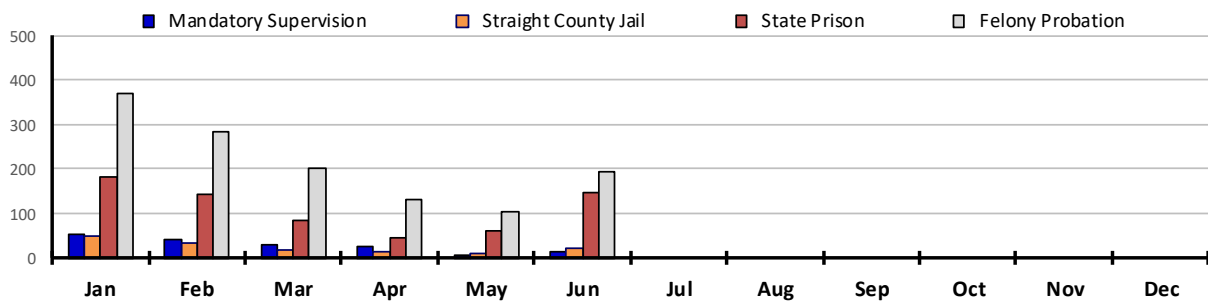
The **Mission** of the Orange County Community Corrections Partnership is to enhance public safety by holding offenders accountable and reducing recidivism by utilizing fiscally responsible, quantifiable, evidenced based and promising practices that support victims and community restoration.



I. FILINGS

Measure	Monthly Average	CY 2020	Q1			Q2			Q3			Q4		
			Jan	Feb	Mar	Apr	May	Jun	Jul	Aug	Sep	Oct	Nov	Dec
Felony Filings	816	4,895	1,072	889	664	607	796	867						

II. INITIAL SENTENCING



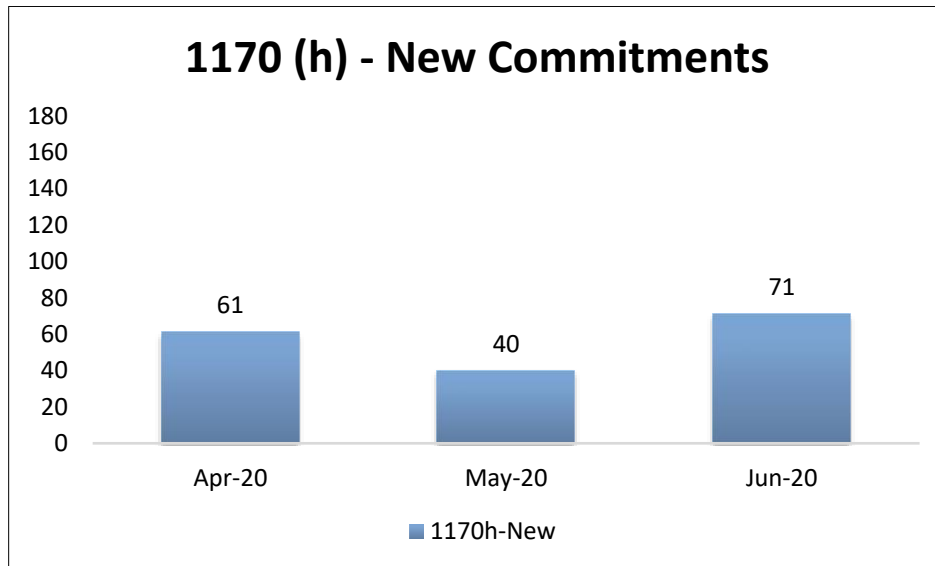
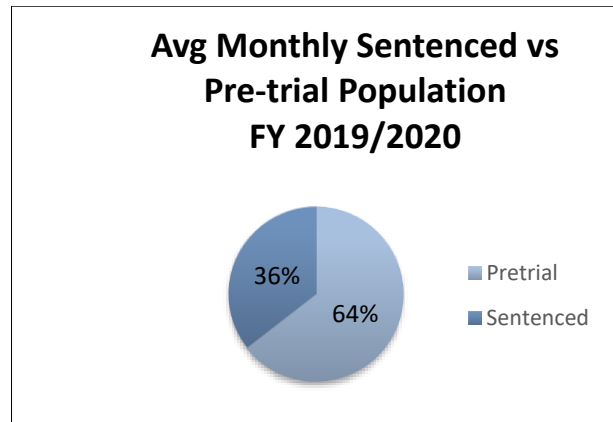
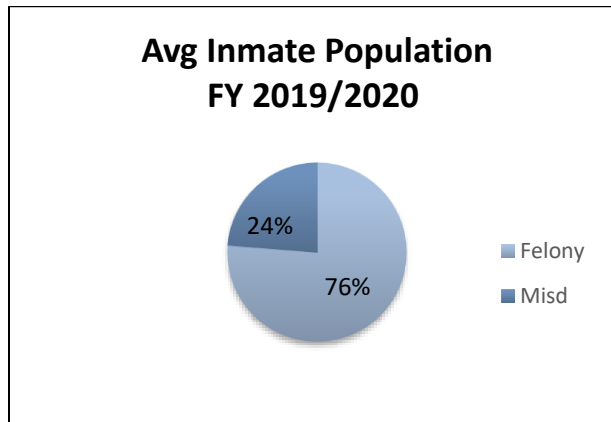
Sentencing Type	%	Month Avg	CY 2020	Q1			Q2			Q3			Q4		
				Jan	Feb	Mar	Apr	May	Jun	Jul	Aug	Sep	Oct	Nov	Dec
A. Mandatory Supervision ("split") [PC§1170(h)(5)(b)]	7%	28	167	52	41	30	26	4	14						
B. Straight County Jail [PC§1170(h)(5)(a)]	6%	24	145	48	35	19	12	10	21						
C. State Prison (non PC§1170 eligible)	29%	109	656	180	142	84	44	60	146						
D. Felony Probation [PC§1203.1]	57%	214	1,286	371	282	202	132	105	194						
E. TOTAL	100%	376	2,254	651	500	335	214	179	375						

III. PETITIONS /COURT'S MOTIONS TO REVOKE/MODIFY

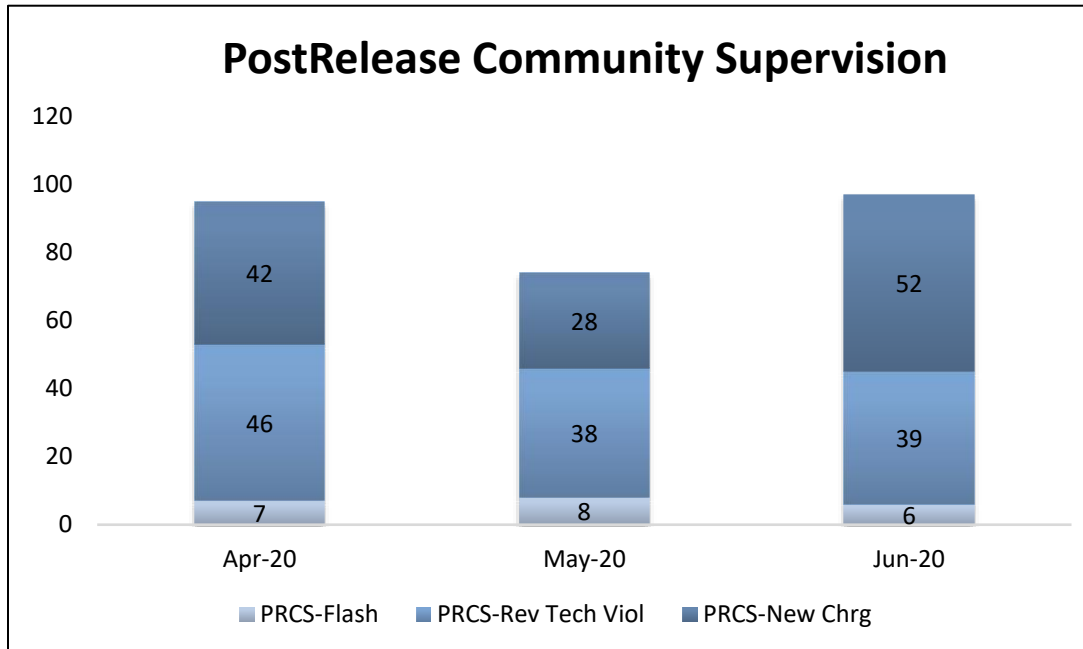
Petitions / Court's Motions	%	Month Avg	CY 2020	Q1			Q2			Q3			Q4		
				Jan	Feb	Mar	Apr	May	Jun	Jul	Aug	Sep	Oct	Nov	Dec
A. Mandatory Supervision ("split")	9%	49	291	45	72	30	4	70	70						
B. Postrelease Community Supv	22%	122	730	179	189	83	51	68	160						
C. Parole	9%	48	290	85	78	53	30	24	20						
D. Felony Probation	61%	347	2,084	535	432	300	123	334	360						
o Petitions	29%	165	988	283	229	145	70	98	163						
o Court's Motion	32%	183	1,096	252	203	155	53	236	197						
E. TOTAL	100%	566	3,395	844	771	466	208	496	610						



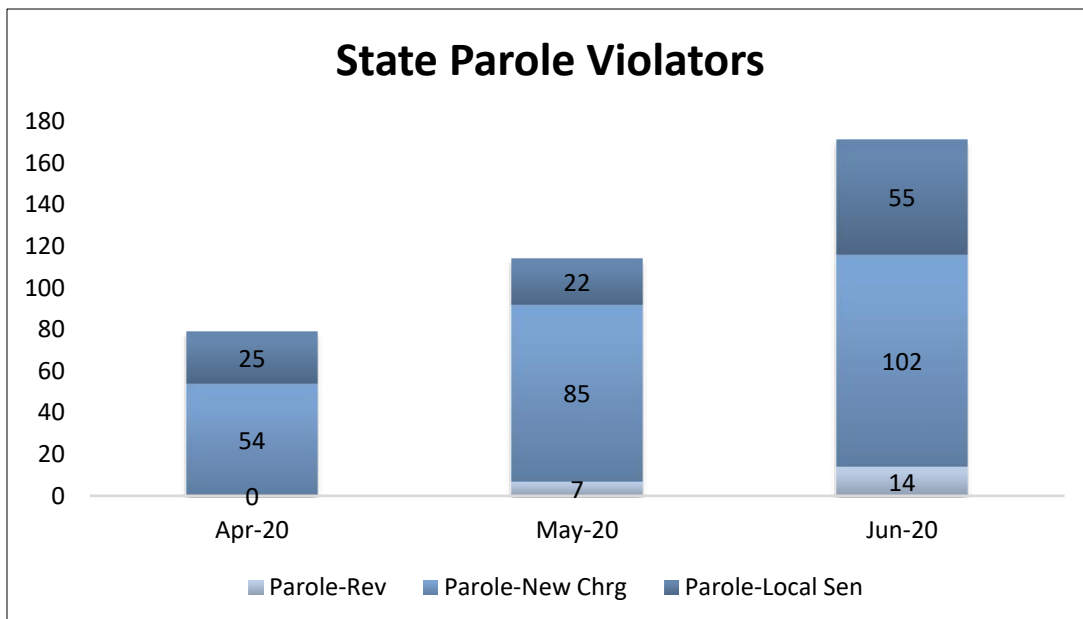
AVG Monthly PRCS Violators Booked	Mental Health Treatment			AVG Monthly Population of PC 1170(h)
89.00 per month	<i>Open Cases</i>	<i>New Cases</i>	<i>Rec. Psy. Drugs</i>	335.00 Serving an average of 235.30 days
Average Length of Stay 79.38	1401	286	960	
	<i>Sick Calls</i>	<i>Dr. Visits</i>	<i>Off Site Dr. Visits</i>	
	6514	6727	164	



- Total number of PC 1170 (h) offenders (non-violent, non-serious, non-sex offenders) sentenced to the Orange County Jails as a new commitment. Includes both straight and split sentences.



- Total number of Post-Release Community Supervision offenders booked on a 1) PC 3454(c) flash incarceration; 2) PC 3455(a) – revoked for technical violation; and 3) for new charges.



- Total number of state parole violators booked on a 1) PC 3056(a) parole violation only; 2) received jail time as a result of a parole revocation hearing; and 3) any new offense(s) including 1170(h) charges.



Orange County Public Defender’s Office
Sharon Petrosino, Public Defender

Every day the Recidivism Reduction Unit staff are reaching out and connecting our clients and linking them to services. These services will best support our clients by providing them the appropriate resources for their needs. Especially during these challenging times, this public defender unit has taken on the additional role of supporting our AB 109 clients who have been disproportionately impacted by pandemic related hardships.

It is no surprise that our clients are some of the most vulnerable members of our community. Many are elderly and often many are physically and mentally fragile. Prior to the COVID19 crisis our dedicated staff was reaching out on a daily basis and connecting our clients to programs and services. We have strategically shifted our operational practices since to make sure our staff and client are safe. Our dedicated staff is providing innovative ways to continue, not only communication, but to provide real services. These services continue to have a significant impact. The Reentry Unit is singularly focused in its attempt to help to further our mission, which is to help our clients and to reduce recidivism and making the community safer. It is important to note that the Reentry Unit never missed a beat despite the current challenges of social distancing.

In this quarter, the Public Defender’s office has continued to staff the Realignment client population with three regularly assigned attorneys, two resource service paralegals, an attorney clerk, and a staff specialist. In addition, non-dedicated staff assist with investigation, clerical needs, and any additional Writs & Appeals issues on behalf of Realignment clients. Our two Recidivism Reduction Advisors (RRA’s) are managing significant caseloads. The RRA’s continuously work with other county partners such as probation, HCA, and OCSD. We are pleased to note that our RRA’s are continuously working with probation to link up additional AB 109 clients with treatment programs. In addition, they are assisting in administering ASAM testing in order to place clients in appropriate treatment programs.

It is important to note that the need for additional RRA’s is significant especially after the COVID19 outbreak. As is reflected in the in “Jail visit” section, and for safety reasons, our RRA’s have limited presence at the jails, they turned to connecting and client telephonically.

In addition to handling the above matters, the Reentry Unit team has been active in filing Proposition 47 petitions to reduce felony convictions to misdemeanors. This quarter, 89 petitions were filed, with significant benefit to our clients and their criminal records. The team has also filed for dismissals and reductions of certain marijuana charges pursuant to Proposition 64 with a total of 3 petitions filed.

With respect to AB 109 specifically, the overall number of Post-release Community Supervision (PCS), Mandatory Supervision (MS), and as a result of the current health crisis, we have seen a slight dip in the number of petitions as compared to the previous quarter. The Public Defender’s Office handled the following AB 109 matters:

PCS Cases Opened	MS Cases Opened	Parole Cases Opened	Total Court Appearances (includes PCS, MS and Parole)	Contested Hearings
274	77	77	876	3



Orange County Public Defender’s Office
Sharon Petrosino, Public Defender

In addition to our legal work, the Public Defender’s Office continues to assist in the reduction of recidivism by working directly with clients to reduce their risk factors and increase stability in their lives. To this end, our two dedicated resource paralegals work closely with clients, helping them acclimate in society after release from custody. As mentioned above, our two Recidivism Reduction Advisors will be a critical component in assisting our AB 109 clients.

Again this quarter, our resource paralegals continue to assist our clients with necessary resources and programs.

Client Jail Visits	Client Program Visits	Phone Calls (to/from clients)	Program and Service Referrals	Obtaining Valid Forms of Identification
0	0	1790	447	147

Throughout this quarter of 2020, our paralegals and support staff continue to provide the following assistance to our clients:

- Assisted our clients with obtaining valid forms of identification, including driver’s licenses and birth certificates, to help them gain employment, housing, and transportation
- Helped our clients enroll in programs for family reunification services
- Worked with our clients to obtain immigration documents to help them obtain citizenship
- Obtained General Relief benefits, food stamps, Medi-Cal, and other forms of government assistance for our clients
- Helped our clients obtain treatment, including sober living and drug and alcohol rehabilitation services
- Assisted our clients with receiving mental health services
- Helped our clients to receive veteran benefits and assistance

With assistance from our lawyers, paralegals, and support staff, our clients have been able to make huge strides in their lives, from obtaining employment, locating a place to live, and receiving treatment for a myriad of substance and mental health problems. It is clear that our clients are relying on the Reentry Unit for support. The Public Defender’s Office is steadfast in continuing to provide excellent representation and support in make big changes in our clients’ lives.

**Total Population Analysis**

In the second quarter of 2020, the Orange County District Attorney's (OCDA) Office handled a total of 464 petitions for a violation of AB 109 supervision. The 464 petitions were for a total of 365 different defendants. Of the 365 defendants, 269 (73%) were repeat offenders, having received at least 1 prior petition. 131 defendants (36%) had at least 5 prior petitions, and 43 (10%) had more than 10 prior petitions.

Additionally, in the second quarter of 2020, the OCDA filed 233 new criminal cases, which includes 136 felony (58%), 97 misdemeanor, against a total of 180 different defendants who are currently or previously on AB 109 supervision.

Auto theft, fraud, and drug offenses remained the most common felony charges by an AB 109 defendant; however, the second quarter of 2020 saw several new violent crimes as well, including three sexual assault cases by defendants on parole.

Overall, PRCS defendants remained the largest population of violators, and while the most serious new cases were by those on parole, those on mandatory supervision were most likely to commit new criminal offenses.

The following pages of this report break down the above statistics by form of supervision - mandatory supervision, PRCS, and parole.

	2nd Quarter	YTD 2020	Projected 2020	Projected Change 2018 to 2019	2019	2018	2017
# Defendants	365	1077	2154	0%	2164	2106	1908
# Grants/Cases	397	1139	2278	-1%	2290	2217	2043
# Petitions	464	1463	2926	-33%	4351	4426	4198

# of Prior Petitions	No Priors	1	2	3	4	5	6-10	11-15	More than 15
# Defendants this Quarter	96	41	28	38	31	17	71	29	14
# Defendants this Year	267	248	230	233	218	215	224	205	202

	2nd Quarter	YTD 2020	Projected 2020	Projected Change 2018 to 2019	2019	2018	2017
New Crime							
# of Defendants	180	518	1036	-20%	1296	1276	1145
Filed Cases	233	740	1480	-38%	2396	2409	2172

*This data is live and is constantly being added to and corrected. Past reported numbers change because cases are constantly being edited.

**Mandatory Supervision Violation Analysis**

In the 2nd quarter of 2020, the OCDA received 127 petitions for a violation of Mandatory Supervision by 92 defendants. Of these defendants 63 were repeat offenders, having received at least 1 prior petition: 12 defendants had more than 5 petitions and 2 had over 10 prior petitions.

	2nd Quarter	YTD 2020	Projected 2020	Projected Change 2019 to 2020	2019	2018	2017
# Defendants	92	224	448	-5%	472	475	472
# Grants/Cases	124	285	570	-5%	599	577	598
# Petitions	127	325	650	-24%	855	876	902

# of Prior Petitions	No Priors	1	2	3	4	5	6-10	11-15	More than 15
# Defendants this Quarter	29	16	10	13	8	4	10	2	0
# Defendants this Year	65	46	28	31	16	13	22	3	0

Average Sentence for Sustained Violation: 6 months LOCAL

New Crime Analysis

In the 2nd quarter of 2020, the OCDA filed 54 new criminal cases (32 felonies and 22 misdemeanors) against 38 defendants currently or previously on Mandatory Supervision. These new cases include felony charges of Narcotics Possession, Auto Theft, and Fraud.

New Crime	2nd Quarter	YTD 2020	Projected 2020	Projected Change 2019 to 2020	2019	2018	2017
# of Defendants	38	114	228	-22%	294	308	322
Filed Cases	54	162	324	-38%	519	637	647

Felony Case Breakdown (Count 1)	
NAR POSS	21
AUTO THEFT	21
FRAUD	13
TRAFFIC	10
WEAPONS	9
ASSAULT	9
OTHER	28

New Offense Rates for 2nd Quarter:

2019 -	New offense w/in 1 yr of supervision	<u>68%</u>
2017 -	New offense w/in 3 yrs of supervision	<u>86%</u>
2015 -	New offense w/in 5 yrs of supervision	<u>79%</u>

** Rates are for defendants placed on supervision during the 2nd 2019 with new offenses between 4/1/2020 and 6/30/2020, 2Q 2017 with new offense between 4/1/2017 and 6/30/20, and 2Q 2015 with new offenses between 4/1/2015 and 6/30/2020.*

Average time between being placed on Supervision and
first date of violation for a new crime 196 days

**Post Release Community Supervision Violation Analysis**

In the 2nd quarter of 2020, the OCDA received 276 petitions for a violation of PRCS by 220 defendants. Of these defendants 169 were repeat offenders, having received at least 1 prior petition: 86 defendants had over 5 petitions and 36 had over 10 prior petitions.

	2nd Quarter	YTD 2020	Projected 2020	Projected Change 2019 to 2020	2019	2018	2017
# Defendants	220	630	1260	2%	1233	1219	1073
# Grants/Cases	220	630	1260	2%	1236	1229	1083
# Petitions	276	877	1754	-38%	2810	2939	2749

# of Prior Petitions	No Priors	1	2	3	4	5	6-10	11-15	More than 15
# Defendants this Quarter	51	18	14	22	18	11	50	23	13
# Defendants this Year	115	67	61	53	47	36	150	63	38

Average Sentence for Sustained Violation: 106 Days Jail

New Crime Analysis

In the 2nd quarter of 2020, the OCDA filed 158 new criminal cases (91 felonies and 67 misdemeanors) against 124 defendants currently or previously on PRCS. These new cases include felony charges of Auto Theft, Narcotics Sales, and Weapon charges.

New Crime	2nd Quarter	YTD 2020	Projected 2020	Projected Change 2019 to 2020	2019	2018	2017
# of Defendants	124	297	594	-20%	743	745	663
Filed Cases	158	414	828	-37%	1310	1317	1232

Felony Case Breakdown (Count 1)	
AUTO THEFT	24
NAR SALES	12
WEAPONS	8
ASSAULT	7
FRAUD	5
BURGLARY	5
OTHER	23

New Offense Rates for 2nd Quarter:

2019 - New offense w/in 1 yr of supervisor 49%

2017 - New offense w/in 3 yrs of supervisio 77%

2015 - New offense w/in 5 yrs of supervisio 68%

** Rates are for defendants placed on supervision during the 2nd 2019 with new offenses between 4/1/2020 and 6/30/2020, 2Q 2017 with new offense between 4/1/2017 and 6/30/20, and 2Q 2015 with new offenses between 4/1/2015 and 6/30/2020.*

Average time between being placed on Supervision and first date of violation for a new crime 335 days

**Parole Violation Analysis**

In the 2nd quarter of 2020, the OCDA received 61 petitions for a violation of Parole by 53 defendants. Of these defendants 37 were repeat offenders, having received at least 1 prior petition: 16 defendants had more than 5 petitions and 5 had over 10 prior petitions.

	2nd Quarter	YTD 2020	Projected 2020	Projected Change 2019 to 2020	2019	2018	2017
# Defendants	53	223	446	-3%	459	412	363
# Grants/Cases	53	224	448	-2%	455	411	362
# Petitions	61	261	522	-24%	686	611	547

# of Prior Petitions	No Priors	1	2	3	4	5	6-10	11-15	More than 15
# Defendants this Quarter	16	7	4	3	5	2	11	4	1
# Defendants this Year	87	39	34	10	13	8	22	8	2

Average Sentence for Sustained Violation: 87 days JAIL

New Crime Analysis

In the 2nd quarter of 2020, the OCDA filed 21 new criminal cases (13 felonies and 8 misdemeanors) against 18 defendants currently or previously on Parole. These new cases include felony charges of Assault and Sexual Assault.

New Crime	2nd Quarter	YTD 2020	Projected 2020	Projected Change 2019 to 2020	2019	2018	2017
# of Defendants	18	107	214	-17%	259	223	160
Filed Cases	21	164	328	-42%	567	455	293

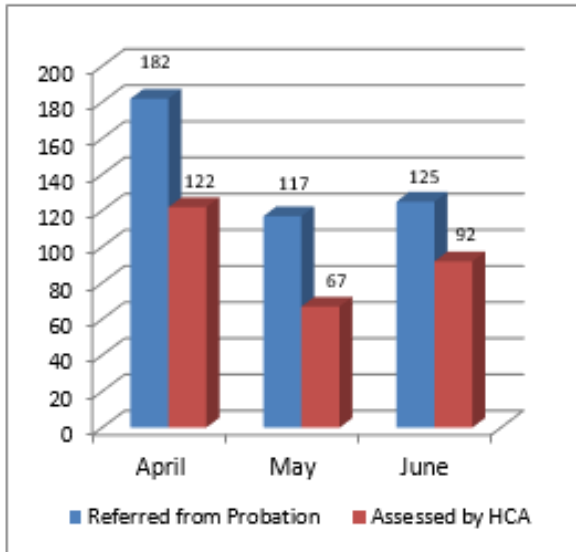
Felony Case Breakdown (Count 1)	
ASSAULT	4
SEX ASSAULT	3
BURGLARY	2
AUTO THEFT	1
CARJACKING	1



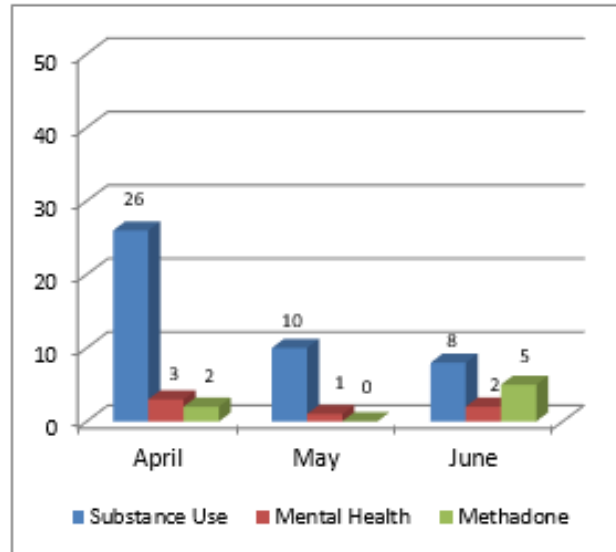
Behavioral Health Services

Referrals and Admissions

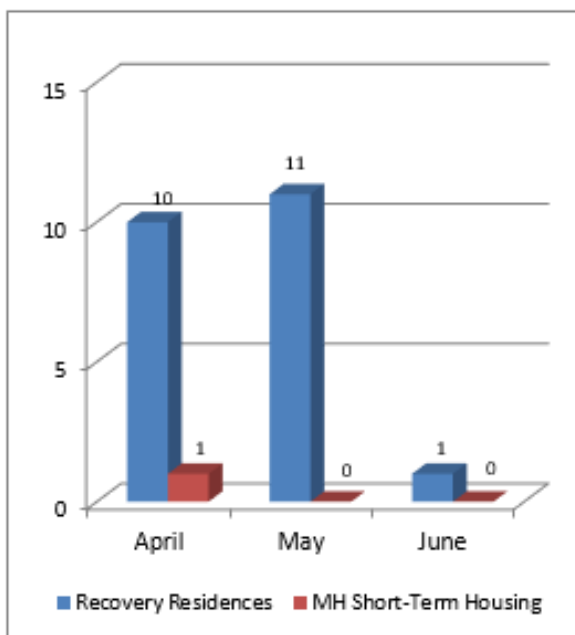
Probation Referrals & HCA Assessments



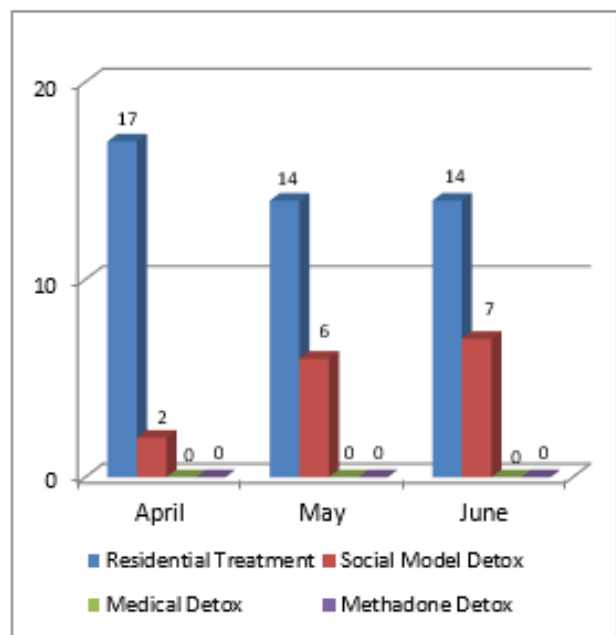
Admitted to Outpatient Treatment



Admitted to Housing



Admitted to Residential Treatment/Detox





AB 109 HCA Behavioral Health Services Referrals and Admissions from April – June 2020:

Referrals	Total	Admissions	Total
Outpatient SUD Treatment	87	Outpatient SUD Treatment	44
Residential SUD Treatment	87	Residential SUD Treatment	45
Social Model Detox	24	Social Model Detox	15
Medical Detox	0	Medical Detox	0
Methadone Detox	0	Methadone Detox	0
Methadone Maintenance	14	Methadone Maintenance	7
Vivitrol	7	Vivitrol	2
Mental Health Outpatient	12	Mental Health Outpatient	6
Psychiatric Services	0	Psychiatric Services	0
Full Service Partnership (FSP)	2	Full Service Partnership (FSP)	1
Mental Health Short-Term Housing	2	Mental Health Short-Term Housing	1
Recovery Residences	30	Recovery Residences	22

During this quarter, HCA AB 109 screeners continued to be available on site at Probation offices to follow up with referrals, screen and link individuals to appropriate services. As Probation offices remain closed to the public, outreach services were provided telephonically. Treatment providers remained open to provide essential services, including initial intakes, psychiatric assessments and crisis services and to see clients who do not have access to a phone. Non-essential services were provided telephonically or via telehealth when possible. Program staff followed up with clients regularly to ensure basic needs are met and provide support and resources. All Substance Use Disorder (SUD) contracted providers continued providing services on site, including drug testing, individual and group counseling services. Narcotic Treatment Program (NTP) providers adjusted their services, including offering telehealth services for buprenorphine and offering clients with additional take homes per regulatory approval. At this time, face to face assessment remains a requirement in order to start clients on methadone services.

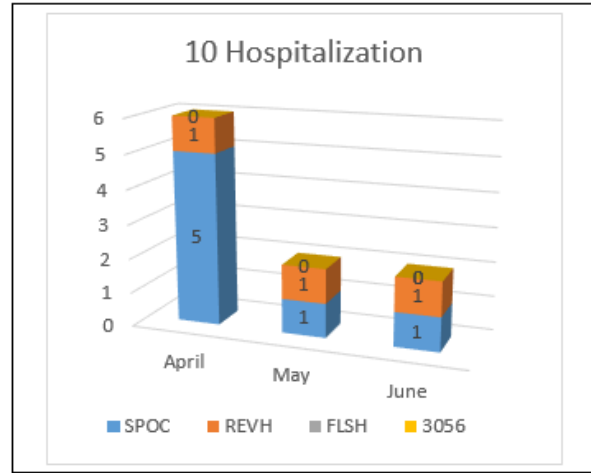
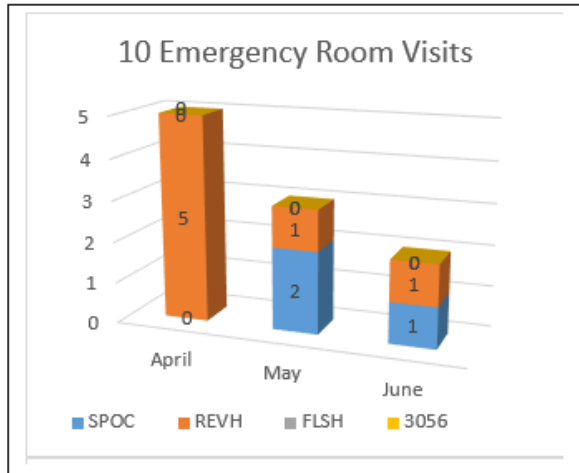
Since April, Prop. 47 System Navigators and Project Kinship staff are available outside of the Intake and Release Center and Theo Lacy facility, from Monday through Thursday, to outreach and engage Prop. 47 individuals upon release. Additionally, the contract with Cooper Fellowship for residential treatment was terminated as of 5/1/2020. On 6/9/2020, Wel-Mor Psychology, an outpatient provider under the Drug Medi-Cal Organized Delivery System (DMC-ODS), added an additional location on 1440 N. Harbor Blvd. Suite #725 in Fullerton to serve adolescents and adult clients with substance use disorders.

During this quarter, there were 424 referrals received from probation. A total of 281 referrals (66%) were assessed by HCA AB 109 screeners. Many individuals did not respond to outreach efforts. Of those assessed, AB 109 screeners made 265 service referrals and 143 referrals (54%) resulted in admission. Of the different service referrals made, 33% were for residential treatment, 33% for outpatient substance use disorder treatment, 9% for detox, 12% for recovery residences and mental health short-term housing, 5% for mental health outpatient and bridge medication, 1% of FSP and 8% for Vivitrol and methadone maintenance.

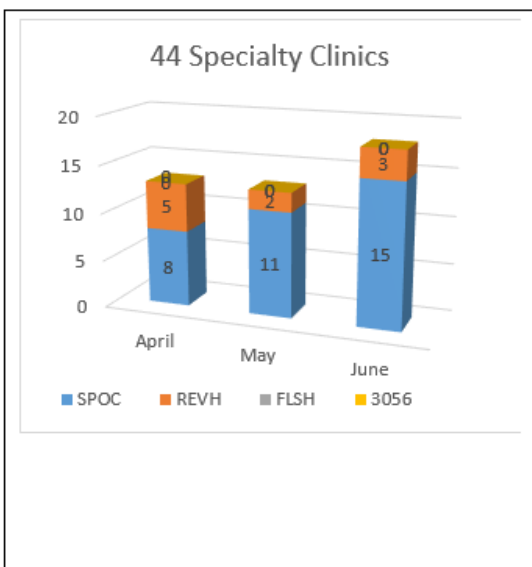


Correctional Health Services

Correctional Health Services' staff administered Vivitrol to one (1) inmate prior to their release. Coordinated follow-up is arranged for individuals to receive additional injections post-release via Behavioral Health Services out-patient services. Twenty (20) AB 109 inmates were either hospitalized or treated in the Emergency Department. This is a decrease from the previous quarter reflecting twenty-five (25) inmates.



All primary care physician services are provided within the jail; however, when an AB 109 inmate needs specialty services, they are transported to specialty medical clinics off-site (such as, Cardiology, Nephrology, Oncology, OB, Surgery, etc.). There are currently nearly 26 specialty clinic services available with 44 clinic visits completed during the 2nd quarter of 2020 for AB 109 inmates specifically. This equates to approximately 11% of the total specialty clinic services for this quarter.



AB109 Type:	SPOC	REVH	FLSH	Total Per Clinic
Total Number of Appointments	34	10	0	
Cardiology	0	2	0	2
Dialysis	22	0	0	22
Endocrinology	2	0	0	2
ENT	0	2	0	2
Gastroenterology	0	0	0	0
Glaucoma	2	0	0	2
Hematology/Oncol	1	0	0	1
Ophthalmology	3	0	0	3
Oral/Facial Surgery	0	0	0	0
Orthopedics	1	3	0	4
OT	0	0	0	0
PT	0	0	0	0
Podiatry	0	0	0	0
Radiology	1	1	0	2
TAB	0	0	0	0
Ultrasound	0	1	0	1
Urology	0	1	0	1
Vascular	2	0	0	2
				44

In-custody Correctional Health Services triages and screens every AB 109 inmate in the jail to determine their medical and mental health needs and subsequent treatment and medication plan. The volume of patients is reflected in the Sheriff's section of this report, as all in-custody inmates on the Sheriff's census are also managed by in-custody healthcare staff.



Since the inception of AB 109 through June 30, 2020, OC Probation has supervised 9,575 former state prisoners.

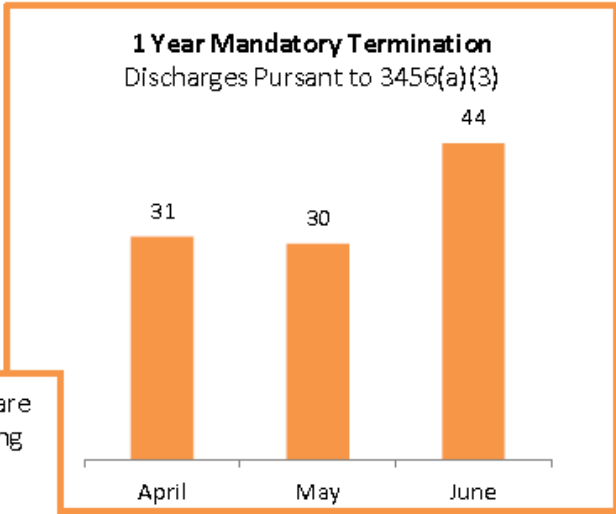
Postrelease Community Supervision

As of June 30, 2020

1,266

individuals were on PCS active supervision.

PCS individuals without custodial sanctions are mandatorily discharged after one year. During the second quarter of 2020, 105 individuals were released on one-year mandatory terminations.



PCS Controlling Offense (All Felonies)	Person	Property	Drug	Weapons	Other
	13%	32%	31%	9%	15%

Mandatory Supervision

Individuals with MS Convictions from October 1, 2011 through June 30, 2020 = 4,208

Mandatory Supervision (MS) individuals are offenders sentenced under PC § 1170(h) who receive jail time followed by supervision. During the second quarter of 2020, 33 individuals were sentenced to MS. As of June 2020, 476 individuals are actively supervised while 422 individuals are on active warrant. In addition, 60 individuals were sentenced but are still in Orange County Jails – once released, OC Probation will supervise them.

Day Reporting Centers (DRC)

April 1, 2020 – June 30, 2020

56 Program Referrals*		29 Program Entries*		30 Program Discharges*	
Referral Reason (%)		Risk Level at Entry (%)		Phase at Exit 1-3 (%)	
Benefit to Participant	27%	High	86%	1	33%
Sanction	12%	Medium	10%	2	27%
Both	34%	Low	0%	3	40%
Unknown	27%	Not Assessed	4%		

* Referrals, entries, and discharges were affected by the COVID-19 pandemic.

**BY-LAWS
OF THE ORANGE
COUNTY COMMUNITY CORRECTIONS PARTNERSHIP**

ARTICLE I

NAME

The name of this organization shall be THE ORANGE COUNTY COMMUNITY CORRECTIONS PARTNERSHIP.

ARTICLE II

AUTHORIZATION

This organization is authorized by Penal Code Section 1229, *et seq.*

ARTICLE III

PURPOSE

The Orange County Community Corrections Partnership shall play a critical role in developing programs and ensuring appropriate outcomes for low-level offenders. Pursuant to Penal Code Section 1230, the Partnership shall provide advice concerning Probation's community corrections program as defined in subdivision (c) of Penal Code Section 1229 and shall recommend a local plan to the Orange County Board of Supervisors for the implementation of the 2011 Realignment Legislation addressing public safety as expressed in AB 109, AB 117 and AB 118 of 2011.

ARTICLE IV

MEMBERSHIP

1. The Partnership shall consist of the Chief Probation Officer, serving as the Chairperson of the Partnership and the presiding judge of the superior court, or his or her designee, a county supervisor or the chief administrative officer for the county, the district attorney, the public defender, the sheriff, a chief of police, the head of the county department of social services, the head of the county department of mental health, the head of the county department of employment, the head of the county alcohol and substance abuse programs, the head of the county office of education, a representative from a community-based organization with experience in successfully providing rehabilitative services to persons who have been convicted of a criminal offense, an individual who represents the interests of victims.

2. The Partnership shall have an Executive Committee that will serve as the voting body of the Partnership and shall be comprised of the following members: the chief probation officer of the county (chairperson), a chief of police, the sheriff, the district attorney, the public defender, one department representative from one of the following, as designated by the county board of supervisors: (1) the head of the county department of social services; (2) the head of the county department of mental health; or (3) the head of the county department alcohol and substance abuse programs.

3. The Chief Probation Officer of the County shall serve as the Chairperson of the Partnership pursuant to Penal Code section 1230(b)(2). Should the Chief Probation Officer be unable to attend a meeting, the Chief may declare and alternate to attend in his/her place pursuant to paragraph 4 below. IF an alternate attends on behalf of the Chief of Probation, the alternate shall assume the duties of Chairperson for that meeting.

4. Replacement of Partnership member:
 - a. If an Executive Committee Partnership member is unable to attend a meeting of the Partnership, he or she may designate, in writing, an alternate who shall attend on his or her behalf.
 - b. Alternates of Executive Committee Partnership members shall not have a vote on specific issues unless authorized by the Executive Committee Partnership member in writing.

ARTICLE V

MEETINGS AND PROCEDURES

The Partnership and its Committees shall be governed by the Brown Act and all meetings shall be open to the public.

1. Regular Meetings

Regular meetings shall be set by the Partnership and are to take place quarterly on the fourth Thursday of the month of ~~January~~February, April, July, and October, at 2:00 p.m. unless an alternate date and time is announced in advance. The regular meeting location shall be at the Probation Department training facility, located at 1001 S. Grand Avenue, Santa Ana, California 92705, unless an alternate location is announced in advance. Any scheduled meeting may be canceled upon order or the Chair, or a majority of the Executive Committee members of the Partnership.

2. Special Meetings

Special meeting may be called at any time by the Committee Chair. Each member of the Committee shall be given adequate written notice of such meetings.

3. Quorum and Voting Procedure

- a. A simple majority of the Executive Committee members of the Partnership shall constitute a quorum for the transaction of business at any meeting of members.
- b. Decisions shall be reached through majority voting which is defined as a majority of the quorum members present.
- c. The Partnership shall use parliamentary procedures (the current edition of Robert's Rules of Order) to conduct business.

4. Setting the Agenda

The Chairperson shall approve items on the agenda. Anyone wishing to provide input shall request inclusion on the agenda no later than one week prior to the scheduled meeting. Nothing in this section prohibits any member of the Partnership from adding an agenda item with seven (7) days notice to the Chair, or the Chair's designee.

5. Public Comments

Public comments at meetings are limited to three (3) minutes for each agenda item for individuals and five (5) minutes for each agenda item for representatives of organizations. The Chairperson has the discretion to extend the time based on the complexity of the issue.

ARTICLE VI

COUNCILS, COMMITTEES AND TASK FORCES

1. Standing Committees may be created by vote of the Partnership Executive Committee to perform on-going functions. The Chairperson of a Standing Committee will be appointed annually by the Partnership Chairperson and must be a member of the Executive Committee. Each Standing Committee shall report to the Partnership on a regular basis.

2. Task Forces may be formed to deal with a specific need or issue as approved by the Partnership. When their objectives are met, they will be disbanded. The Task Force Chair shall be appointed by the Partnership Chairperson.
3. Membership on Standing Committees and Task Forces may include non-voting Partnership members, technical consultants and/or citizens from the community at large.

ARTICLE VII

AMENDMENTS

These By-laws may be adopted, amended or repealed by a majority vote of the Partnership Executive Committee after written proposal for such action has been in the hands of the Partnership for thirty (30) days.

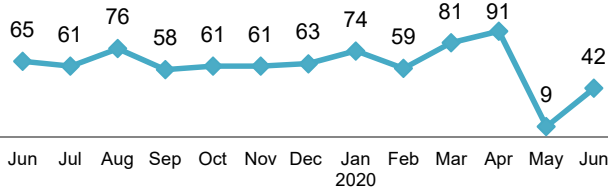
DRAFT



AB109 Monthly Stats June 2020

Postrelease Community Supervision (PCS)

Releases from Prison*
 from 10/1/11 - 6/30/20 = 9,575
 2020 YTD = 356
 2020 Monthly Avg = 59



PCS Active Supervision

(Excludes Warrants)

• 1,266

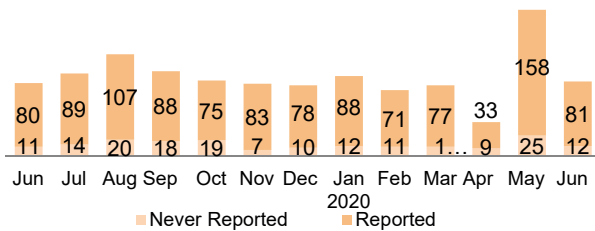
Warrants



•ICE •PCS •Total

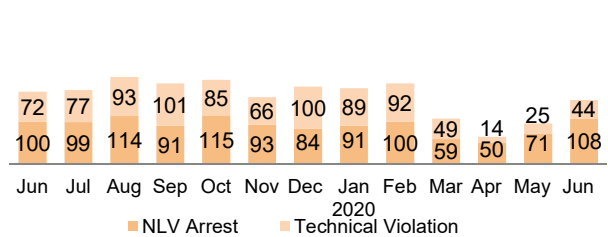
Warrants*

2020 YTD = 588
 2020 Monthly Avg = 98



Revocations*

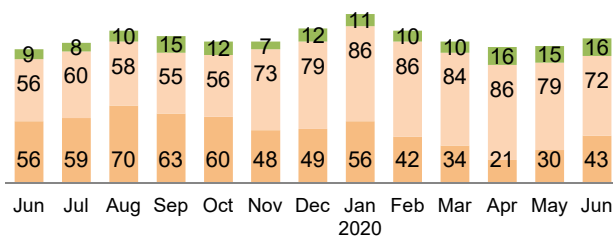
2020 YTD = 792
 2020 Monthly Avg = 132



Day Reporting Center Participants

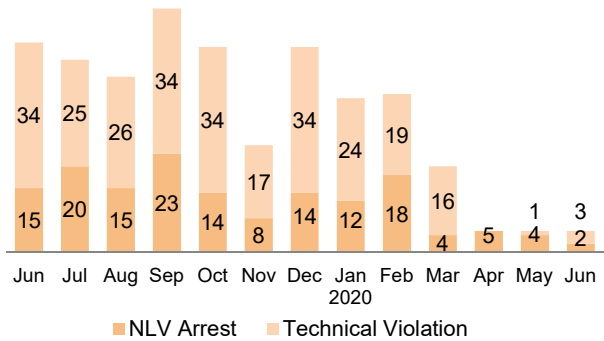
2020 Monthly Avg = 133
 2020 Monthly Avg: (AB109 = 38, GenSup = 95)

Phase 1 Phase 2 Phase 3



Flash Incarcerations*

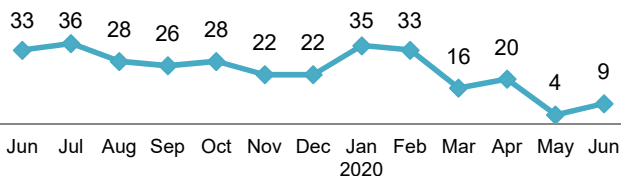
2020 Monthly Avg = 18
 2019 Monthly Avg = 49



Mandatory Supervision (MS)

Individuals with MS Convictions*

from 10/1/11 - 6/30/20 = 4,208
 2020 YTD = 117
 2020 Monthly Avg = 20



MS Active Supervision

(Excludes Warrants)

• 476

Warrants

422

June Flash Incarcerations

0

* In response to the COVID-19 pandemic, the California Governor declared a State of Emergency in March 2020. The State also closed courts, altered the timing of prison releases to Counties and enacted measures, such as zero bail, to reduce jail populations. These actions affected PCS releases, MS convictions, Warrants, Revocations, and Flash Incarcerations.