

SUMMARY ACTION MINUTES

REGULAR MEETING ORANGE COUNTY COMMUNITY CORRECTIONS PARTNERSHIP

Thursday, April 25, 2019, 2:00 P.M.



PROBATION DEPARTMENT
Training Room 5
1001 S. Grand Ave.
Santa Ana, California

STEVE SENTMAN, Chair
Chief Probation Officer

DON BARNES
Sheriff-Coroner

TOM DARÉ
Chief of Police, Garden Grove

JEFF NAGEL
Health Care Agency

SHARON PETROSINO
Public Defender

TODD SPITZER
District Attorney

ATTENDANCE: Members Barnes, DaRé, Sentman, Spitzer, Baker (Alternate for Barnes), Davis (Alternate for Petrosino) and Mugrditchian (Alternate for Nagel)

EXCUSED: Members Nagel and Petrosino

COUNTY COUNSEL: Liz Pejeau, Deputy

CLERK OF THE PARTNERSHIP: Jamie Ross, Deputy Clerk

ADMINISTRATIVE MATTERS: (Items 1 - 5)

1. Welcome and Introductions
2. Discussion and approval of the FY 2019-20 proposed AB 109 funding allocation for Local Law Enforcement

152346789 **APPROVED CURRENT METHODOLOGY FOR ALLOCATION OF FY 2019-20 FUNDS**
XX XN

3. Discussion and approval of projects to be funded with FY 2019-20 Public Safety Realignment
- 681234579 **APPROVED PROJECT 1 AS RECOMMENDED**
XX X

P.O. **SHERIFF REQUESTED PROGRAM OUTCOMES FROM HCA**

SUMMARY ACTION MINUTES

123456789 **APPROVED PROJECT 3 AS RECOMMENDED; REVISED PROJECT DESCRIPTION TO INCLUDE LANGUAGE THAT FUNDING IS FOR 2019 CONFERENCE WHICH INCLUDES TRAVEL TO WASHINGTON, DC TO ASSIST STAFF IN PREPARATION FOR 2020 CONFERENCE TO BE HELD IN ORANGE COUNTY**
xx x

612345789 **APPROVED PROJECT 4 AS RECOMMENDED**

xx x

SHERIFF SUGGESTED USING ORANGE COUNTY CRIMINAL JUSTICE COORDINATING COUNCIL (OCCJCC) AS APPROPRIATE BODY TO REVIEW METRICS ONCE STUDY IS COMPLETE

162345789 **APPROVED PROJECT 5 AS RECOMMENDED**

xx xN

P.O. **DISTRICT ATTORNEY AND SHERIFF SUGGESTED COURT ADD LANGUAGE IN MANUAL STATING JUDGE HAS ULTIMATE AUTHORITY**

751234689 **APPROVED PROJECT 6 AS RECOMMENDED**

x xx

P.O. **DISTRICT ATTORNEY REQUESTED COURT EXCLUDE FACILITATOR USED IN PROJECT 5**

4. Receive and file quarterly report for period of January – March 2019

RECEIVED

5. Realignment Updates:

- CCP Coordinator
- Probation
- Sheriff
- District Attorney
- Public Defender
- Courts
- Health Care/Mental Health
- Local Law Enforcement
- Board of Supervisors
- Social Services
- OC Community Resources
- OC Department of Education
- Community-Based Organization (Representative)
- Waymakers (Victims Representative)

PRESENTED

PUBLIC & PARTNERSHIP COMMENTS:

PUBLIC COMMENTS: None

PARTNERSHIP COMMENTS: None

SUMMARY ACTION MINUTES

ADJOURNED: 3:50 P.M.

*** KEY ***

Left Margin Notes

- | | |
|------------------------------------|--------------------------|
| 1 Don Barnes | A = Abstained |
| 2 Tom DaRé | X = Excused |
| 3 Jeff Nagel | N = No |
| 4 Sharon Petrosino | P.O. = Partnership Order |
| 5 Steve Sentman | |
| 6 Todd Spitzer | |
| 7 Bill Baker (Alternate) | |
| 8 Frank Davis (Alternate) | |
| 9 Annette Mugrditchian (Alternate) | |

(1st number = Moved by; 2nd number = Seconded by)

/s/

STEVE SENTMAN

Chair

/s/

Jamie Ross, Deputy
Clerk of the Partnership

Summary of Proposed Projects

Background:

On January 24, 2019, the CCP Executive Committee approved the allocation for the anticipated FY 2019/20 2011 Realignment Funds. Included in this allocation was a set aside the growth funds for CCP approved projects. Currently, this amount is estimated at \$6.3M and is in addition to the \$441K set aside this current fiscal year for reentry service projects.

On April 11, 2019, the AB109 Working Group met and discussed the following projects to be submitted for discussion and approval for funding. The AB109 Working Group will be establishing guidelines on the process to recommend projects. In absence of those guidelines, however, all projects presented are being submitted for CCP Executive Committee discussion and approval.

	Project*	Request 19/20	Request Future Years	Estimated Set Aside	Estimated CCP Planning**
				6,700,000	848,000
1	Substance Use Beds for Reentry Population	500,000	1,000,000	(500,000)	
2	Data Collection, Analysis and Reports Withdrawn	240,000	240,000	(240,000)	
3	NADCP Annual Conference	36,000			(36,000)
4	Evaluation of Recidivism Reduction Advisors	30,000			(30,000)
5	Standardizing Policy and Procedures Manuals	14,000		(14,000)	
6	Collaborative Court Training Day Speaker	5,000			(5,000)
	Total / Balance	825,000	1,240,000	5,946,000	777,000
		585,000	1,000,000	6,186,000	

* Additional projects being pursued include an expansion of reentry center services and data integration and may be brought forth at the July meeting.

** Beginning balance shown is net of the amount allocated for the UCI study in progress totals \$549K.

1. Dedicated **Bridge Housing Substance Use Beds** for Reentry Population (HCA)
 Request: \$500K/ year for 3 years

The Health Care Agency requests funding for approximately 15 of the 40 **bridge housing substance use disorder** beds as part of their recent Prop 47 Grant application, which focuses on successful reentry for individuals **with who may be experiencing** substance abuse and/or mild to moderate mental illness. The grant will be awarded in June and if Orange County is not approved, the requested funds would not be needed.

2. ~~Data Collection, Analysis and Reports (OC Courts)~~ **Withdrawn**
 Request: ~~\$480K over 2 years~~

~~The Courts request funding to automate the Collaborative Treatment Court data. Funding would provide for staff costs to convert manual program data into an electronic format, analyze the data, create needed reports, and streamline the way information is shared with the members of each program team which consists of both Court and County staff and providers.~~

3. National Association of Drug Court Professionals (NADCP) Annual Conference (Probation)
 Request: \$36K One-Time

The ~~2020~~ Annual NADCP Conference provides information and resources on addiction, mental illness and the justice system and will be **held July 14-17 in National Harbor, MD hosted by Orange County**. Funding requested will be used to send a minimum of two members from HCA, Public Defender, District Attorney, Sheriff, Probation, and the Courts to attend ~~this~~ **the 2019** conference. **The 2020 Annual NADCP Conference will be hosted in Orange County.** Funding may be eligible for CCP Planning and Training Funds.

4. Evaluation of Recidivism Reduction Advisors Pilot Program (Public Defender)
Request: \$30K to cover the 20-month pilot project

The Public Defender requests funding for an independent study of their Recidivism Reduction Advisors pilot project. When the BOS approved the two Social Worker positions and project, a directive was made to return with metrics. This study will evaluate the effectiveness of the program and provide the needed metrics. Funding may be eligible for CCP Planning and Training Funds.

5. Standardized Policy and Procedures Manuals (OC Courts)
Request: \$14K for 1 year

The Courts request funding for a facilitator to hold working sessions and guide the participating agencies to create the needed standardized policy and procedures manuals for the remaining seven Collaborative Courts which are currently operating without.

6. Collaborative Court Training Day Speaker (OC Courts)
Request: \$5K One-Time

The Courts request funding for a key-note speaker for their annual Collaborative Court Training Day to discuss best practices and current programming trends. Funding may be eligible for CCP Planning and Training Funds.



Public Safety Realignment in Orange County

AB109 Quarterly Report *January to March 2019*

Prepared by:

Orange County Community Corrections Partnership



VISION STATEMENT

"Enhancing the quality of life of Orange County residents by promoting public safety, reducing recidivism and creating safer communities."

MISSION STATEMENT

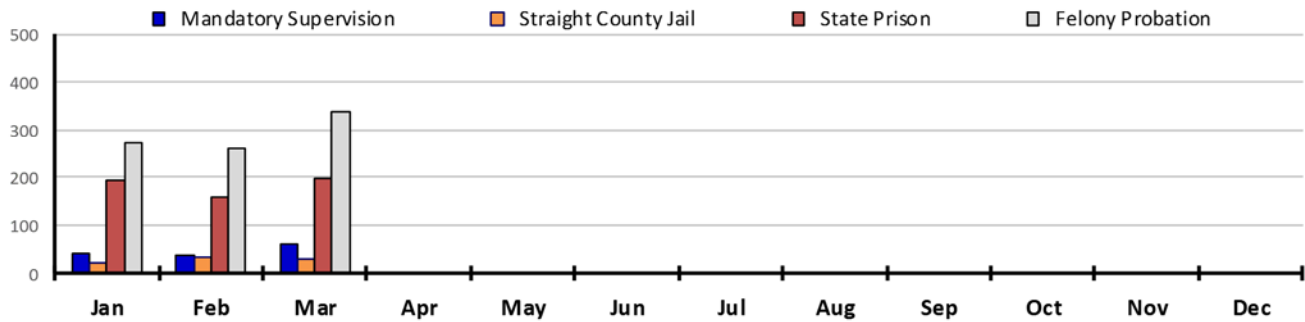
The **Mission** of the Orange County Community Corrections Partnership is to enhance public safety by holding offenders accountable and reducing recidivism by utilizing fiscally responsible, quantifiable, evidenced based and promising practices that support victims and community restoration.



I. FILINGS

Measure	Monthly Average	CY 2019	Q1			Q2			Q3			Q4		
			Jan	Feb	Mar	Apr	May	Jun	Jul	Aug	Sep	Oct	Nov	Dec
Felony Filings	936	2,809	1,034	858	917									

II. INITIAL SENTENCING



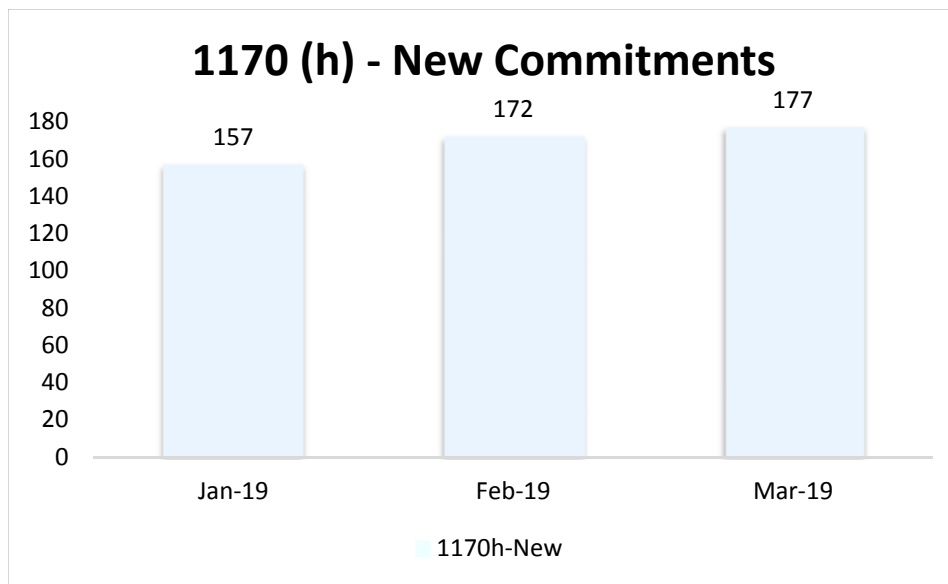
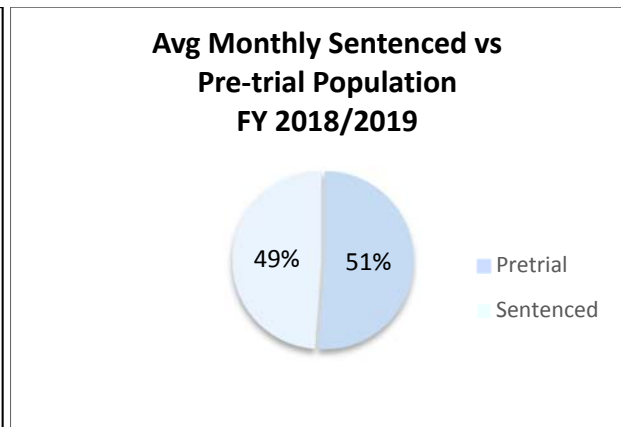
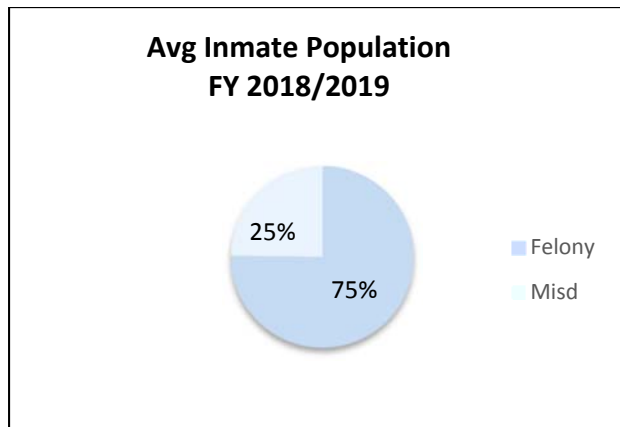
Sentencing Type		Month Avg	CY 2019	Q1			Q2			Q3			Q4		
				Jan	Feb	Mar	Apr	May	Jun	Jul	Aug	Sep	Oct	Nov	Dec
A. Mandatory Supervision ("split") <i>[PC§1170(h)(5)(b)]</i>	9%	48	143	43	39	61									
B. Straight County Jail <i>[PC§1170(h)(5)(a)]</i>	5%	29	88	22	35	31									
C. State Prison <i>(non PC§1170 eligible)</i>	33%	184	552	194	160	198									
D. Felony Probation <i>[PC§1203.1]</i>	53%	290	870	271	261	338									
E. TOTAL	100%	551	1,653	530	495	628									

III. PETITIONS /COURT'S MOTIONS TO REVOKE/MODIFY

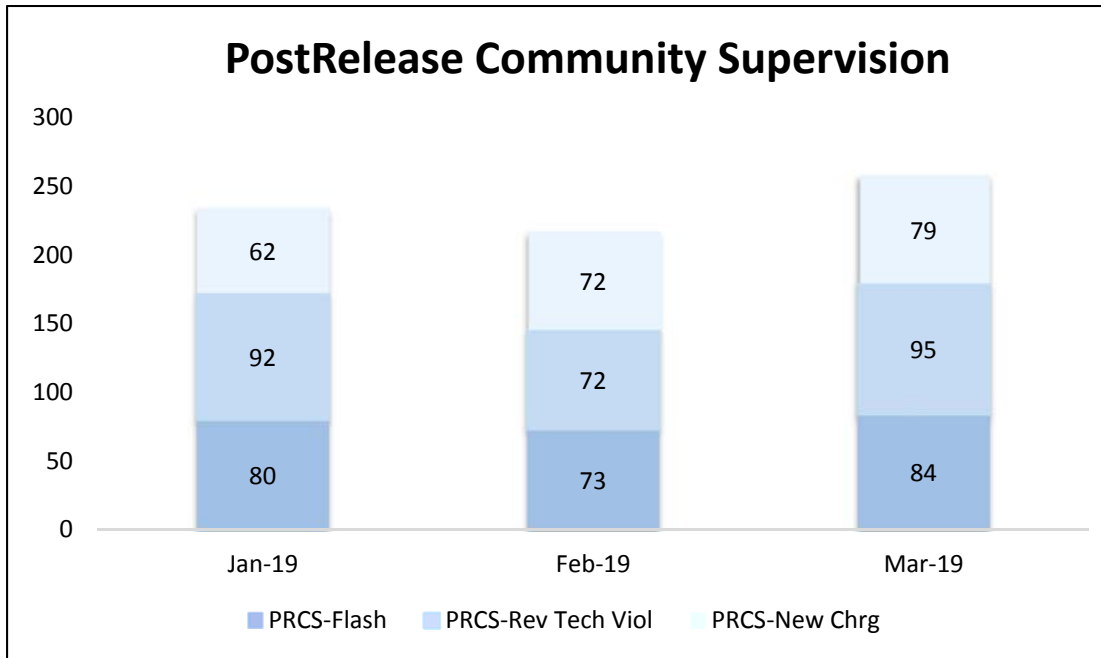
Petitions / Court's Motions		Month Avg	CY 2019	Q1			Q2			Q3			Q4		
				Jan	Feb	Mar	Apr	May	Jun	Jul	Aug	Sep	Oct	Nov	Dec
A. Mandatory Supervision ("split")	4%	34	103	36	32	35									
B. Postrelease Community Supv	20%	162	486	155	141	190									
C. Parole	7%	56	168	57	48	63									
D. Felony Probation	69%	555	1,666	565	540	561									
o Petitions	34%	272	816	285	258	273									
o Court's Motion	35%	283	850	280	282	288									
E. TOTAL	100%	808	2,423	813	761	849									



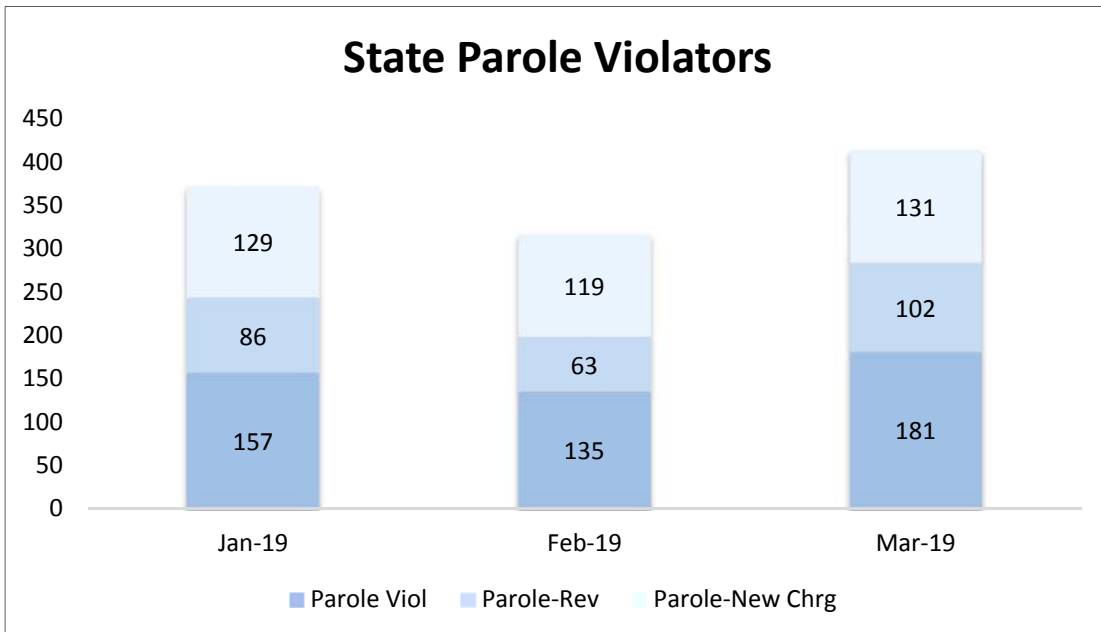
AVG Monthly PRCS Violators Booked	Mental Health Treatment			AVG Monthly Population of PC 1170(h)
145.00 per month	<i>Open Cases</i>	<i>New Cases</i>	<i>Rec. Psy. Drugs</i>	493.00 Serving an average of 175.20 days
Average Length of Stay 61.07	1915	479	965	
	<i>Sick Calls</i>	<i>Dr. Visits</i>	<i>Off Site Dr. Visits</i>	
	8165	7164	210	



- Total number of PC 1170 (h) offenders (non-violent, non-serious, non-sex offenders) sentenced to the Orange County Jails as a new commitment. Includes both straight and split sentences.



- Total number of Post-Release Community Supervision offenders booked on a 1) PC 3454(c) flash incarceration; 2) PC3455(a) – revoked for technical violation; and 3) for new charges.



- Total number of state parole violators booked on a 1) PC3056(a) parole violation only; 2) received jail time as a result of a parole revocation hearing; and 3) any new offense(s) including 1170(h) charges.



Orange County Public Defender's Office
Sharon Petrosino, Public Defender



In 2019, the newly formed Reentry or Recidivism Reduction Unit is on its way to making a positive impact. Every day, the Recidivism Reduction Unit staff are reaching out and connecting our clients and linking them to services. These services will best support our clients by providing them the appropriate resources for their needs. The creation of the Reentry Unit will continue to help to further our goal, which is to help our clients and of reducing recidivism and making the community safer.

In the first quarter of 2019, the Public Defender's Office has continued to staff the Realignment client population with three regularly assigned attorneys, two resource service paralegals, an attorney clerk, and a staff specialist. In addition, non-dedicated staff assist with investigation, clerical needs, and any additional Writs & Appeals issues on behalf of Realignment clients. Last, while not applicable to this quarter, we look forward to having two Recidivism Reduction Advisors start in late April 2019, who will service our AB109 clients as part of a new pilot project.

In addition to handling the above matters, the Reentry Unit team has been active in filing Proposition 47 petitions to reduce felony convictions to misdemeanors. This quarter, 793 petitions were filed, with significant benefit to our clients and their criminal records. The team has also filed for dismissals and reductions of certain marijuana charges pursuant to Proposition 64 with a total of 50 petitions filed.

With respect to AB109 specifically, the overall number of Postrelease Community Supervision (PCS), Mandatory Supervision (MS), and parole cases remained fairly steady. The number of contested hearings remained steady as well. Lastly, we had a significant increase in referrals and community partners.

In the first quarter of 2019, the Public Defender's Office handled the following AB109 matters:

PCS Cases Opened	MS Cases Opened	Parole Cases Opened	Total Court Appearances (includes PCS, MS and Parole)	Contested Hearings
470	156	172	1362	22

In addition to our legal work, the Public Defender's Office continues to assist in the reduction of recidivism by working directly with clients to reduce their risk factors and increase stability in their lives. To this end, our two dedicated resource paralegals work closely with clients, helping them acclimate in society after release from custody. As mentioned above, our two Recidivism Reduction Advisors will be a critical component in assisting our AB109 clients. They will work with our paralegals and continue to collaborate with OC Probation, the Division of Adult Parole Operations (DAPO) of the California Department of Corrections and Rehabilitation (CDCR), Sheriff's Department (OCSD), and Health Care Agency (HCA).



On a weekly basis, our paralegals visit the day reporting centers run by OC Probation and DAPO. In addition, they work with the OCSD on the reentry program to further assist clients in connecting with services.

Again this quarter, our resource paralegals continue to assist our clients with necessary resources and programs.

Client Jail Visits	Client Program Visits	Phone Calls (to/from clients)	Program and service referrals	Obtaining Valid Forms of Identification
34	48	501	514	173

Throughout the first quarter of 2019, our paralegals and support staff provided the following assistance to our clients:

- Assisted our clients with obtaining valid forms of identification, including driver's licenses and birth certificates, to help them gain employment, housing, and transportation
- Helped our clients enroll in programs for family reunification services
- Worked with our clients to obtain immigration documents to help them obtain citizenship
- Obtained General Relief benefits, food stamps, Medi-Cal, and other forms of government assistance for our clients
- Helped our clients obtain treatment, including sober living and drug and alcohol rehabilitation services
- Assisted our clients with receiving mental health services
- Helped our clients to receive veteran benefits and assistance

With assistance from our lawyers, paralegals, and support staff, our clients have been able to make huge strides in their lives, from obtaining employment, locating a place to live, and receiving treatment for a myriad of substance and mental health problems. With the newly created Reentry Unit, the Public Defender's Office is excited to continue to provide excellent representation and make big changes in our clients' lives.



Number of Petitions Filed

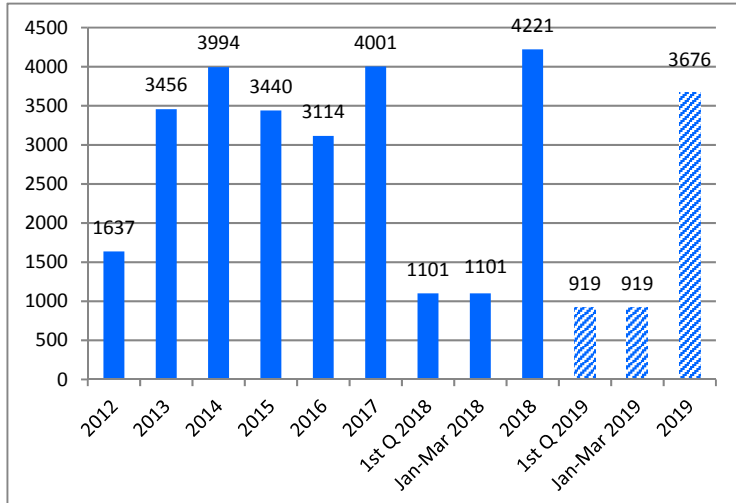
Filings	1 st Q 2019
PCS Petitions Filings (Estimate)	558
Active PCS Defendants	31
Warrant PCS Defendants	331

Filings	1 st Q 2019
MSV Petition Filings	139
Active MSV Defendants	106
Warrant MSV Defendants	312

Filings	1 st Q 2019
Parole Petitions Filings (Estimate)	101
Active Parole Defendants	9
Warrant Parole Defendants	0

Set Court Proceedings

PCS Proceedings

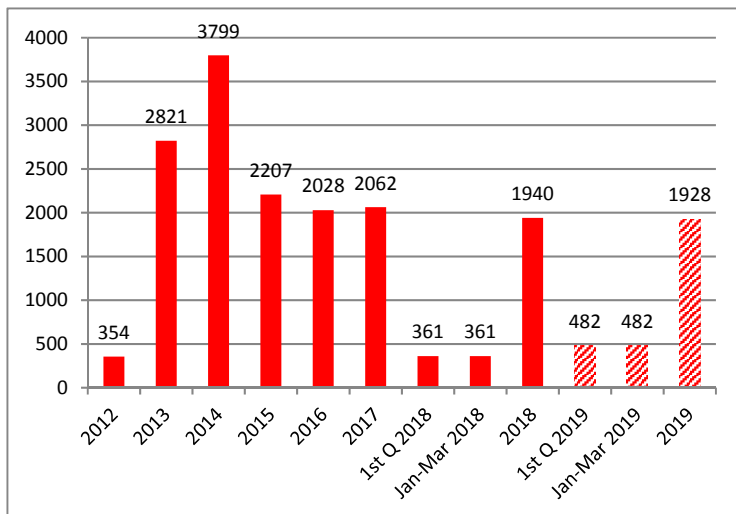


Post Release Community Supervision proceedings were down 17% in the 1st quarter of 2019 as compared to the same time frame of last year.

Annual 2019 projections for PCS proceedings indicate that the OCDA will appear in 13% fewer proceedings as 2018 statistics.

Petition Dispositions	2016	2017	1 st Q 2018	Jan-Mar 2018	2018	1 st Q 2019	Jan-Mar 2019	2019*	Proj Annual % Change
Dismissed	162	134	36	36	134	15	15	60	-55%
Sustained No Time	654	898	250	250	898	242	242	968	8%
Sustained Serve Specified Time	1152	1554	482	482	1553	456	456	1824	17%
PRCS Terminated	4	9	3	3	9	9	9	36	300%
Total	1972	2595	771	771	2594	722	722	2888	11%

MSV Proceedings



Mandatory Supervision Violation filings increased by 34% for the 1st quarter of 2019 as compared to the same time frame of last year.

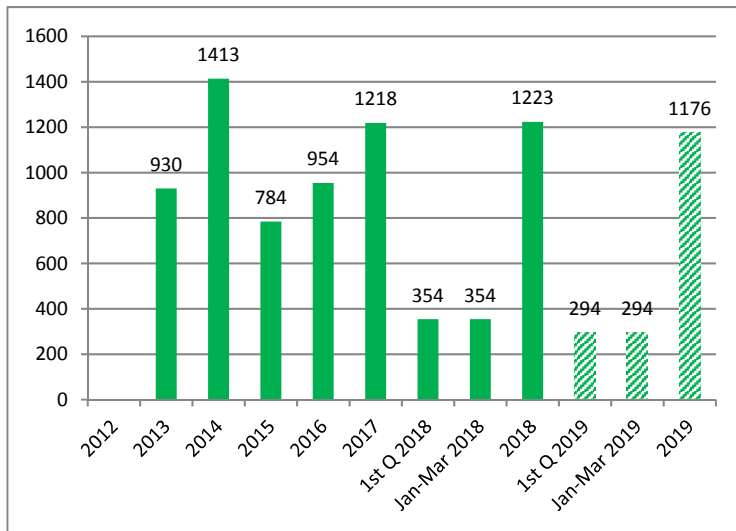
Annual 2019 projections for MSV proceedings indicate that the OCDA will appear in 1% fewer proceedings than in 2018.

It seems we have reached a plateau in relation to filings, proceedings, and dispositions.



Petition Dispositions	2016	2017	1 st Q 2018	Jan-Mar 2018	2018	1 st Q 2019	Jan-Mar 2019	2019*	Jan-Dec % Change	Proj Annual % Change
Dismissed	25	21	4	4	14	0	0	0	-100%	-100%
Sustained No Time	35	39	12	12	41	3	3	12	-75%	-71%
Sustained Serve Specified Time	496	515	131	131	547	94	94	376	-28%	-31%
Sustained Returned for Remaining Term	194	205	64	64	199	30	31	124	-52%	-38%
MSV Terminated - Sentence Deemed Complete	38	57	8	8	38	13	13	52	63%	37%
Prop 47 Reduced Cases - MSV Terminated	6	3	1	1	1	0	0	0	-100%	-100%
Total	794	840	220	220	840	140	141	564	-36%	-33%

Parole Proceedings



AB 109 required the OCDA to handle Parole Violations beginning in July of 2013.

The 1st quarter of 2019 saw a 17% decrease in filings compared to that same time frame in 2019.

Annual 2019 statistics for Parole Violations indicate that the OCDA will appear in 4% fewer proceedings as in 2018.

Petition Dispositions	2016	2017	1 st Q 2018	Jan-Mar 2018	2018	1 st Q 2019	Jan-Mar 2019	2019*	Proj Annual % Change
Dismissed	28	29	17	17	52	4	4	16	-69%
Sustained No Time	1	3	0	0	4	2	2	8	100%
Sustained Serve Specified Time	362	515	134	134	530	113	113	452	-15%
Terminated	0	0	0	0	0	0	0	0	n/a
Total	391	547	151	151	586	119	119	476	-19%

Data Sources

The Office of the District Attorney (OCDA) tracks filings for Mandatory Supervision Violations in the DA Complaint Management System (CMS). This includes cases that go to warrant. The OCDA also tracks all proceedings/hearings scheduled for these AB 109 Violations.

The Central Justice Center handles all the Post Release Community Supervision (PCS) Violations. The PCS proceedings are heard in C60 on Wednesdays. They are also heard in CJ1, when defendant is in custody. Cases are not entered into the OCDA's CMS until a hearing is set. This means warrant cases may not be entered into our system until a hearing is set. Cases are updated as new hearings are scheduled and dispositions and sentences are being entered into CMS.

Mandatory Supervision Violations (MSV) are heard in all courts. MSV hearings are part of the data exchange with VISION and are included in the automated data exchange between the OCDA and the Courts. Cases are updated as new hearings are scheduled and dispositions and sentences are being entered into CMS.

Parole Violations are heard at the Central Justice Center. They are heard in CJ1 on Thursdays. Cases are only entered into the OCDA's CMS once a hearing is set. This means warrant cases may not be entered into our system until a hearing is set. Cases are updated as new hearings are scheduled and dispositions and sentences are being entered into CMS.

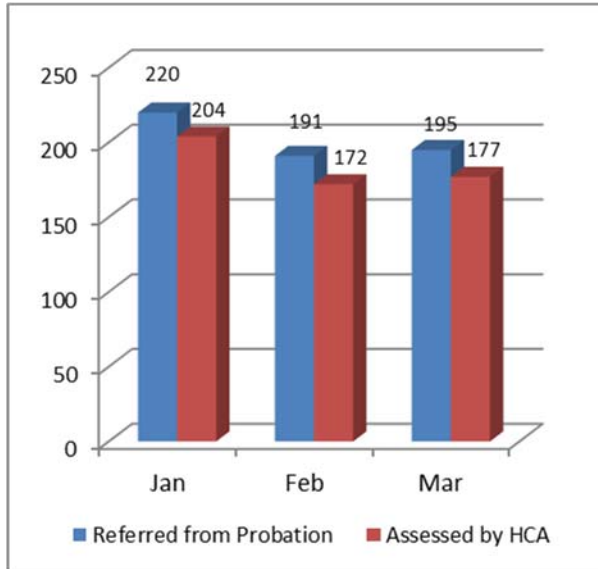
OCDA Representative
Todd Spitzer
Orange County District Attorney

OCDA Data Expert
Katie J.B. Parsons, Ph.D.
Research Manager
714-623-0615
katie.parsons@ocda.ocgov.com

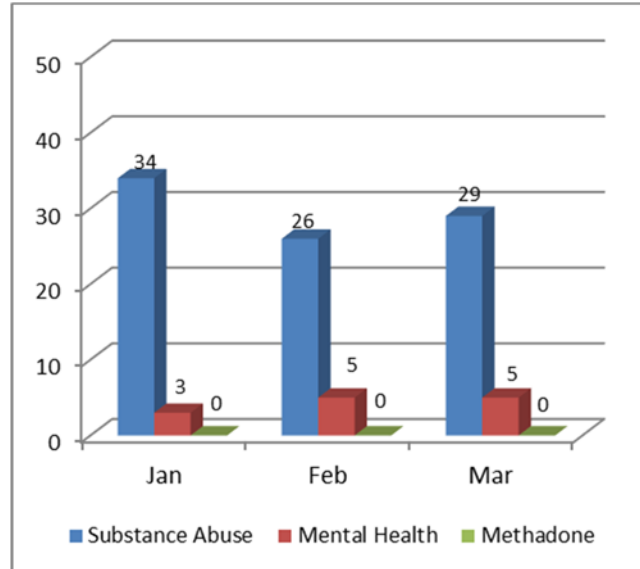


Referrals and Admissions

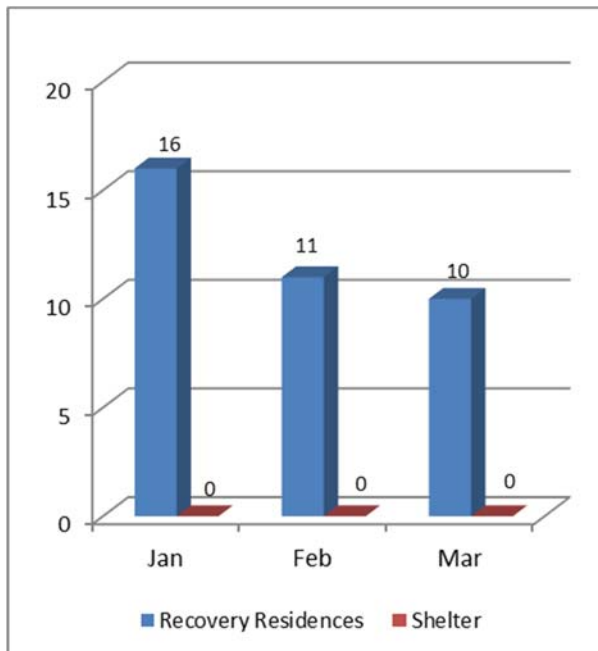
Probation Referrals & HCA Assessments



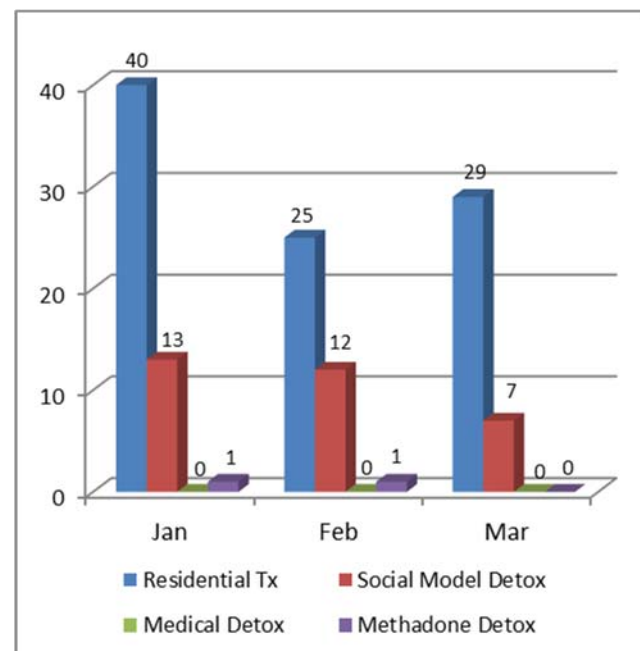
Admitted to Outpatient Treatment



Admitted to Housing



Admitted to Residential Treatment/Detox





AB 109 referrals and admissions to HCA Behavioral Health Services from January - March 2019:

Referrals Jan-Mar 2019	Total	Admissions Jan-Mar 2019	Total
Outpatient SUD Tx	160	Outpatient SUD Tx	89
Residential SUD Tx	135	Residential SUD Tx	94
Social Model Detox	42	Social Model Detox	32
Medical Detox	2	Medical Detox	0
Methadone Detox	4	Methadone Detox	2
Methadone Maintenance	1	Methadone Maintenance	0
Vivitrol	5	Vivitrol	1
Mental Health Outpatient	35	Mental Health Outpatient	13
Psychiatrist	4	Psychiatrist	4
Full Service Partnership (FSP)	8	Full Service Partnership (FSP)	5
Shelter Beds	0	Shelter Beds	0
Recovery Residences	37	Recovery Residences	37
Moral Reconation Therapy	4	Moral Reconation Therapy	3

Behavioral Health Services:

HCA continues to partner with Probation by providing behavioral health assessments, referrals and linkages, and services. Since becoming a part of the Drug Medi-Cal Organized Delivery System (DMC-ODS) Waiver in July 2018, HCA has two DMC contracts with community-based SUD residential treatment providers: Phoenix House and Hope House. In addition to the DMC providers, AB 109 clients are still also able to have access residential services at two non-DMC providers: Woodglen Recovery Junction and Cooper Fellowship. There is currently only one agency that provides medical detox, with locations in Pomona and Long Beach. There are two non-DMC providers that provide social model detox: Roque Center and Woodglen Recovery Junction. A solicitation for DMC social model detox services was released in February 2019. In addition to Phoenix House and KC Services, there are new DMC outpatient SUD treatment providers: Wel-Mor, Twin Town and Pacific Educational Services, Inc. (PES). HCA continues to offer recovery residence services (sober living) for AB 109 clients and has two new providers: Gage House and Step House Recovery.

In April 2019, a licensed HCA staff will have security clearance to conduct a full American Society of Addiction Medicine (ASAM) level of care placement tool to individuals in custody that request residential treatment. This will allow for coordination and placement in residential treatment upon release.

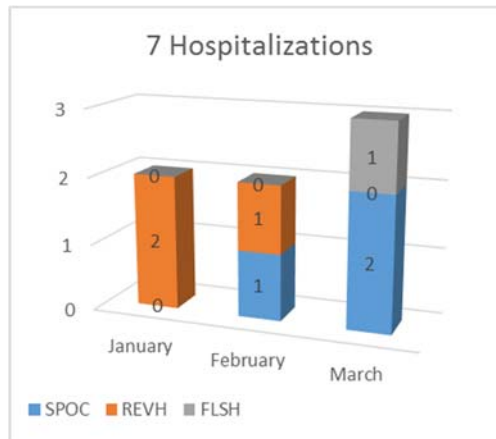
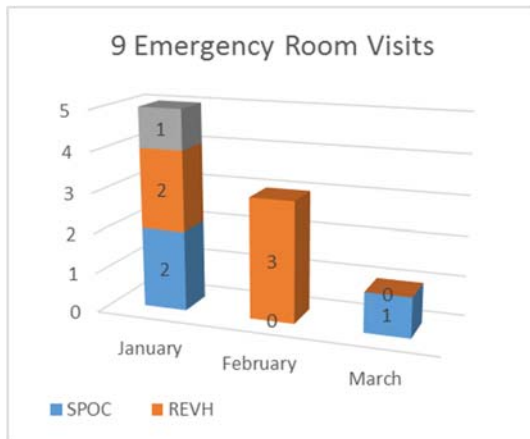
During this quarter, there were 606 referrals received from probation. Of the total referrals received, 553 or 79% were assessed by HCA’s AB 109 screening team. Of those assessed, 437 referrals were made for behavioral health services and of those referrals made, 280 or 64% resulted in admission. When a participant does not enroll in services probation is notified and the HCA AB 109 behavioral health team works with the probation officer to engage the participant into appropriate services. Of the different services, 31% of referrals made were for residential services, 37% for outpatient substance use treatment, 11% for detox services, 8% for recovery residences, 8% for mental health outpatient services, 2% of FSP and 1% for Vivitrol.



Correctional Health Services:

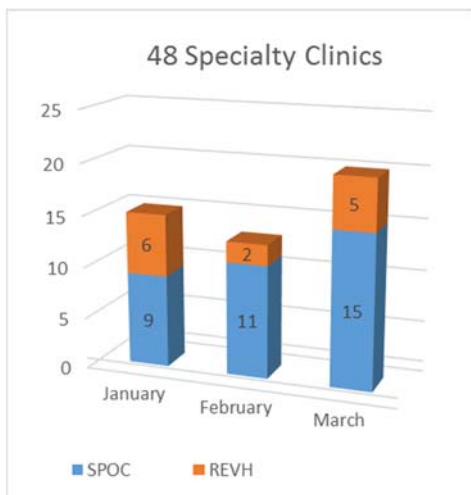
During the 1st quarter of 2019, Correctional Health Services' staff administered Vivitrol to fourteen (14) inmates prior to their release from the Orange County jails. Coordinated follow-up is arranged for these individuals to receive additional injections post-release via BHS out-patient services.

Sixteen (16) AB 109 inmates were either hospitalized or treated in the Emergency Department during the 1st quarter. This is an increase from the previous quarter reflecting nine (9) inmates.



All primary care physician services are provided the jail; however, when an AB 109 inmate needs specialty services, they are transported to specialty medical clinics off-site (such as, Cardiology, Nephrology, Oncology, OB, Surgery, etc.). There are currently nearly 26 specialty clinic services available with 48 clinic visits completed during the 1st quarter of 2019 for AB 109 inmates specifically. This equates to approximately 8% of specialty clinic services business—with only 12% of the total jail population being AB 109 status.

48 Specialty Clinic Appointments			
AB109 Type:	SPOC	REVH	Total Per Clinic
Total Number of Appointments	35	13	
Cardiology	2	1	3
Dermatology	1		1
Endocrinology	2		2
Gastroenterology		1	1
General Surgery	5		5
Hematology/Oncology	1		1
Holter Monitor/Echo	1		1
MRI	1		1
Ophthalmology	2	1	3
Oral Surgery	2	1	3
Orthopedics	2	4	6
Radiation Therapy	1		1
Radiology	9	1	10
Urology	2	1	3
UTS	3	3	6
Vascular	1		1
			48

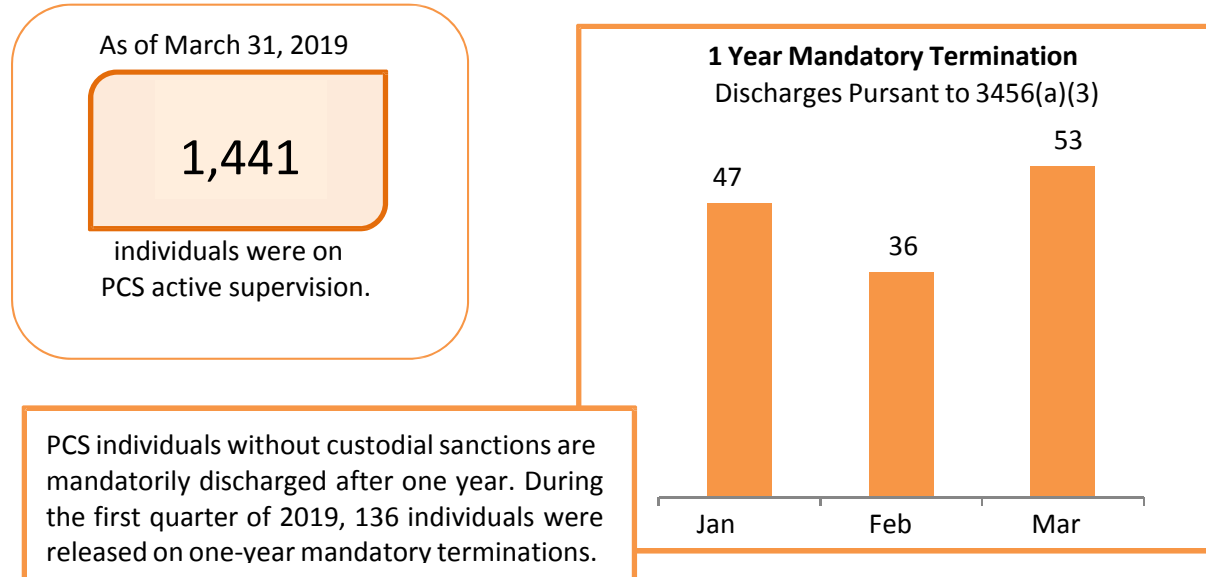


In-custody Correctional Health Services triages and screens every AB 109 inmate in the jail to determine their medical and mental health needs and subsequent treatment and medication plan. The volume of patients is reflected in the Sheriff's section of this report, as all in-custody inmates on the Sheriff's census are also managed by in-custody healthcare staff.



Since the inception of AB 109 through March 31, 2019, OC Probation has supervised 8,550 former state prisoners.

Postrelease Community Supervision



PCS Controlling Offense (All Felonies)	Person	Property	Drug	Weapons	Other
	12%	33%	32%	9%	14%

Mandatory Supervision

Individuals with MS Convictions from October 1, 2011 through March 31, 2019 = 3,874

Mandatory Supervision (MS) individuals are offenders sentenced under PC § 1170(h) who receive jail time followed by supervision. During the first quarter of CY 2019, 112 individuals were sentenced to MS. As of March 2019, 467 individuals are actively supervised while 406 individuals are on active warrant. In addition, 140 individuals were sentenced but are still in Orange County Jails – once released, OC Probation will supervise them.

Day Reporting Centers (DRC)

January 1, 2019 – March 31, 2019

187 Program Referrals*		79 Program Entries*		100 Program Discharges*	
Referral Reason (%)		Risk Level at Entry (%)		Phase at Exit 1-3 (%)	
Benefit to Participant	57%	High	75%	1	78%
Sanction	12%	Medium	18%	2	10%
Both	11%	Low	0%	3	12%
Unknown	20%	Not Assessed	7%	Intake/Orientation	0%

* Includes West County DRC which opened 9/25/2017

4-25-19 #5



Orange County Probation Department
Steven J. Sentman, Chief Probation Officer



AB109 Monthly Stats March 2019

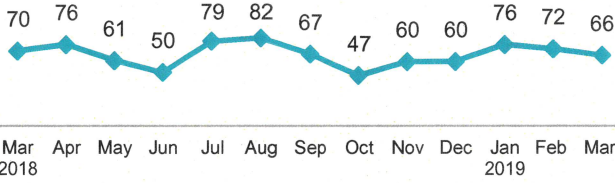
Postrelease Community Supervision (PCS)

Releases from Prison*

from 10/1/11 - 3/31/19 = 8,550

2019 YTD = 214


2019 Monthly Avg = 71



PCS Active Supervision

• 1,441

Warrants



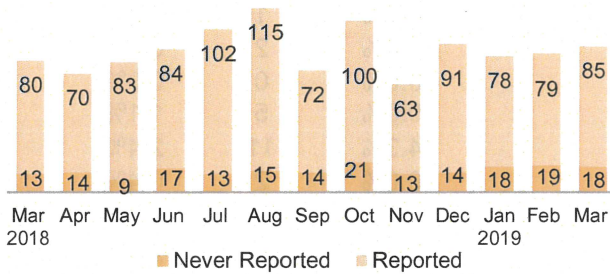
*Based on CDCR's projected release dates and are subject to change. Numbers reflect the most current release date information.

Warrants

2019 YTD = 297

2019 Monthly Avg = 99

36.89% of individuals had at least one warrant issued since 10/1/2011.

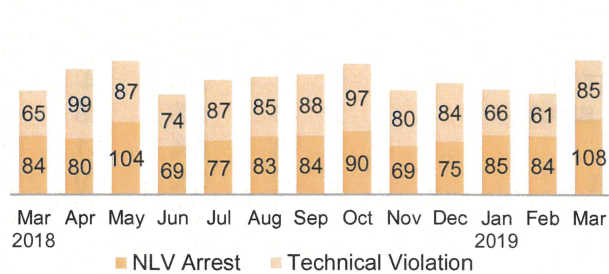


Revocations

2019 YTD = 489

2019 Monthly Avg = 163

41.23% of individuals had at least one revocation issued since 10/1/2011.

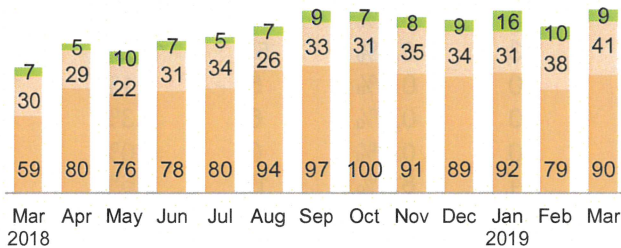


Day Reporting Center Participants

2019 Monthly Avg = 135

2019 Monthly Avg: (AB109 = 39, GenSup = 96)

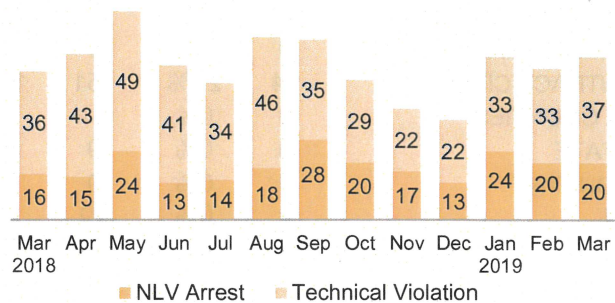
Phase 1 Phase 2 Phase 3



Flash Incarcerations

2019 Monthly Avg = 56

2018 Monthly Avg = 53



Mandatory Supervision (MS)

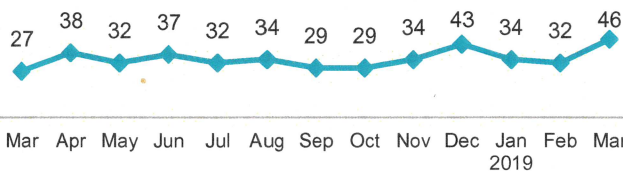
Individuals with MS Convictions

from 10/1/11 - 3/31/19 = 3,874

2019 YTD = 112

2019 Monthly Avg = 37

2018 Monthly Avg = 33



MS Active Supervision

• 467

Warrants

406

March Flash Incarcerations

3



AB109 Monthly Stats March 2019

City of Residence (*)	March PCS Releases		Under Supervision**		March MS Convictions		Under Supervision***	
	#	%	#	%	#	%	#	%
ANAHEIM	16	24%	240	16.7%	6	13.0%	77	16.5%
BREA	0	0%	6	0.4%	1	2.2%	4	0.9%
BUENA PARK	0	0%	31	2.2%	3	6.5%	8	1.7%
COSTA MESA	1	2%	38	2.6%	1	2.2%	20	4.3%
CYPRESS	1	2%	7	0.5%	0	0.0%	0	0.0%
FOUNTAIN VALLEY	2	3%	14	1.0%	0	0.0%	11	2.4%
FULLERTON	3	5%	84	5.8%	3	6.5%	13	2.8%
GARDEN GROVE	0	0%	103	7.1%	4	8.7%	31	6.6%
HUNTINGTON BEACH	2	3%	60	4.2%	1	2.2%	10	2.1%
IRVINE	1	2%	17	1.2%	0	0.0%	2	0.4%
LA HABRA	1	2%	28	1.9%	0	0.0%	5	1.1%
LA PALMA	0	0%	3	0.2%	0	0.0%	1	0.2%
LAGUNA BEACH	1	2%	12	0.8%	0	0.0%	2	0.4%
LOS ALAMITOS	1	2%	4	0.3%	0	0.0%	0	0.0%
NEWPORT BEACH	0	0%	15	1.0%	0	0.0%	5	1.1%
ORANGE	3	5%	51	3.5%	2	4.3%	11	2.4%
PLACENTIA	2	3%	19	1.3%	0	0.0%	2	0.4%
SANTA ANA	13	20%	374	26.0%	6	13.0%	109	23.3%
SEAL BEACH	0	0%	2	0.1%	0	0.0%	0	0.0%
TUSTIN	1	2%	20	1.4%	1	2.2%	10	2.1%
WESTMINSTER	4	6%	39	2.7%	0	0.0%	11	2.4%
LA COUNTY	0	0%	28	1.9%	5	10.9%	35	7.5%
RIVERSIDE COUNTY	0	0%	16	1.1%	3	6.5%	6	1.3%
SAN BERNARDINO COUNTY	0	0%	5	0.3%	0	0.0%	7	1.5%
SAN DIEGO/IMPERIAL COUNTY	0	0%	4	0.3%	3	6.5%	6	1.3%
OCSO CONTRACT CITIES	14	21%	151	10.5%	3	6.5%	53	11.3%
OTHER CA COUNTIES	0	0%	21	1.5%	0	0.0%	5	1.1%
OUT OF STATE	0	0%	9	0.6%	0	0.0%	6	1.3%
OUT OF COUNTRY	0	0%	0	0.0%	0	0.0%	0	0.0%
UNKNOWN	0	0%	40	2.8%	4	8.7%	17	3.6%
Grand Totals	66	100%	1441	100%	46	100%	467	100%

Data has been adjusted to include subsequent grants of supervision.

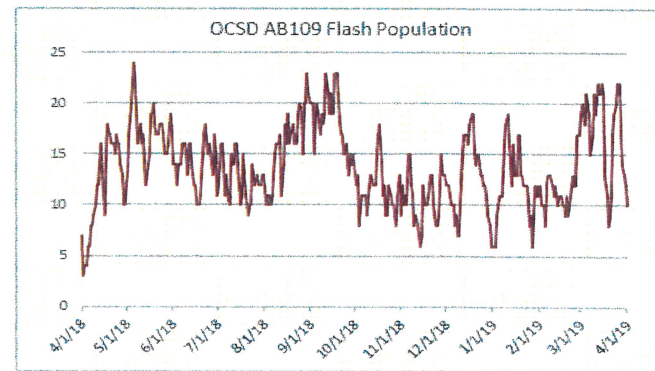
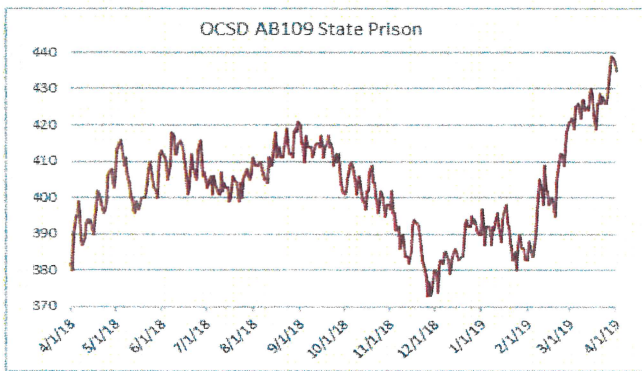
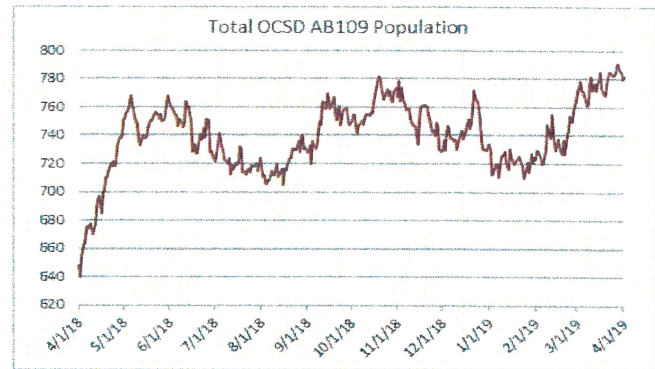
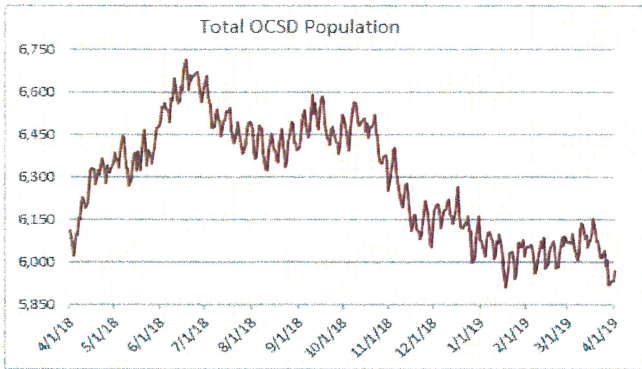
(*) The City of Residence is based on the offender's address in OC Probation's records as of the monthly report production.

(**) PCS (Post-Release Community Supervision): Individuals in the community, on flash incarcerations and/or revoked to jail. The total excludes PCS individuals on active warrant status, discharged, transferred to other counties, or terminated for other reasons.

(***) Mandatory Supervision (MS): Individuals who have finished serving the jail portion of their split sentence and are currently supervised by OC Probation. The total excludes MS individuals on active warrant status, discharged, transferred to other counties, or terminated for other reasons.



Orange County Sheriff's Department
 Inmate Services Division, Programs and Services
 FY 2018-2019 Third Quarter



Programming Highlights

